



FUELMISER

Edition 1



ENGINE MANAGEMENT PARTS



FORWARD TO
CONTENTS

Wherever you are, Motospecs technical support is only a phone call away. The technical support line can provide information on vehicle fitment, product range and latest application listings.

If assistance is required, please call . . .

1800 245 748 (free call)

Monday to Friday 8.00am-5.00pm (Eastern Standard Time)
or fax: 02 9847 5757 or email: ms_sales@motospecs.com

To ensure you receive a quick response to your question, please have the following information at hand:

- Make / Model / Year or build date, chassis number (if applicable).
- Product name.
- Product part number on pack and batch code/production date on label.

WARRANTY Motospecs recognises the importance of customer confidence and satisfaction in the quality of its products. Champion Ignition and Electrical products are warranted against faulty materials and workmanship when used for their designated purpose for a period of 2 years or 40,000km from date of fitment, whichever occurs first.

Warranty does not cover faulty fitment.

CLAIMS must be submitted through the distributor accompanied by the faulty product, proof of purchase and the reason for the failure.

CREDIT for items supplied as ordered will be at the discretion of Motospecs.

FREIGHT charges on returns will be borne by the customer.

COPYRIGHT NOTICE 2009

Motospecs is the owner of Copyright in this production, including layout, drawings, photographs, text and part number systems. This publication must not be reproduced in whole or in part without written authorisation from Motospecs. ABN 97 097 993 283.

This catalogue has been prepared for the Australian and New Zealand markets and whilst every care is exercised in compiling these recommendations, they do not form part of any contract. Due to vehicle production changes and supersessions, Motospecs does not accept responsibility for the accuracy of information or any claim arising from the interpretation of information in respect to vehicles, equipment and published references. Manufacturers' names appearing in this catalogue are used for identification purposes only.

ENGINE MANAGEMENT PARTS CONTENTS

APPLICATION GUIDE

Accel Performance Distributors	2	Landrover	157-158
Alfa Romeo.....	2-5	Lexus	159-161
Audi.....	6-9	Leyland	161-162
Austin	9-10	Mallory Performance Distributors.....	163
Bedford	10	Mazda	163-184
BMW.....	11-22	Mercedes	184-192
Chevrolet	22-23	MG.....	192-193
Chrysler	23-28	Mitsubishi.....	193-219
Citroen	28-29	Morris	219
Daewoo	29-32	Niki	219
Daihatsu	32-38	Nissan.....	220-246
Daimler	38	Peugeot	246-247
Dodge	38-39	Porsche.....	247-249
Eunos	40-41	Proton.....	249-250
Ferrari	41	Rambler	251
Fiat	41	Renault	251-253
Ford.....	42-83	Rover	253-255
Hillman.....	83-84	SAAB	256-257
Holden	84-122	Seat.....	258
Holden HDT	122	Ssangyong	258
Holden HSV	123-127	Subaru	259-263
Honda	128-142	Suzuki.....	264-271
Hyundai	142-150	Toyota	272-314
International.....	150-151	Triumph	314-317
Isuzu	151	Universal Applications	317
Jaguar.....	152-153	Vauxhall	317
Jeep	154	Volkswagen.....	318-323
Kia	154-156	Volvo	323-328
Lada	156-157	Yugo.....	328
Lancia.....	157		

IDENTIFICATION GUIDE

IGNITION

Coils	330-339
Coil Resistors	339
Condensers	340-343
Distributor Caps.....	343-357
Modules.....	358-360
Pickup and Triggers	360-361
Points and Contact Sets	362-364
Rotors	365-374

SENSORS, SWITCHES & RELAYS

Air Flow and Air Mass Sensors.....	374-376
Air Temperature Sensors	377-378
Camshaft and Crankshaft Sensors.....	378-390
Coolant Temperature Sensors / Switches	391-396

SENSORS, SWITCHES & RELAYS

Exhaust Oxygen Sensors.....	397-408
Idle Speed Control Valves.....	408-409
Knock Control Sensors	409-410
MAP Sensors	411-412
Throttle Position Sensor / Switches.....	412-414
Brake and Clutch Pedal Switches.....	415-417
Headlight and Dimmer Switches	426
Ignition Switches	427
Neutral Start Switches	427
Oil Pressure Sensors / Switches	418-420
Power Steering Switches.....	427
Radiator Fan Switches	421-426
Reverse Light Switches	428
Starter Relays / Switches	428

APPLICATION GUIDE



Accel Performance Distributors	Part No	Qty	Notes
30 Series			
V8 Points Distributor			
Ignition – Distributor Cap	BD1580	1	
Ignition – Distributor Condenser	UC11E	1	
Ignition – Distributor Points / Contact Set	S7860	1	
Ignition – Distributor Rotor	DR1570	1	
34 Series			
V8 Points Distributor			
Ignition – Distributor Cap	BD2000	1	
Ignition – Distributor Condenser	UC11E	1	
Ignition – Distributor Points / Contact Set	S7550	1	
Ignition – Distributor Rotor	AL104	1	
37 Series			
V8 Points Distributor			
Ignition – Distributor Cap	BD1290	1	
Ignition – Distributor Condenser	UC11E	1	
Ignition – Distributor Points / Contact Set	S7860	1	
Ignition – Distributor Rotor	DR1250	1	
41 and 51 Series			
V8 Electronic Distributor			
Ignition – Distributor Cap	BD2000	1	
Ignition – Distributor Rotor	AL104	1	
43 Series			
V8 Electronic Distributor			
Ignition – Distributor Cap	BD1290	1	
Ignition – Distributor Rotor	DR1250	1	
Alfa Romeo			
33 Incl. Ti: Super			
5/84-1/89 4 Cyl 1.5L 301.82: 305.26 1.7L 305.50 SOHC 8V 2xCarb. FWD			
Ignition – Coil – Standard	CC215	1	
Ignition – Distributor Cap	BH100	1	Bosch Electronic Distributor
Ignition – Distributor Rotor	DR541	1	Bosch Electronic Distributor
Ignition – Module	CM413	1	From 1985
33 IE			
10/88-6/90 4 Cyl 1.7L AR305.58 SOHC 8V EFI FWD			
Ignition – Coil – Standard	CC215	1	
Ignition – Distributor Cap	BH100	1	Bosch Electronic Distributor
Ignition – Distributor Rotor	DR541	1	Bosch Electronic Distributor
Sensor – Coolant Temperature	CCS26	1	
Sensor – Exhaust Oxygen	COS790	1	Direct Fit 3 Wire
Sensor – Exhaust Oxygen – Universal	COS721	1	Universal 3 Wire
Sensor – Temperature Gauge	CTS145	1	
Switch – Oil Pressure Warning Light	CPS21	1	
Switch – Radiator Fan	CFS33	1	
33 Boxer QV			
7/90-12/92 4 Cyl 1.7L AR307 DOHC 16V EFI FWD			
Ignition – Coil – Standard	CC215	1	
Ignition – Distributor Cap	BH100	1	Bosch Electronic Distributor
Ignition – Module	CM413	1	
Sensor – Coolant Temperature	CCS26	1	
Sensor – Exhaust Oxygen	COS790	1	Direct Fit 3 Wire
Sensor – Exhaust Oxygen – Universal	COS721	1	Universal 3 Wire
Sensor – Temperature Gauge	CTS145	1	

APPLICATION GUIDE



Alfa Romeo	Part No	Qty	Notes
33 S P4			
5/91-12/92 4 Cyl 1.7L AR307 DOHC 16V EFi 4WD			
Ignition – Coil – Standard	CC215	1	Bosch Electronic Distributor
Ignition – Distributor Cap	BH100	1	
Ignition – Module	CM413	1	
Sensor – Coolant Temperature	CCS26	1	
Sensor – Temperature Gauge	CTS145	1	
75			
10/86-4/88 V6 Cyl 2.5L AR0191 DOHC MPFi RWD			
Ignition – Coil – Standard	CC215	1	Manual Transmission
Ignition – Distributor Cap	BH140	1	
Ignition – Distributor Rotor	BH177	1	
Ignition – Module	CM413	1	
Sensor – Coolant Temperature	CCS25	1	
Switch – Radiator Fan	CFS35	1	
75 Twin Spark			
1/88-12/92 4 Cyl 2.0L AR062.24 DOHC 8V MPFi RWD			
Ignition – Distributor Cap	BH100	1	Bosch Electronic Distributor
Sensor – Exhaust Oxygen	COS786	1	
Sensor – Exhaust Oxygen – Universal	COS721	1	
Sensor – Temperature Gauge	CTS133	1	
Switch – Radiator Fan	CFS35	1	
75			
1/88-4/90 V6 Cyl 2.5L AR019.11 SOHC 12V MPFi RWD			
Ignition – Coil – Standard	CC215	1	Bosch Electronic Distributor
Ignition – Distributor Cap	BH140	1	
Ignition – Distributor Rotor	BH177	1	
Ignition – Module	CM413	1	
Sensor – Exhaust Oxygen – Universal	COS721	1	
75			
3/88-12/92 V6 Cyl 3.0L AR061.74 SOHC 12V MPFi RWD			
Ignition – Coil – Standard	CC215	1	Bosch Electronic Distributor
Ignition – Distributor Cap	BH140	1	
Ignition – Distributor Rotor	BH177	1	
Ignition – Module	CM413	1	
Sensor – Coolant Temperature	CCS25	1	
Sensor – Exhaust Oxygen	COS786	1	Direct Fit 3 Wire
Sensor – Exhaust Oxygen – Universal	COS721	1	
Switch – Radiator Fan	CFS35	1	Universal 3 Wire
90			
6/85-2/88 V6 Cyl 2.5L AR016.46 & AR019.11 DOHC EFi RWD			
Ignition – Coil – Standard	CC215	1	Bosch Electronic Distributor
Ignition – Distributor Cap	BH140	1	
Ignition – Distributor Rotor	BH177	1	
Ignition – Module	CM413	1	
Sensor – Coolant Temperature	CCS25	1	
Sensor – Exhaust Oxygen	COS786	1	Direct Fit 3 Wire
Sensor – Exhaust Oxygen – Universal	COS721	1	
Switch – Oil Pressure Warning Light	CPS20	1	Universal 3 Wire: Unleaded Fuel
Switch – Radiator Fan	CFS35	1	
147 Selespeed			
9/01-on 4 Cyl 2.0L AR32310 DOHC 16V MPFi FWD			
Sensor – Air Flow / MAF	CAF001	1	

APPLICATION GUIDE



Alfa Romeo	Part No	Qty	Notes
156 Twin Spark & Sportswagon 2/99-12/02 4 Cyl 2.0L AR323.01 DOHC 16V EFI FWD			
Sensor – Air Flow / MAF	CAF001	1	
164 2/89-12/92 V6 Cyl 3.0L AR064.10 & AR643.01 SOHC 12V EFI FWD			
Ignition – Coil – Standard	CC215	1	
Ignition – Distributor Cap	BD580	1	Bosch Electronic Distributor
Ignition – Distributor Rotor	BH225	1	Bosch Electronic Distributor
Sensor – Coolant Temperature	CCS26	1	
Sensor – Exhaust Oxygen	COS786	1	Direct Fit 3 Wire
Sensor – Exhaust Oxygen – Universal	COS721	1	Universal 3 Wire
Alfasud 3/74-12/78 4 Cyl 1.2L AS301.10 OHC 8V Carb. FWD			
Ignition – Coil – Standard	CIC31	1	
Ignition – Coil – Heavy Duty Oil Filled Type	C80	1	
Ignition – Distributor Cap	BH100	1	Bosch Points Distributor: To 1978
Ignition – Distributor Points / Contact Set	S11V	1	Bosch Points Distributor: To 1978
Ignition – Distributor Rotor	BH89	1	Bosch Points Distributor: To 1978
Sensor – Temperature Gauge	CTS133	1	
Switch – Oil Pressure Warning Light	CPS21	1	
Switch – Radiator Fan	CFS34	1	
Alfasud Sprint 7/79-5/85 4 Cyl 1.5L AR301 SOHC Carb. & 2xCarb. FWD			
Ignition – Coil – Standard	CC215	1	
Ignition – Distributor Cap	BH100	1	Bosch Electronic Distributor: From 1982
Ignition – Distributor Rotor	DR541	1	Bosch Electronic Distributor: From 1982
Ignition – Module	CM413	1	
Sensor – Temperature Gauge	CTS133	1	
Switch – Oil Pressure Warning Light	CPS21	1	
Switch – Radiator Fan	CFS34	1	
Alfetta 3/74-12/78 4 Cyl 1.8L AR016 DOHC 2xCarb. RWD			
Ignition – Coil – Standard	CIC31	1	
Ignition – Coil – Heavy Duty Oil Filled Type	C80	1	
Ignition – Distributor Cap	BH72	1	Bosch Points Distributor
Ignition – Distributor Condenser	BC86	1	Bosch Points Distributor
Ignition – Distributor Points / Contact Set	S11V	1	Bosch Points Distributor
Ignition – Distributor Rotor	BH89	1	Bosch Points Distributor
Sensor – Temperature Gauge	CTS133	1	
Switch – Oil Pressure Warning Light	CPS20	1	
Switch – Radiator Fan	CFS35	1	
Alfetta 2000 3/78-11/78 4 Cyl 2.0L AR016.2 DOHC 2xCarb. RWD			
Ignition – Coil – Standard	CIC31	1	Points Ignition
Ignition – Coil – Standard	CC215	1	Electronic Ignition
Ignition – Coil – Heavy Duty Oil Filled Type	C80	1	Points Ignition
Ignition – Distributor Cap	BH100	1	Bosch Electronic Distributor
Ignition – Distributor Points / Contact Set	S156	1	Marelli Points Distributor
Ignition – Distributor Rotor	FR519	1	Marelli Points Distributor
Ignition – Distributor Rotor	BH95	1	Bosch Electronic Distributor: From 1978
Ignition – Module	CM413	1	
Sensor – Temperature Gauge	CTS133	1	
Switch – Oil Pressure Warning Light	CPS20	1	
Switch – Radiator Fan	CFS35	1	

APPLICATION GUIDE



Alfa Romeo	Part No	Qty	Notes
Berlina 1750: 2000 6/68-6/76 4 Cyl 1.8L DOHC Carb: 2.0L DOHC 2xCarb. RWD			
Ignition – Coil – Standard	CIC31	1	Points Ignition
Ignition – Coil – Heavy Duty Oil Filled Type	C80	1	Points Ignition
Ignition – Distributor Cap	BH72	1	Bosch Points Distributor
Ignition – Distributor Cap	BH100	1	Bosch Electronic Distributor: From 1974
Ignition – Distributor Condenser	BC86	1	Bosch Points Distributor
Ignition – Distributor Points / Contact Set	S11V	1	Bosch Points Distributor
Ignition – Distributor Rotor	BH89	1	All
Giulia 1300 Ti 3/68-6/71 4 Cyl 1.3L DOHC Carb. RWD			
Ignition – Coil – Standard	CIC31	1	
Ignition – Coil – Heavy Duty Oil Filled Type	C80	1	
Ignition – Distributor Cap	BH72	1	Bosch Points Distributor
Ignition – Distributor Condenser	BC86	1	Bosch Points Distributor
Ignition – Distributor Points / Contact Set	S11V	1	Bosch Points Distributor
Ignition – Distributor Rotor	BH89	1	Bosch Points Distributor
Giulietta 7/80-3/86 4 Cyl 1.8L AR016.08: 2.0L AR016.55 DOHC 16V 2xCarb. RWD			
Ignition – Coil – Standard	CC215	1	
Ignition – Distributor Cap	BH100	1	Bosch Electronic Distributor
Ignition – Distributor Rotor	DR541	1	Bosch Electronic Distributor
Ignition – Module	CM413	1	
Sensor – Temperature Gauge	CTS133	1	
Switch – Oil Pressure Warning Light	CPS20	1	
Switch – Radiator Fan	CFS35	1	
GT1300 Junior: GT1600 8/68-6/74 4 Cyl 1.3L DOHC 2xCarb: 1.6L DOHC Carb. RWD			
Ignition – Coil – Standard	CIC31	1	
Ignition – Coil – Heavy Duty Oil Filled Type	C80	1	
Ignition – Distributor Points / Contact Set	S156	1	Marelli Points Distributor
GTV 6 3/83-9/86 V6 Cyl 2.5L AR01646 DOHC EFI RWD			
Ignition – Coil – Standard	CC215	1	
Ignition – Distributor Cap	BH140	1	Bosch Electronic Distributor
Ignition – Distributor Rotor	BH177	1	Bosch Electronic Distributor
Ignition – Module	CM413	1	Leaded Fuel: To 1985
Sensor – Coolant Temperature	CCS25	1	
Sensor – Exhaust Oxygen	COS811	1	Direct Fit 4 Wire
Sensor – Exhaust Oxygen – Universal	COS724	1	Universal 4 Wire
Switch – Oil Pressure Warning Light	CPS20	1	
Switch – Radiator Fan	CFS35	1	
Spider 6/98-9/03 4 Cyl 2.0L AR323.10 DOHC 16V MPFI FWD			
Sensor – Air Flow / MAF	CAF002	1	
Sprint 6/85-2/88 4 Cyl 1.5L AR301.46 DOHC 2xCarb. FWD			
Ignition – Coil – Standard	CC215	1	
Ignition – Distributor Cap	BH100	1	Bosch Electronic Distributor
Ignition – Distributor Rotor	DR541	1	Bosch Electronic Distributor

APPLICATION GUIDE



Audi	Part No	Qty	Notes
5+5			
10/81-6/84 5 Cyl 2.2L WE SOHC EFi FWD			
Ignition – Module	CM409	1	
Sensor – Exhaust Oxygen	COS738	1	Direct Fit 1 Wire
Sensor – Exhaust Oxygen – Universal	COS720	1	Universal 1 Wire
Switch – Oil Pressure Warning Light	CPS20	1	
Switch – Radiator Fan	CFS18	1	
5E			
3/78-11/82 5 Cyl 2.2L WE SOHC Fi FWD			
Ignition – Module	CM409	1	
80 CC			
6/86-7/87 4 Cyl 1.8L JN SOHC 8V EFi FWD			
Ignition – Distributor Cap	BH136	1	Bosch Electronic Distributor
Ignition – Module	CM409	1	
Sensor – Coolant Temperature	CCS34	1	
Sensor – Exhaust Oxygen	COS811	1	Direct Fit 4 Wire
Sensor – Exhaust Oxygen – Universal	COS724	1	Universal 4 Wire
Sensor – Temperature Gauge	CTS157	1	
Switch – Oil Pressure Warning Light	CPS40	1	
Switch – Radiator Fan	CFS36	1	
80 (NZ Market)			
1987-89 4 Cyl 1.8L			
Ignition – Coil – Standard	CC211	1	Bosch Electronic Distributor
Ignition – Distributor Cap	BH136	1	Bosch Electronic Distributor
Ignition – Distributor Rotor	DR541	1	Bosch Electronic Distributor
80			
8/88-12/88 4 Cyl 1.8L SD SOHC 8V EFi FWD			
Sensor – Coolant Temperature	CCS34	1	
Switch – Radiator Fan	CFS36	1	
80 Quattro			
10/88-6/89 4 Cyl 1.8L SD OHC EFi 4WD			
Sensor – Coolant Temperature	CCS34	1	
Sensor – Exhaust Oxygen	COS786	1	Direct Fit 3 Wire
Sensor – Exhaust Oxygen – Universal	COS721	1	Universal 3 Wire
Switch – Radiator Fan	CFS36	1	
80 B3 RWD			
1/89-3/89 4 Cyl 2.0L 3A SOHC 8V EFi RWD			
Ignition – Coil and Igniter	CC374	1	
Ignition – Module	CM409	1	
80 B3 FWD			
4/89-7/92 4 Cyl 2.0L AAD SOHC 8V EFi FWD			
Ignition – Coil and Igniter	CC374	1	
Ignition – Module	CM409	1	
Sensor – Exhaust Oxygen	COS811	1	Direct Fit 4 Wire
Sensor – Exhaust Oxygen – Universal	COS724	1	Universal 4 Wire
80 B4 2.0E			
8/92-8/95 4 Cyl 2.0L ABK SOHC 8V EFi FWD			
Ignition – Coil and Igniter	CC376	1	
Ignition – Distributor Cap	JP987	1	
Ignition – Distributor Rotor	DR127	1	
Ignition – Module	CM409	1	
Sensor – Temperature Gauge	CTS157	1	
Switch – Radiator Fan	CFS36	1	2 Terminal
Switch – Radiator Fan	CFS19	1	3 Terminal

APPLICATION GUIDE



Audi	Part No	Qty	Notes
80 B4 2.3E 8/92-9/93 5 Cyl 2.3L NG SOHC 10V EFI FWD			
Ignition – Coil and Igniter	CC374	1	
Sensor – Exhaust Oxygen	COS811	1	Direct Fit 4 Wire
Sensor – Exhaust Oxygen – Universal	COS724	1	Universal 4 Wire
Switch – Radiator Fan	CFS36	1	2 Terminal
Switch – Radiator Fan	CFS19	1	3 Terminal
80 B4 2.8E 8/92-3/94 V6 Cyl 2.8L AAH SOHC 12V EFI FWD			
Switch – Radiator Fan	CFS36	1	2 Terminal
Switch – Radiator Fan	CFS19	1	3 Terminal
80 B4 2.6E 10/93-8/95 V6 Cyl 2.6L ABC SOHC 12V EFI FWD			
Sensor – Exhaust Oxygen	COS789	1	Direct Fit 3 Wire
Sensor – Exhaust Oxygen – Universal	COS721	1	Universal 3 Wire
Switch – Radiator Fan	CFS36	1	2 Terminal
Switch – Radiator Fan	CFS19	1	3 Terminal
90 Sport: Quattro 5/89-7/92 5 Cyl 2.3L: NG SOHC 10V EFI FWD: 7A DOHC 20V EFI 4WD			
Ignition – Coil and Igniter	CC375	1	
Ignition – Distributor Rotor	DR541	1	
Ignition – Pickup / Trigger	CIT141	1	
Sensor – Coolant Temperature	CCS32	1	
Sensor – Exhaust Oxygen	COS786	1	Direct Fit 3 Wire
Sensor – Exhaust Oxygen – Universal	COS721	1	Universal 3 Wire
Switch – Radiator Fan	CFS36	1	2 Terminal
Switch – Radiator Fan	CFS19	1	3 Terminal
100 CD 12/83-2/85 5 Cyl 2.1L KF SOHC 10V EFI FWD			
Ignition – Module	CM409	1	
Switch – Radiator Fan	CFS36	1	2 Terminal
Switch – Radiator Fan	CFS19	1	3 Terminal
100 CD 3/85-12/87 5 Cyl 2.2L HX SOHC 10V EFI FWD			
Ignition – Distributor Rotor	DR541	1	Bosch Electronic Distributor
Ignition – Module	CM409	1	
100 CD 1/88-2/90 5 Cyl 2.3L NF SOHC 10V EFI FWD			
Ignition – Module	CM409	1	
Sensor – Coolant Temperature	CCS38	1	
Sensor – Exhaust Oxygen	COS793	1	Direct Fit 3 Wire
Sensor – Exhaust Oxygen – Universal	COS721	1	Universal 3 Wire
Sensor – Temperature Gauge	CTS116	1	
Switch – Oil Pressure Warning Light	CPS20	1	
Switch – Radiator Fan	CFS36	1	2 Terminal
Switch – Radiator Fan	CFS19	1	3 Terminal
100 4/89-3/91 5 Cyl 2.3L AAR SOHC 10V EFI FWD			
Ignition – Coil and Igniter	CC374	1	
Sensor – Coolant Temperature	CCS38	1	
Sensor – Exhaust Oxygen	COS793	1	Direct Fit 3 Wire
Sensor – Exhaust Oxygen – Universal	COS721	1	Universal 3 Wire
Switch – Radiator Fan	CFS36	1	2 Terminal
Switch – Radiator Fan	CFS19	1	3 Terminal



RETURN TO
CONTENTS

ENGINE MANAGEMENT PARTS

APPLICATION GUIDE



Audi	Part No	Qty	Notes
100 C4 Incl. Quattro 7/93-11/94 V6 Cyl 2.8L AAH SOHC 12V EFi FWD & 4WD			
Sensor – Coolant Temperature	CCS34	1	
Sensor – Exhaust Oxygen	COS789	1	Direct Fit 3 Wire
Sensor – Exhaust Oxygen – Universal	COS721	1	Universal 3 Wire
Switch – Radiator Fan	CFS19	1	
100 C4 2.6 10/93-11/94 V6 Cyl 2.6L ABC SOHC 12V EFi FWD			
Sensor – Coolant Temperature	CCS34	1	
Switch – Radiator Fan	CFS19	1	
200T Turbo 5/82-6/84 5 Cyl 2.1L KG SOHC 10V MPFi FWD			
Ignition – Module	CM409	1	
Sensor – Exhaust Oxygen – Universal	COS720	1	Universal 1 Wire
200 Turbo 10/86-12/90 5 Cyl 2.2L MC SOHC 10V EFi FWD			
Ignition – Coil and Igniter	CC374	1	
Sensor – Exhaust Oxygen	COS786	1	Direct Fit 3 Wire
Sensor – Exhaust Oxygen – Universal	COS721	1	Universal 3 Wire
Switch – Radiator Fan	CFS19	1	
A3 8L 1.6 5/97-7/04 4 Cyl 1.6L AEH SOHC 8V MPFi FWD			
Ignition – Coil and Igniter	CC377	1	
Sensor – Air Flow / MAF	CAF027	1	To Vin 8LV200000
Sensor – Air Flow / MAF	CAF019	1	From Vin 8LW000001
Sensor – Knock Control	CKS116	1	To Vin 8LX180000
Sensor – Temperature Gauge	CCS53	1	4 Pin green (dual): From Vin 8LX035001
A3 8L 1.8 5/97-7/04 4 Cyl 1.8L AGN DOHC 20V MPFi FWD			
Ignition – Coil and Igniter	CC377	1	
Sensor – Air Flow / MAF	CAF012	1	2 Bolt Mount: 5 Terminal Connector
Sensor – Air Flow / MAF	CAF027	1	4 Bolt Mount: 3 Terminal Connector
Sensor – Air Temperature – Inlet	CAT024	1	
A4 B5 1.8 8/95-6/01 4 Cyl 1.8L ADR DOHC 20V MPFi FWD			
Sensor – Air Flow / MAF	CAF027	1	To Vin 8DX199999
Sensor – Air Flow / MAF	CAF006	1	From Vin 8DX200001
Sensor – Air Temperature – Inlet	CAT024	1	
Sensor – Exhaust Oxygen – Universal	COS724	1	Universal 4 Wire
Sensor – Knock Control	CKS109	1	Green
Sensor – Temperature Gauge	CCS54	1	4 Pin (dual): To Vin 8DX500000
Sensor – Temperature Gauge	CCS53	1	4 Pin green (dual): From Vin 8DY000001
A4 B5 2.6 8/95-3/98 V6 Cyl 2.6L ABC SOHC 12V MPFi FWD			
Sensor – Exhaust Oxygen	COS788	2	Direct Fit 3 Wire
Sensor – Exhaust Oxygen – Universal	COS721	2	Universal 3 Wire
A4 B5 1.8 Quattro 1/96-10/96 4 Cyl 1.8L ADR DOHC 20V MPFi AWD			
Sensor – Air Flow / MAF	CAF027	1	To Vin 8DX199999
Sensor – Air Flow / MAF	CAF006	1	From Vin 8DX200001
Sensor – Air Temperature – Inlet	CAT024	1	

APPLICATION GUIDE



Audi	Part No	Qty	Notes
A4 B5 1.8 Turbo 6/96-5/99 4 Cyl 1.8L AEB DOHC 20V MPFi FWD			
Sensor – Air Flow / MAF	CAF020	1	
A4 B5 1.8 1/97-5/99 4 Cyl 1.8L ADR DOHC 20V MPFi FWD			
Sensor – Air Temperature – Inlet	CAT024	1	
A8 Quattro 5/95-11/00 V8 Cyl 4.2L ABZ DOHC 32V MPFi 4WD			
Sensor – Coolant Temperature	CCS32	1	
Fox 1973-79 4 Cyl 1.5L ZC OHC: 1.6L FS DOHC 16V: Carb. FWD			
Ignition – Coil – Standard	CIC31	1	
Ignition – Coil – Heavy Duty Oil Filled Type	C80	1	
Ignition – Distributor Cap	BH100	1	
Ignition – Distributor Points / Contact Set	S11V	1	
Ignition – Distributor Rotor	BH95	1	
Sensor – Temperature Gauge	CTS116	1	
Switch – Radiator Fan	CFS18	1	
Quattro 11/90-5/92 V8 Cyl 3.6L PTK DOHC 32V EFi 4WD			
Sensor – Coolant Temperature	CCS32	1	
Sensor – Exhaust Oxygen	COS786	1	Direct Fit 2 Wire
Sensor – Exhaust Oxygen – Universal	COS721	1	Universal 2 Wire
S4 Turbo 7/93-2/95 5 Cyl 2.2L AAN DOHC 20V EFi 4WD			
Sensor – Exhaust Oxygen	COS786	1	Direct Fit 3 Wire
Sensor – Exhaust Oxygen – Universal	COS721	1	Universal 3 Wire
Austin			
1800 1965-70 4 Cyl 1.8L B Carb. FWD			
Ignition – Coil – Standard	CIC31	1	
Ignition – Coil – Heavy Duty Oil Filled Type	C80	1	
Ignition – Distributor Cap	BD268	1	Lucas Points Distributor: To 1967
Ignition – Distributor Cap	BD278	1	Lucas Points Distributor: From 1967
Ignition – Distributor Condenser	LC103	1	Lucas Points Distributor
Ignition – Distributor Points / Contact Set	L19V	1	Lucas Points Distributor
Ignition – Distributor Rotor	BD229	1	Lucas Points Distributor: To 1967
Ignition – Distributor Rotor	BD256	1	Lucas Points Distributor: From 1967
Sensor – Temperature Gauge	CTS128	1	
Switch – Oil Pressure Warning Light	CPS35	1	
Freeway 1962-65 6 Cyl 2.4L Carb. RWD			
Ignition – Coil – Standard	CIC31	1	
Ignition – Coil – Heavy Duty Oil Filled Type	C80	1	
Ignition – Distributor Condenser	LC103	1	Lucas Points Distributor
Ignition – Distributor Points / Contact Set	L19V	1	Lucas Points Distributor
Ignition – Distributor Rotor	BD250	1	Lucas Points Distributor

APPLICATION GUIDE



Austin	Part No	Qty	Notes
Healey 3000 A110 Mk.III 1963-68 6 Cyl 2.9L Carb. RWD			
Ignition – Coil – Standard	C1C31	1	
Ignition – Coil – Heavy Duty Oil Filled Type	C80	1	
Ignition – Distributor Condenser	LC103	1	Lucas Points Distributor: From 1964
Ignition – Distributor Points / Contact Set	L19V	1	Lucas Points Distributor: From 1964
Ignition – Distributor Rotor	BD250	1	Lucas Points Distributor: From 1964
Healey Sprite Mk.I: Mk.II: Mk.IIA: Mk.III 1956-67 4 Cyl 947cc A: 1.1L A: Carb. RWD			
Ignition – Coil – Standard	C1C31	1	
Ignition – Coil – Heavy Duty Oil Filled Type	C80	1	
Ignition – Distributor Cap	BD268	1	Lucas Points Distributor
Ignition – Distributor Condenser	LC103	1	Lucas Points Distributor
Ignition – Distributor Points / Contact Set	L19V	1	Lucas Points Distributor
Ignition – Distributor Rotor	BD229	1	Lucas Points Distributor
Switch – Oil Pressure Warning Light	CPS35	1	
Kimberley: Tasman 1970-73 6 Cyl 2.2L X6 SOHC Carb. FWD			
Ignition – Coil – Standard	C1C31	1	
Ignition – Coil – Heavy Duty Oil Filled Type	C80	1	
Ignition – Distributor Condenser	LC103	1	Lucas Points Distributor
Ignition – Distributor Points / Contact Set	L19V	1	Lucas Points Distributor
Ignition – Distributor Rotor	BD256	1	Lucas Points Distributor
Sensor – Temperature Gauge	CTS128	1	
Switch – Oil Pressure Warning Light	CPS35	1	
Bedford			
CF 1970-73 4 Cyl 2.0L Carb. RWD			
Ignition – Coil – Standard	C1C32R	1	
Ignition – Coil – Heavy Duty Oil Filled Type	C80R	1	
Ignition – Coil – Heavy Duty Epoxy Type	CC254	1	
Ignition – Distributor Condenser	UC11E	1	Delco Points Distributor
Ignition – Distributor Points / Contact Set	S50	1	Denso Points Distributor
Switch – Oil Pressure Warning Light	CPS34	1	
CF 1973-81 6 Cyl 2.8L: 3.0L Holden OHV 12V Carb. RWD			
Ignition – Coil – Standard	C1C32R	1	
Ignition – Coil – Heavy Duty Oil Filled Type	C80R	1	
Ignition – Coil – Heavy Duty Epoxy Type	CC254	1	
Ignition – Distributor Cap	BH82	1	Bosch Points Distributor
Ignition – Distributor Condenser	BC70	1	Bosch Points Distributor
Ignition – Distributor Points / Contact Set	S11V	1	Bosch Points Distributor
Ignition – Distributor Rotor	DR463	1	Bosch Points Distributor
Sensor – Temperature Gauge	CTS123	1	
Switch – Oil Pressure Warning Light	CPS30	1	

APPLICATION GUIDE



BMW	Part No	Qty	Notes
3.0: 3.0Si: 3.0CSi: 3.3L E3 11/71-6/78 6 Cyl 3.0L: 3.3L OHC 2xCarb. RWD			
Ignition – Coil – Standard	C1C31	1	
Ignition – Coil – Heavy Duty Oil Filled Type	C80	1	
Ignition – Distributor Cap	BH74	1	Bosch Points Distributor
Ignition – Distributor Condenser	BC86	1	Bosch Points Distributor
Ignition – Distributor Points / Contact Set	S4V	1	3.0, 3.0Si, 3.0CSi: Bosch Points Distributor
Ignition – Distributor Points / Contact Set	S11V	1	3.3L: Bosch Points Distributor
Ignition – Distributor Rotor	DR460	1	Bosch Points Distributor
316i E36 3/95-4/99 4 Cyl 1.6L M43B16 SOHC 8V EFI RWD			
Ignition – Coil – Standard	CC368	1	
Sensor – Camshaft	CSCA185	1	To 9/1995
Sensor – Camshaft	CSCA193	1	From 9/1995
Sensor – Crankshaft	CSCA186	1	To 9/1995
Sensor – Crankshaft	CSCA169	1	From 9/1995
Sensor – Exhaust Oxygen	COS811	1	Direct Fit 4 Wire: To 9/1995
Sensor – Exhaust Oxygen	COS863	1	Direct Fit 4 Wire: From 1/1996
Sensor – Exhaust Oxygen – Universal	COS724	1	Universal 4 Wire
Sensor – Temperature Gauge	CTS153	1	
Switch – Oil Pressure Warning Light	CPS49	1	
Switch – Radiator Fan	CFS76	1	
316Ti E46 10/01-7/05 4 Cyl 1.8L N42B18 DOHC 16V ESPFI RWD			
Sensor – Camshaft	CSCA122	1	
Sensor – Crankshaft	CSCA142	1	
Sensor – Exhaust Oxygen	COS933	1	Direct Fit 1 Wire: Front Pipe Front
Sensor – Exhaust Oxygen	COS891	1	Direct Fit 1 Wire: Front Pipe Rear
Sensor – Exhaust Oxygen	COS933	1	Direct Fit 1 Wire: Rear Pipe Front
Sensor – Exhaust Oxygen	COS891	1	Direct Fit 1 Wire: Rear Pipe Rear
Sensor – Exhaust Oxygen – Universal	COS720	4	Universal 1 Wire: All
Switch – Oil Pressure Warning Light	CPS49	1	
318i E21: E30 3/80-10/87 4 Cyl 1.8L M10 SOHC 8V EFI RWD			
Ignition – Distributor Cap	BH136	1	Bosch Electronic Distributor: E21 & E30
Ignition – Distributor Rotor	DR460	1	Bosch Electronic Distributor: E21 & E30
Ignition – Module	CM413	1	E21 & E30
Sensor – Coolant Temperature	CCS25	1	E30
Sensor – Exhaust Oxygen	COS812	1	Direct Fit 4 Wire: E30
Sensor – Exhaust Oxygen – Universal	COS724	1	Universal 4 Wire: E30
Sensor – Temperature Gauge	CTS140	1	E30
Switch – Oil Pressure Warning Light	CPS42	1	E30
Switch – Radiator Fan	CFS76	1	E30
318i B709 (NZ Market) 1984-91 4 Cyl 1.8L E30			
Ignition – Distributor Cap	BH136	1	Bosch Electronic Distributor
Ignition – Distributor Rotor	BH225	1	Bosch Electronic Distributor
318i E30 11/88-3/91 4 Cyl 1.8L M40B18 SOHC 8V EFI RWD			
Ignition – Distributor Cap	BH232	1	
Ignition – Distributor Rotor	BH225	1	
Sensor – Coolant Temperature	CCS26	1	
Sensor – Exhaust Oxygen – Universal	COS724	1	Universal 4 Wire
Sensor – Temperature Gauge	CTS140	1	
Switch – Oil Pressure Warning Light	CPS49	1	
Switch – Radiator Fan	CFS76	1	

APPLICATION GUIDE



BMW	Part No	Qty	Notes
318is E30 7/90-3/91 4 Cyl 1.8L M42B18 DOHC 16V EFI RWD			
Sensor – Crankshaft	CSCA187	1	
Sensor – Exhaust Oxygen	COS812	1	Direct Fit 4 Wire
Sensor – Exhaust Oxygen – Universal	COS724	1	Universal 4 Wire
Switch – Oil Pressure Warning Light	CPS49	1	
318i E36 4/91-8/98 4 Cyl 1.8L M40B18 SOHC 8V EFI RWD			
Ignition – Distributor Cap	BH232	1	
Ignition – Distributor Rotor	BH225	1	
Sensor – Coolant Temperature	CCS26	1	
Sensor – Crankshaft	CSCA180	1	
Sensor – Exhaust Oxygen	COS877	1	Direct Fit 4 Wire
Sensor – Exhaust Oxygen – Universal	COS724	1	Universal 4 Wire
Switch – Oil Pressure Warning Light	CPS49	1	
Switch – Radiator Fan	CFS76	1	With Air Conditioning
318is E36 4/92-5/96 4 Cyl 1.8L M42B18 DOHC 16V EFI RWD			
Sensor – Exhaust Oxygen	COS829	1	Direct Fit 4 Wire
Sensor – Exhaust Oxygen	COS913	1	Direct Fit 4 Wire
Sensor – Exhaust Oxygen – Universal	COS724	1	Universal 4 Wire: All Locations
318Ti E36 4/96-5/01 4 Cyl 1.9L M44B19 DOHC 16V MPFI RWD			
Ignition – Coil – Standard	CC368	1	
318i E46 9/98-12/01 4 Cyl 1.9L M43B19 SOHC 8V MPFI RWD			
Sensor – Air Flow / MAF	CAF009	1	
Sensor – Camshaft	CSCA122	1	
Sensor – Crankshaft	CSCA140	1	
Sensor – Exhaust Oxygen	COS865	2	Direct Fit 4 Wire: Front of Catalyst
Sensor – Exhaust Oxygen	COS891	1	Direct Fit 1 Wire: Rear of Catalyst
Sensor – Exhaust Oxygen – Universal	COS724	2	Universal 4 Wire: Front of Catalyst
Sensor – Exhaust Oxygen – Universal	COS720	1	Universal 1 Wire: Rear of Catalyst
318i E46 10/01-4/05 4 Cyl 2.0L N42B20 DOHC 16V MPFI RWD			
Sensor – Exhaust Oxygen	COS891	1	Direct Fit 1 Wire
Sensor – Exhaust Oxygen	COS934	1	Direct Fit 1 Wire: Front Pipe Catalyst
Sensor – Exhaust Oxygen	COS933	1	Direct Fit 1 Wire: After Catalyst
Sensor – Exhaust Oxygen – Universal	COS720	1	Universal 1 Wire: All Locations
318Ti E46 10/01-7/05 4 Cyl 2.0L N42B20 DOHC 16V MPFI RWD			
Sensor – Camshaft	CSCA122	1	
Sensor – Crankshaft	CSCA142	1	
320: 320i E21 3/76-2/80 4 Cyl 2.0L M10B20 SOHC Carb. RWD			
Ignition – Coil – Standard	CIC31	1	
Ignition – Coil – Heavy Duty Oil Filled Type	C80	1	
Ignition – Distributor Cap	BH100	1	Bosch Points Distributor
Ignition – Distributor Condenser	BC446	1	Bosch Points Distributor
Ignition – Distributor Points / Contact Set	S12	1	Bosch Points Distributor: To 6/1976
Ignition – Distributor Points / Contact Set	S11V	1	Bosch Points Distributor: From 7/1976
Ignition – Distributor Rotor	DR460	1	Bosch Points Distributor

APPLICATION GUIDE



BMW	Part No	Qty	Notes
320i E30 2/88-3/90 6 Cyl 2.0L M20B20 SOHC 12V EFI RWD			
Sensor – Coolant Temperature	CCS26	1	
Sensor – Exhaust Oxygen	COS811	1	Direct Fit 4 Wire
Sensor – Exhaust Oxygen – Universal	COS724	1	Universal 4 Wire
Sensor – Temperature Gauge	CTS140	1	
Switch – Oil Pressure Warning Light	CPS44	1	
Switch – Radiator Fan	CFS40	1	On at 95°C Off at 90°C
Switch – Radiator Fan	CFS39	1	On at 102°C Off 97°C
320i E36 4/91-12/95 6 Cyl 2.0L M50B20 DOHC 24V EFI RWD			
Ignition – Coil – Standard	CC363	1	
Sensor – Exhaust Oxygen	COS889	1	Direct Fit 4 Wire
Sensor – Exhaust Oxygen – Universal	COS724	1	Universal 4 Wire
Sensor – Temperature Gauge	CTS140	1	
Switch – Oil Pressure Warning Light	CPS44	1	
Switch – Radiator Fan	CFS40	1	On at 95°C Off at 90°C
Switch – Radiator Fan	CFS39	1	On at 102°C Off 97°C
320i E46 10/00-4/05 6 Cyl 2.2L M54B22 DOHC 24V MPFi RWD			
Ignition – Coil – Standard	CC370	1	To 9/2002
Sensor – Air Flow / MAF	CAF016	1	
Sensor – Camshaft	CSCA119	1	LH Side
Sensor – Camshaft	CSCA122	1	RH Side
Sensor – Crankshaft	CSCA140	1	
Sensor – Exhaust Oxygen	COS877	1	Direct Fit 4 Wire: Front Manifold
Sensor – Exhaust Oxygen	COS934	1	Direct Fit 1 Wire: Rear Manifold
Sensor – Exhaust Oxygen	COS912	1	Direct Fit 1 Wire: Catalyst
Sensor – Exhaust Oxygen – Universal	COS724	1	Universal 4 Wire: Front Manifold
Sensor – Exhaust Oxygen – Universal	COS720	1	Universal 1 Wire: Rear Manifold and Catalyst
323i E21: E30 6/79-12/85 6 Cyl 2.3L M20B23 SOHC 8V KJET RWD			
Ignition – Distributor Cap	BH138	1	Bosch Electronic Distributor
Ignition – Distributor Rotor	BH129	1	Bosch Electronic Distributor
Ignition – Module	CM413	1	To 9/1984
323i E36 1/96-8/98 6 Cyl 2.5L M52B25 DOHC 24V SEPFI RWD			
Sensor – Camshaft	CSCA120	1	
Sensor – Crankshaft	CSCA139	1	
323i E46 9/98-10/00 6 Cyl 2.5L M52B25 DOHC 24V MPFi RWD			
Ignition – Coil – Standard	CC370	6	
Sensor – Air Flow / MAF	CAF016	1	From 9/1998
325e: 325i E30 1/86-3/91 6 Cyl 2.5L M20B25 & 2.7L M20B27 SOHC 12V LJET RWD			
Ignition – Distributor Cap	BD580	1	Bosch Electronic Distributor
Ignition – Distributor Rotor	BH225	1	Bosch Electronic Distributor
Sensor – Coolant Temperature	CCS26	1	
Sensor – Exhaust Oxygen	COS829	1	Direct Fit 4 Wire: 325e
Sensor – Exhaust Oxygen	COS811	1	Direct Fit 4 Wire: 325i
Sensor – Exhaust Oxygen – Universal	COS724	1	Universal 4 Wire
Sensor – Temperature Gauge	CTS137	1	
Switch – Oil Pressure Warning Light	CPS44	1	325e
Switch – Oil Pressure Warning Light	CPS49	1	325i
Switch – Radiator Fan	CFS40	1	On at 95°C Off at 90°C
Switch – Radiator Fan	CFS39	1	On at 102°C Off 97°C

APPLICATION GUIDE



BMW	Part No	Qty	Notes
325is E30 9/88-3/90 6 Cyl 2.5L M20B25 SOHC 12V MPFI RWD			
Sensor – Exhaust Oxygen	COS811	1	Direct Fit 4 Wire
Sensor – Exhaust Oxygen – Universal	COS724	1	Universal 4 Wire
325i E36 4/91-5/95 6 Cyl 2.5L M50B25 DOHC 24V LJET RWD			
Sensor – Exhaust Oxygen	COS889	1	Direct Fit 4 Wire
Sensor – Exhaust Oxygen	COS811	1	Direct Fit 4 Wire
Sensor – Exhaust Oxygen – Universal	COS724	1	Universal 4 Wire
Sensor – Temperature Gauge	CTS140	1	
Switch – Oil Pressure Warning Light	CPS49	1	
Switch – Radiator Fan	CFS40	1	On at 95°C Off at 90°C
Switch – Radiator Fan	CFS39	1	On at 102°C Off at 97°C
325i E46 10/00-4/05 6 Cyl 2.5L M54B25 DOHC 24V MPFI RWD			
Sensor – Air Flow / MAF	CAF016	1	
Sensor – Camshaft	CSCA119	1	LH Side: Inlet
Sensor – Camshaft	CSCA122	1	RH Side: Exhaust
Sensor – Crankshaft	CSCA140	1	
Sensor – Exhaust Oxygen	COS866	1	Direct Fit 4 Wire: Front Manifold
Sensor – Exhaust Oxygen	COS934	1	Direct Fit 1 Wire: Rear Manifold
Sensor – Exhaust Oxygen	COS912	1	Direct Fit 1 Wire: Catalyst
Sensor – Exhaust Oxygen – Universal	COS724	1	Universal 4 Wire: Front Manifold
Sensor – Exhaust Oxygen – Universal	COS720	1	Universal 1 Wire: Rear Manifold and Catalyst
325Ci E46 10/00-2/07 6 Cyl 2.5L M54B25 DOHC 24V ESPFI RWD			
Sensor – Air Flow / MAF	CAF016	1	
Sensor – Camshaft	CSCA119	1	LH Side: Inlet
Sensor – Camshaft	CSCA122	1	RH Side: Exhaust
Sensor – Crankshaft	CSCA140	1	
Sensor – Exhaust Oxygen	COS912	1	Direct Fit 1 Wire: Manifold Front
Sensor – Exhaust Oxygen	COS934	1	Direct Fit 1 Wire: Manifold Rear
Sensor – Exhaust Oxygen	COS912	1	Direct Fit 1 Wire: Catalyst
Sensor – Exhaust Oxygen – Universal	COS720	1	Universal 1 Wire: All Locations
325ti E46 3/02-7/05 6 Cyl 2.5L M54B25 DOHC 24V EPFI RWD			
Sensor – Air Flow / MAF	CAF016	1	
Sensor – Camshaft	CSCA119	1	LH Side: Inlet
Sensor – Camshaft	CSCA122	1	RH Side: Exhaust
Sensor – Crankshaft	CSCA140	1	
Sensor – Exhaust Oxygen	COS866	1	Direct Fit 4 Wire: Front Manifold
Sensor – Exhaust Oxygen	COS934	1	Direct Fit 1 Wire: Rear Manifold
Sensor – Exhaust Oxygen – Universal	COS724	1	Universal 4 Wire: Front Manifold
Sensor – Exhaust Oxygen – Universal	COS720	1	Universal 1 Wire: Rear Manifold
328i E36 6/95-8/00 6 Cyl 2.8L M52B28 DOHC 24V EFI RWD			
Sensor – Camshaft	CSCA120	1	
Sensor – Crankshaft	CSCA139	1	To 9/1998
Sensor – Crankshaft	CSCA140	1	From 9/1998

APPLICATION GUIDE



BMW	Part No	Qty	Notes
328Ci E46 6/99-9/00 6 Cyl 2.8L M52B28 DOHC 24V MPFi RWD			
Sensor – Air Flow / MAF	CAF016	1	
Sensor – Camshaft	CSCA119	1	LH Side: Inlet
Sensor – Camshaft	CSCA122	1	RH Side: Exhaust
Sensor – Crankshaft	CSCA140	1	
Sensor – Exhaust Oxygen	COS865	2	Direct Fit 4 Wire: Rear Manifold
Sensor – Exhaust Oxygen	COS866	1	Direct Fit 4 Wire: Catalyst
Sensor – Exhaust Oxygen – Universal	COS724	2	Universal 4 Wire: Rear Manifold and Catalyst
330i E46 9/00-4/05 6 Cyl 3.0L M54B30 DOHC 24V ESPFi RWD			
Sensor – Air Flow / MAF	CAF028	1	
Sensor – Camshaft	CSCA119	1	LH Side: Inlet
Sensor – Camshaft	CSCA122	1	RH Side: Exhaust
Sensor – Crankshaft	CSCA140	1	
Sensor – Exhaust Oxygen	COS934	2	Direct Fit 1 Wire: Front Manifold
Sensor – Exhaust Oxygen	COS865	2	Direct Fit 4 Wire: Rear Manifold
Sensor – Exhaust Oxygen	COS912	2	Direct Fit 1 Wire: Rear Manifold and Catalyst
Sensor – Exhaust Oxygen	COS934	1	Direct Fit 1 Wire: Rear of Catalyst
Sensor – Exhaust Oxygen – Universal	COS720	1	Universal 1 Wire: Front and Rear Manifold: Catalyst and Rear of Catalyst
Sensor – Exhaust Oxygen – Universal	COS724	2	Universal 4 Wire: Rear Manifold
330Ci E46 9/00-2/07 6 Cyl 3.0L M54B30 DOHC 24V MPFi RWD			
Sensor – Air Flow / MAF	CAF028	1	
Sensor – Camshaft	CSCA119	1	LH Side: Inlet
Sensor – Camshaft	CSCA122	1	RH Side: Exhaust
Sensor – Crankshaft	CSCA140	1	
Sensor – Exhaust Oxygen	COS934	1	Direct Fit 1 Wire: Front Manifold
Sensor – Exhaust Oxygen	COS912	1	Direct Fit 1 Wire: Rear Manifold
Sensor – Exhaust Oxygen	COS865	2	Direct Fit 4 Wire: Rear Manifold
Sensor – Exhaust Oxygen	COS934	1	Direct Fit 1 Wire: Rear of Catalyst
Sensor – Exhaust Oxygen – Universal	COS720	3	Universal 1 Wire: Front and Rear Manifold: Rear of Catalyst
Sensor – Exhaust Oxygen – Universal	COS724	2	Universal 4 Wire: Rear Manifold
520: 520i E12 5/73-12/78 4 Cyl 2.0L M10 SOHC 2xCarb. & EFi RWD			
Ignition – Coil – Standard	CIC31	1	
Ignition – Coil – Heavy Duty Oil Filled Type	C80	1	
Ignition – Distributor Cap	BH72	1	Bosch Points Distributor: To 1975
Ignition – Distributor Cap	BH100	1	Bosch Points Distributor: From 1975
Ignition – Distributor Condenser	BC74	1	Bosch Points Distributor: To 1975
Ignition – Distributor Condenser	BC446	1	Bosch Points Distributor: From 1975
Ignition – Distributor Points / Contact Set	S15V	1	Bosch Points Distributor: To 1975
Ignition – Distributor Rotor	DR460	1	Bosch Points Distributor
520i E28 3/83-12/85 6 Cyl 2.0L M20B20 SOHC 12V L Jetronic RWD			
Ignition – Distributor Cap	BH138	1	Bosch Electronic Distributor
Ignition – Distributor Rotor	BH129	1	Bosch Electronic Distributor
Ignition – Module	CM413	1	
Sensor – Coolant Temperature	CCS25	1	
Sensor – Temperature Gauge	CTS140	1	
Switch – Oil Pressure Warning Light	CPS49	1	
Switch – Radiator Fan	CFS40	1	On at 95°C Off at 90°C
Switch – Radiator Fan	CFS39	1	On at 102°C Off 97°C

APPLICATION GUIDE



BMW	Part No	Qty	Notes
520i E34 11/90-3/96 6 Cyl 2.0L M50B20 DOHC 24V MPFi RWD			
Ignition – Module	CM413	1	
Sensor – Camshaft	CSCA183	1	To 9/1992
Sensor – Camshaft	CSCA120	1	From 9/1992
Sensor – Crankshaft	CSCA188	1	To 9/1992
Sensor – Exhaust Oxygen	COS809	1	Direct Fit 4 Wire
Sensor – Exhaust Oxygen	COS889	1	Direct Fit 4 Wire: Before muffler
Sensor – Exhaust Oxygen – Universal	COS724	1	Universal 4 Wire: Before muffler
Sensor – Temperature Gauge	CTS140	1	
Switch – Oil Pressure Warning Light	CPS49	1	
Switch – Radiator Fan	CFS40	1	On at 95°C Off at 90°C
Switch – Radiator Fan	CFS39	1	On at 102°C Off 97°C
523i E39 4/96-11/00 6 Cyl 2.5L M52B25 DOHC 24V MPFi RWD			
Sensor – Camshaft	CSCA120	1	To 9/1998
Sensor – Camshaft	CSCA119	1	LH Side: From 9/1998
Sensor – Camshaft	CSCA122	1	RH Side: From 9/1998
Sensor – Crankshaft	CSCA139	1	To 9/1998
Sensor – Crankshaft	CSCA140	1	From 9/1998
Sensor – Exhaust Oxygen	COS776	1	Direct Fit 1 Wire: Manifold Rear
Sensor – Exhaust Oxygen – Universal	COS720	1	Universal 1 Wire: Rear Manifold
525 E12 3/74-8/75 6 Cyl 2.5L OHC 2xCarb. RWD			
Ignition – Coil – Standard	CIC32R	1	
Ignition – Coil – Heavy Duty Oil Filled Type	C80R	1	
Ignition – Coil – Heavy Duty Epoxy Type	CC254	1	
Ignition – Distributor Cap	BH74	1	Bosch Points Distributor
Ignition – Distributor Condenser	BC86	1	Bosch Points Distributor
Ignition – Distributor Points / Contact Set	S11V	1	Bosch Points Distributor
Ignition – Distributor Rotor	DR460	1	Bosch Points Distributor
525e E28 1/86-8/88 6 Cyl 2.7L M20B27 SOHC 12V EFi RWD			
Ignition – Distributor Cap	BD580	1	Bosch Electronic Distributor
Ignition – Distributor Rotor	BH225	1	Bosch Electronic Distributor
Ignition – Module	CM413	1	
Sensor – Exhaust Oxygen	COS829	1	Direct Fit 4 Wire
Sensor – Exhaust Oxygen – Universal	COS724	1	Universal 4 Wire
Sensor – Temperature Gauge	CTS140	1	
Switch – Oil Pressure Warning Light	CPS44	1	
Switch – Radiator Fan	CFS40	1	On at 95°C Off at 90°C
Switch – Radiator Fan	CFS39	1	On at 102°C Off 97°C
525i E34 9/88-10/90 6 Cyl 2.5L M20B25 SOHC 12V EFi RWD			
Ignition – Distributor Cap	BD580	1	
Sensor – Crankshaft	CSCA205	1	Motronic
Sensor – Exhaust Oxygen	COS809	1	Direct Fit 4 Wire
Sensor – Exhaust Oxygen – Universal	COS724	1	Universal 4 Wire
Sensor – Temperature Gauge	CCS26	1	
Switch – Oil Pressure Warning Light	CPS49	1	
Switch – Radiator Fan	CFS40	1	On at 95°C Off at 90°C
Switch – Radiator Fan	CFS39	1	On at 102°C Off 97°C

APPLICATION GUIDE



BMW	Part No	Qty	Notes
525i E34 11/90-12/96 6 Cyl 2.5L M50B25 DOHC 24V EFi RWD			
Ignition – Module	CM413	1	
Sensor – Camshaft	CSCA183	1	Without VCT: To 9/1992
Sensor – Camshaft	CSCA181	1	With VCT: From 9/1992
Sensor – Crankshaft	CSCA188	1	
Sensor – Exhaust Oxygen	COS809	1	Direct Fit 4 Wire
Sensor – Exhaust Oxygen – Universal	COS724	1	Universal 4 Wire
Sensor – Temperature Gauge	CCS26	1	
Switch – Oil Pressure Warning Light	CPS49	1	
Switch – Radiator Fan	CFS40	1	On at 95°C Off at 90°C
Switch – Radiator Fan	CFS39	1	On at 102°C Off 97°C
528 E12 1975 6 Cyl 2.8L M30 OHC 2xCarb. RWD			
Ignition – Coil – Standard	CIC32R	1	
Ignition – Coil – Heavy Duty Oil Filled Type	C80R	1	
Ignition – Coil – Heavy Duty Epoxy Type	CC254	1	
Ignition – Distributor Cap	BH74	1	Bosch Points Distributor
Ignition – Distributor Points / Contact Set	S11V	1	Bosch Points Distributor
Ignition – Distributor Rotor	DR460	1	Bosch Points Distributor
528i E12 8/77-12/83 6 Cyl 2.8L M30B28 SOHC EFi RWD			
Ignition – Coil – Standard	CC213	1	
Ignition – Distributor Cap	BH140	1	Bosch Electronic Distributor: To 1981
Ignition – Distributor Rotor	BH129	1	Bosch Electronic Distributor: To 1981
Ignition – Module	CM413	1	
528i E28 1/84-12/85 6 Cyl 2.8L M30B28 OHC EFi RWD			
Ignition – Distributor Cap	BH140	1	Bosch Electronic Distributor
Ignition – Distributor Rotor	BH177	1	Bosch Electronic Distributor
Sensor – Coolant Temperature	CCS25	1	
Sensor – Exhaust Oxygen	COS776	1	Direct Fit 1 Wire
Sensor – Exhaust Oxygen – Universal	COS720	1	Universal 1 Wire
Sensor – Temperature Gauge	CTS137	1	
Switch – Oil Pressure Warning Light	CPS44	1	
Switch – Radiator Fan	CFS40	1	On at 95°C Off at 90°C
Switch – Radiator Fan	CFS39	1	On at 102°C Off 97°C
528i E39 4/96-11/00 6 Cyl 2.8L M52B28 DOHC EFi RWD			
Sensor – Air Flow / MAF	CAF016	1	
530i E34 4/93-3/96 V8 Cyl 3.0L M60B30 DOHC 32V EFi RWD			
Sensor – Camshaft	CSCA121	1	
Sensor – Coolant Temperature	CCS32	1	For Electronic Power Regulation
Sensor – Crankshaft	CSCA141	1	
Switch – Radiator Fan	CFS76	1	
530i E39 3/01-4/04 6 Cyl 3.0L M54B30 DOHC 24V ESPFI RWD			
Ignition – Coil – Standard	CC370	6	To 9/2002
Sensor – Air Flow / MAF	CAF028	1	

APPLICATION GUIDE



BMW	Part No	Qty	Notes
535i E28 1/86-8/88 6 Cyl 3.4L M30 SOHC 12V EFI RWD			
Ignition – Distributor Cap	BD580	1	Bosch Electronic Distributor
Ignition – Distributor Rotor	BH225	1	Bosch Electronic Distributor
Sensor – Coolant Temperature	CCS26	1	
Sensor – Exhaust Oxygen	COS785	1	Direct Fit 3 Wire
Sensor – Exhaust Oxygen – Universal	COS721	1	Universal 3 Wire
Switch – Radiator Fan	CFS76	1	
535i E34 9/88-5/93 6 Cyl 3.4L M30B35 SOHC 12V EFI RWD			
Ignition – Distributor Cap	BD580	1	
Sensor – Coolant Temperature	CCS26	1	
Sensor – Crankshaft	CSCA182	1	
Sensor – Exhaust Oxygen	COS809	1	Direct Fit 4 Wire
Sensor – Exhaust Oxygen	COS874	1	Direct Fit 4 Wire
Sensor – Exhaust Oxygen – Universal	COS724	2	Universal 4 Wire
Sensor – Throttle Position	CTPS144	1	Manual Transmission
535is E34 6/89-12/90 6 Cyl 3.4L M30B35 SOHC 12V EFI RWD			
Ignition – Coil – Standard	CC361	1	
Sensor – Exhaust Oxygen	COS809	1	Direct Fit 4 Wire
Sensor – Exhaust Oxygen	COS874	1	Direct Fit 4 Wire
Sensor – Exhaust Oxygen – Universal	COS724	2	Universal 4 Wire
535i E39 10/96-10/03 V8 Cyl 3.5L M62B35 DOHC 32V EFI RWD			
Sensor – Exhaust Oxygen	COS877	2	Direct Fit 4 Wire
Sensor – Exhaust Oxygen – Universal	COS724	2	Universal 4 Wire
540i E34 4/93-3/96 V8 Cyl 4.0L M60B40 DOHC 32V EFI RWD			
Sensor – Air Flow / MAF	CAF018	1	
Sensor – Camshaft	CSCA121	1	
Sensor – Coolant Temperature	CCS32	1	For Electronic Power Regulation
Sensor – Crankshaft	CSCA141	1	
Sensor – Exhaust Oxygen	COS811	2	Direct Fit 4 Wire
Sensor – Exhaust Oxygen – Universal	COS724	2	Universal 4 Wire
Switch – Radiator Fan	CFS76	1	
540i E39 10/96-10/03 V8 Cyl 4.4L M62B44 DOHC 32V MPFI RWD			
Sensor – Air Flow / MAF	CAF018	1	
Sensor – Exhaust Oxygen	COS877	1	Direct Fit 4 Wire
Sensor – Exhaust Oxygen – Universal	COS724	1	Universal 4 Wire
633CSi E24 3/77-12/80 6 Cyl 3.2L M30 SOHC EFI RWD			
Ignition – Coil – Standard	CC213	1	
Ignition – Distributor Cap	BH140	1	Bosch Electronic Distributor
Ignition – Distributor Rotor	BH129	1	Bosch Electronic Distributor
Sensor – Exhaust Oxygen	COS874	1	Direct Fit 4 Wire
Sensor – Exhaust Oxygen – Universal	COS724	1	Universal 4 Wire

APPLICATION GUIDE



BMW	Part No	Qty	Notes
635CSi E24			
5/86-9/89 6 Cyl 3.4L M30 SOHC 12V EFI RWD			
Ignition – Distributor Cap	BD580	1	Bosch Electronic Distributor
Sensor – Exhaust Oxygen – Universal	COS721	1	Universal 3 Wire
Sensor – Temperature Gauge	CTS156	1	
Switch – Oil Pressure Warning Light	CPS43	1	
Switch – Radiator Fan	CFS40	1	On at 95°C Off at 90°C
Switch – Radiator Fan	CFS39	1	On at 102°C Off 97°C
730i E32			
11/90-5/93 6 Cyl 3.0L M30B30 SOHC 12V EFI RWD			
Sensor – Exhaust Oxygen	COS809	1	Direct Fit 4 Wire
Sensor – Exhaust Oxygen – Universal	COS724	1	Universal 4 Wire
Switch – Radiator Fan	CFS76	1	
730iL E32			
11/92-10/94 V8 Cyl 3.0L M60B30 DOHC 32V MPFi RWD			
Sensor – Camshaft	CSCA121	1	
Sensor – Coolant Temperature	CCS32	1	For Electronic Power Regulation
Sensor – Crankshaft	CSCA141	1	
Sensor – Exhaust Oxygen	COS874	2	Direct Fit 4 Wire
Sensor – Exhaust Oxygen – Universal	COS724	2	Universal 4 Wire
Switch – Radiator Fan	CFS76	1	
730iL E38			
11/94-5/96 V8 Cyl 3.0L M60B30 DOHC 32V MPFi RWD			
Sensor – Exhaust Oxygen	COS863	2	Direct Fit 4 Wire
Sensor – Exhaust Oxygen – Universal	COS724	2	Universal 4 Wire
733i E32			
2/78-4/83 6 Cyl 3.2L M30 SOHC EFI RWD			
Ignition – Coil – Standard	CC213	1	
Ignition – Distributor Cap	BH140	1	Bosch Electronic Distributor: To 1982
Ignition – Distributor Rotor	BH177	1	Bosch Electronic Distributor: To 1982
Sensor – Coolant Temperature	CCS25	1	
Sensor – Exhaust Oxygen	COS776	1	Direct Fit 1 Wire
Sensor – Exhaust Oxygen – Universal	COS720	1	Universal 1 Wire
735i E23			
5/83-2/84 6 Cyl 3.2L M30 SOHC 12V EFI RWD			
Ignition – Coil – Standard	CC213	1	
735i E32			
3/85-9/88 6 Cyl 3.4L M30 SOHC 12V EFI RWD			
Sensor – Coolant Temperature	CCS25	1	
Sensor – Temperature Gauge	CTS153	1	
Switch – Oil Pressure Warning Light	CPS49	1	
Switch – Radiator Fan	CFS40	1	On at 95°C Off at 90°C
Switch – Radiator Fan	CFS39	1	On at 102°C Off 97°C
735i E32			
3/87-12/90 6 Cyl 3.4L M30 SOHC 12V EFI RWD			
Sensor – Exhaust Oxygen	COS810	1	Direct Fit 4 Wire
Sensor – Exhaust Oxygen – Universal	COS724	1	Universal 4 Wire

APPLICATION GUIDE



BMW	Part No	Qty	Notes
735iL E32 10/88-11/92 6 Cyl 3.4L M30 SOHC 12V MPFi RWD			
Ignition – Distributor Cap	BD580	1	Bosch Electronic Distributor
Ignition – Distributor Rotor	BH225	1	Bosch Electronic Distributor
Sensor – Coolant Temperature	CCS25	1	
Sensor – Exhaust Oxygen	COS809	1	Direct Fit 4 Wire
Sensor – Exhaust Oxygen – Universal	COS724	1	Universal 4 Wire
Sensor – Temperature Gauge	CTS153	1	
Switch – Oil Pressure Warning Light	CPS49	1	
Switch – Radiator Fan	CFS40	1	On at 95°C Off at 90°C
Switch – Radiator Fan	CFS39	1	On at 102°C Off 97°C
740iL E32 11/92-10/94 V8 Cyl 4.0L M60B40 DOHC 32V MPFi RWD			
Sensor – Exhaust Oxygen	COS874	1	Direct Fit 4 Wire
Sensor – Exhaust Oxygen – Universal	COS724	1	Universal 4 Wire
Switch – Radiator Fan	CFS76	1	
740iL E38 11/94-6/96 V8 Cyl 4.0L M60B40 DOHC 32V MPFi RWD			
Sensor – Exhaust Oxygen	COS863	2	Direct Fit 4 Wire
Sensor – Exhaust Oxygen – Universal	COS724	2	Universal 4 Wire
750iL E32 1/88-10/94 V12 Cyl 5.0L M70 DOHC 24V EFI RWD			
Sensor – Exhaust Oxygen	COS815	2	Direct Fit 4 Wire
Sensor – Exhaust Oxygen – Universal	COS724	2	Universal 4 Wire
Sensor – Temperature Gauge	CTS153	1	
Switch – Radiator Fan	CFS76	1	
750iL E38 11/94-1/01 V12 Cyl 5.4L M73 SOHC 24V EFI RWD			
Sensor – Exhaust Oxygen	COS877	2	Direct Fit 4 Wire: Before Catalyst
Sensor – Exhaust Oxygen	COS834	2	Direct Fit 4 Wire: After Catalyst
Sensor – Exhaust Oxygen – Universal	COS724	4	Universal 4 Wire: Before and After Catalyst
Switch – Radiator Fan	CFS76	1	
850i E31 7/90-12/92 V12 Cyl 5.0L M70 SOHC 24V EFI RWD			
Sensor – Exhaust Oxygen	COS877	2	Direct Fit 4 Wire: LH & RH Side Front of Catalyst
Sensor – Exhaust Oxygen – Universal	COS724	2	Universal 4 Wire: LH & RH Side Front of Catalyst
Sensor – Temperature Gauge	CTS153	1	
Switch – Radiator Fan	CFS76	1	
1600: 1602 E10 10/67-7/73 4 Cyl 1.6L M116 SOHC Carb. RWD			
Ignition – Coil – Standard	CIC31	1	
Ignition – Coil – Heavy Duty Oil Filled Type	C80	1	
Ignition – Distributor Cap	BH72	1	Bosch Points Distributor
Ignition – Distributor Condenser	BC63	1	Bosch Points Distributor
Ignition – Distributor Points / Contact Set	S4V	1	Bosch Points Distributor
Ignition – Distributor Rotor	BH73	1	Bosch Points Distributor
1800 E10 5/67-4/69 4 Cyl 1.8L M118 Carb. RWD			
Ignition – Coil – Standard	CIC31	1	
Ignition – Coil – Heavy Duty Oil Filled Type	C80	1	
Ignition – Distributor Cap	BH72	1	Bosch Points Distributor
Ignition – Distributor Condenser	BC86	1	Bosch Points Distributor
Ignition – Distributor Points / Contact Set	S11V	1	Bosch Points Distributor
Ignition – Distributor Rotor	BH89	1	Bosch Points Distributor

APPLICATION GUIDE



BMW	Part No	Qty	Notes
2000 E10			
5/67-6/72 4 Cyl 2.0L M05 SOHC Carb. & Fi RWD			
Ignition – Coil – Standard	C1C31	1	
Ignition – Coil – Heavy Duty Oil Filled Type	C80	1	
Ignition – Distributor Cap	BH72	1	Bosch Points Distributor
Ignition – Distributor Condenser	BC63	1	Bosch Points Distributor: Carb
Ignition – Distributor Condenser	BC74	1	Bosch Points Distributor: Fi
Ignition – Distributor Points / Contact Set	S4V	1	Bosch Points Distributor: Carb
Ignition – Distributor Points / Contact Set	S11V	1	Bosch Points Distributor: Fi
Ignition – Distributor Rotor	BH73	1	Bosch Points Distributor
2002: 2002Ti E10			
6/68-3/76 4 Cyl 2.0L SOHC Carb. & Fi RWD			
Ignition – Coil – Standard	C1C32R	1	
Ignition – Coil – Heavy Duty Oil Filled Type	C80R	1	
Ignition – Coil – Heavy Duty Epoxy Type	CC254	1	
Ignition – Distributor Cap	BH100	1	Bosch Points Distributor
Ignition – Distributor Condenser	BC86	1	Bosch Points Distributor
Ignition – Distributor Points / Contact Set	S11V	1	Bosch Points Distributor
Ignition – Distributor Rotor	BH89	1	Bosch Points Distributor: Non RPM Limited
Ignition – Distributor Rotor	DR460	1	Bosch Points Distributor: RPM Limited to 6600
2500: 2800 E3			
1/69-6/75 6 Cyl 2.5L M06 SOHC 2xCarb: 2.8L M06 SOHC Carb. RWD			
Ignition – Coil – Standard	C1C31	1	
Ignition – Coil – Heavy Duty Oil Filled Type	C80	1	
Ignition – Distributor Cap	BH74	1	Bosch Points Distributor
Ignition – Distributor Condenser	BC86	1	Bosch Points Distributor
Ignition – Distributor Points / Contact Set	S11V	1	Bosch Points Distributor
Ignition – Distributor Rotor	BH89	1	Bosch Points Distributor
M3 E36			
6/94-1/96 6 Cyl 3.0L S50B30 DOHC 24V EFi RWD			
Sensor – Exhaust Oxygen	COS874	1	Direct Fit 4 Wire: LH Side Front of Catalyst
Sensor – Exhaust Oxygen	COS811	1	Direct Fit 4 Wire: RH Side Front of Catalyst
Sensor – Exhaust Oxygen – Universal	COS724	2	Universal 4 Wire: LH & RH Side Front of Catalyst
M3 E46			
5/01-9/07 6 Cyl 3.2L S54B32 DOHC 24V PFI RWD			
Sensor – Camshaft	CSCA123	1	RH Side: Exhaust
Sensor – Crankshaft	CSCA142	1	
Sensor – Exhaust Oxygen	COS935	1	Direct Fit 1 Wire: Manifold Front
Sensor – Exhaust Oxygen	COS900	1	Direct Fit 1 Wire: Manifold Rear
Sensor – Exhaust Oxygen	COS936	1	Direct Fit 1 Wire: LH Side Rear of Catalyst
Sensor – Exhaust Oxygen	COS934	1	Direct Fit 1 Wire: RH Side Rear of Cat
Sensor – Exhaust Oxygen – Universal	COS720	1	Universal 1 Wire: All
M5 E34			
7/90-5/93 6 Cyl 3.5L S38 DOHC EFi RWD			
Sensor – Exhaust Oxygen	COS791	1	Direct Fit 3 Wire: 1990-92
Sensor – Exhaust Oxygen	COS809	1	Direct Fit 4 Wire: 1992-93
Sensor – Exhaust Oxygen – Universal	COS720	1	Universal 3 Wire: 1990-92
Sensor – Exhaust Oxygen – Universal	COS724	1	Universal 4 Wire: 1992-93
Switch – Radiator Fan	CFS76	1	
M5 E39			
3/99-10/03 V8 Cyl 5.0L S62B50 DOHC MPFI RWD			
Sensor – Camshaft	CSCA123	2	Exhaust
Sensor – Exhaust Oxygen	COS834	1	Direct Fit 4 Wire: Front of Catalyst
Sensor – Exhaust Oxygen	COS866	1	Direct Fit 4 Wire: Rear of Catalyst
Sensor – Exhaust Oxygen – Universal	COS724	2	Universal 4 Wire: Front and Rear of Catalyst

APPLICATION GUIDE



BMW	Part No	Qty	Notes
M535i E28 1/86-8/88 6 Cyl 3.4L M30B35 SOHC 12V EFI RWD			
Ignition – Distributor Cap	BD580	1	Bosch Electronic Distributor
Ignition – Distributor Rotor	BH225	1	Bosch Electronic Distributor
Sensor – Coolant Temperature	CCS26	1	
Sensor – Exhaust Oxygen – Universal	COS721	1	Universal 3 Wire
X5 E53 3/01-12/03 V8 Cyl 4.4L M62B44 DOHC 32V ESPFI FT4WD			
Sensor – Exhaust Oxygen	COS877	2	Direct Fit 4 Wire: LH & RH Side Before Catalyst
Sensor – Exhaust Oxygen	COS865	2	Direct Fit 4 Wire: LH & RH Side After Catalyst
Sensor – Exhaust Oxygen – Universal	COS724	4	Universal 4 Wire: LH & RH Side Before and After Catalyst
X5 E53 3/01-12/03 6 Cyl 3.0L M54B30 DOHC 24V ESPFI FT4WD			
Sensor – Air Flow / MAF	CAF028	1	
X5 E53 2/02-10/03 V8 Cyl 4.6L M54B30 DOHC 32V ESPFI 4WD			
Ignition – Coil – Standard	CC370	8	
Sensor – Coolant Temperature	CCS55	1	
Sensor – Coolant Temperature	CCS56	1	In bottom radiator outlet
Sensor – Exhaust Oxygen	COS877	2	Direct Fit 4 Wire: LH & RH Side Before Catalyst
Sensor – Exhaust Oxygen	COS865	2	Direct Fit 4 Wire: LH & RH Side After Catalyst
Sensor – Exhaust Oxygen – Universal	COS724	4	Universal 4 Wire: LH & RH Side Before and After Catalyst
Switch – Oil Pressure Warning Light	CPS49	1	
Chevrolet			
C20: C30 1975-79 6 Cyl 292ci Carb. RWD			
Ignition – Coil – Standard	CC207	1	
Ignition – Distributor Cap Cover	BC195	1	Delco Electronic Distributor: From 1978
Ignition – Distributor Condenser	BC231	1	Delco Electronic Distributor: From 1978
Ignition – Distributor Rotor	DR173	1	Delco Electronic Distributor: From 1978
Ignition – Module	CM410	1	
C20: C30 1979-81 V8 Cyl 350ci Carb. RWD			
Ignition – Coil – Standard	CC207	1	
Ignition – Distributor Cap	BD171	1	Delco Electronic Distributor
Ignition – Distributor Cap Cover	BC195	1	Delco Electronic Distributor
Ignition – Distributor Condenser	BC231	1	Delco Electronic Distributor
Ignition – Distributor Rotor	DR173	1	Delco Electronic Distributor
Ignition – Module	CM410	1	
C50: C60 1975-77 6 Cyl 292ci Carb. RWD			
Ignition – Module	CM410	1	
Camaro 1977-78 V8 Cyl 305ci Carb. RWD			
Sensor – Temperature Gauge	CTS108	1	
Switch – Oil Pressure Warning Light	CPS37	1	
Switch – Radiator Fan	CFS22	1	
Caprice 1987-88 V8 Cyl 305ci LG4 Carb. RWD			
Ignition – Coil – Standard	CC207	1	
Ignition – Distributor Cap	BD249	1	Delco Electronic Distributor

APPLICATION GUIDE



Chevrolet	Part No	Qty	Notes	
Corvette				
1970-75 V8 Cyl 454ci Carb. RWD				
Ignition – Module	CM410	1		
K20				
1978-79 6 Cyl 292ci Carb. RWD				
Ignition – Module	CM410	1		
Monte Carlo				
1987-88 V8 Cyl 305, 350ci Carb. RWD				
Ignition – Coil – Standard	CC207	1	Delco Electronic Distributor	
Ignition – Distributor Cap	BD249	1		
Chrysler				
Centura KB				
4/75-6/77 4 Cyl 2.0L OHV 8V Carb. RWD				
Ignition – Coil – Standard	CIC32R	1	Ducellier Points Distributor Ducellier Points Distributor	
Ignition – Coil – Heavy Duty Oil Filled Type	C80R	1		
Ignition – Coil – Heavy Duty Epoxy Type	CC254	1		
Ignition – Distributor Cap	RB102	1		
Ignition – Distributor Rotor	RB99	1		
Sensor – Temperature Gauge	CTS108	1		
Switch – Oil Pressure Warning Light	CPS37	1		
Centura KB: KC				
4/75-6/78 6 Cyl 3.5L Hemi 215: 4.0L 245 OHV 12V Carb. RWD				
Ignition – Coil – Standard	CIC32R	1	All Bosch Points Distributor Bosch Points Distributor Bosch Points Distributor Bosch Electronic Distributor Electronic Ignition	
Ignition – Coil – Heavy Duty Oil Filled Type	C80R	1		
Ignition – Coil – Heavy Duty Epoxy Type	CC254	1		
Ignition – Distributor Cap	BH82	1		
Ignition – Distributor Condenser	BC70	1		
Ignition – Distributor Points / Contact Set	S11V	1		
Ignition – Distributor Rotor	DR463	1		
Ignition – Distributor Rotor	BH79	1		
Ignition – Module	CM423	1		
Sensor – Temperature Gauge	CTS127	1		
Switch – Oil Pressure Warning Light	CPS31	1		
Galant GA				
8/71-12/72 4 Cyl 1.3L 4G30: 1.5L 4G31 SOHC 8V Carb. RWD				
Ignition – Coil – Standard	CIC32R	1	Mitsubishi Points Distributor Mitsubishi Points Distributor Mitsubishi Points Distributor	
Ignition – Coil – Heavy Duty Oil Filled Type	C80R	1		
Ignition – Coil – Heavy Duty Epoxy Type	CC254	1		
Ignition – Distributor Condenser	MC418	1		
Ignition – Distributor Points / Contact Set	S219VU	1		
Ignition – Distributor Rotor	JR517	1		
Sensor – Temperature Gauge	CTS108	1		
Switch – Brake Light	CSL32	1		
Switch – Oil Pressure Warning Light	CPS37	1		

APPLICATION GUIDE



Chrysler	Part No	Qty	Notes
Galant GB: GC: GD 11/72-6/77 4 Cyl 1.6L 4G32 SOHC 8V Carb. RWD			
Ignition – Coil – Standard	C1C32R	1	
Ignition – Coil – Heavy Duty Oil Filled Type	C80R	1	
Ignition – Coil – Heavy Duty Epoxy Type	CC254	1	
Ignition – Distributor Cap	BH96	1	Bosch Points Distributor: To 1975
Ignition – Distributor Cap	JP542	1	Mitsubishi Points Distributor: From 1975
Ignition – Distributor Condenser	BC71	1	Bosch Points Distributor: To 1975
Ignition – Distributor Condenser	MC409	1	Mitsubishi Points Distributor: From 1975
Ignition – Distributor Points / Contact Set	S11V	1	Bosch Points Distributor: To 1975
Ignition – Distributor Points / Contact Set	S219VU	1	Mitsubishi Points Distributor: From 1975
Ignition – Distributor Rotor	BH73	1	Bosch Points Distributor: To 1975
Ignition – Distributor Rotor	JR533	1	Mitsubishi Points Distributor: From 1975
Sensor – Temperature Gauge	CTS108	1	
Switch – Brake Light	CSL27	1	
Switch – Oil Pressure Warning Light	CPS37	1	
Jeep Cherokee XJ Limited 4/94-1/98 6 Cyl 4.0L MX OHV 12V EFi 4WD			
Sensor – Exhaust Oxygen	COS804	1	Direct Fit 4 Wire
Sensor – Exhaust Oxygen – Universal	COS724	1	Universal 4 Wire
Switch – Oil Pressure Warning Light	CPS39	1	
Jeep Grand Cherokee ZG 3/96-7/99 6 Cyl 4.0L MX OHV PFI 4WD			
Sensor – Exhaust Oxygen	COS804	1	Direct Fit 4 Wire
Sensor – Exhaust Oxygen – Universal	COS724	1	Universal 4 Wire
Switch – Oil Pressure Warning Light	CPS39	1	
Jeep Wrangler TJ Sport 10/96-1/05 6 Cyl 4.0L MX OHV 12V MPFi 4WD			
Sensor – Exhaust Oxygen	COS804	1	Direct Fit 4 Wire
Sensor – Exhaust Oxygen – Universal	COS724	1	Universal 4 Wire
Switch – Oil Pressure Warning Light	CPS39	1	
Lancer LA 9/74-12/76 4 Cyl 1.4L 4G33 SOHC 8V Carb. RWD			
Ignition – Coil – Standard	C1C32R	1	
Ignition – Coil – Heavy Duty Oil Filled Type	C80R	1	
Ignition – Coil – Heavy Duty Epoxy Type	CC254	1	
Ignition – Distributor Cap	BH96	1	Bosch Points Distributor: To 1975
Ignition – Distributor Condenser	BC71	1	Bosch Points Distributor: To 1975
Ignition – Distributor Condenser	MC418	1	Mitsubishi Points Distributor: To 1975
Ignition – Distributor Points / Contact Set	S11V	1	Bosch Points Distributor: To 1975
Ignition – Distributor Points / Contact Set	S219VU	1	Mitsubishi Points Distributor: To 1975
Ignition – Distributor Rotor	BH73	1	Bosch Points Distributor: To 1975
Ignition – Distributor Rotor	JR517	1	Mitsubishi Points Distributor: To 1975
Sensor – Temperature Gauge	CTS108	1	
Switch – Oil Pressure Warning Light	CPS37	1	
Switch – Radiator Fan	CFS22	1	

APPLICATION GUIDE



Chrysler	Part No	Qty	Notes
Lancer LB: LC 1/77-8/81 4 Cyl 1.4L 4G33: 1.6L 4G32 SOHC 8V Carb. RWD			
Ignition – Coil – Standard	CIC32R	1	
Ignition – Coil – Heavy Duty Oil Filled Type	C80R	1	
Ignition – Coil – Heavy Duty Epoxy Type	CC254	1	
Ignition – Distributor Cap	JP542	1	Mitsubishi Points Distributor
Ignition – Distributor Condenser	MC409	1	Mitsubishi Points Distributor
Ignition – Distributor Points / Contact Set	S219VU	1	Mitsubishi Points Distributor
Ignition – Distributor Rotor	JR533	1	Mitsubishi Points Distributor
Sensor – Temperature Gauge	CTS108	1	
Switch – Oil Pressure Warning Light	CPS37	1	
Switch – Radiator Fan	CFS22	1	
Neon 7/96-8/99 4 Cyl 2.0L S4RE SOHC 16V MPFi FWD			
Ignition – Distributor Cap	JP714	1	
Ignition – Distributor Rotor	JR639	1	
Sensor – Exhaust Oxygen	COS805	1	Direct Fit 4 Wire: Manifold
Sensor – Exhaust Oxygen	COS807	1	Direct Fit 4 Wire: Pipe
Sensor – Exhaust Oxygen – Universal	COS724	2	Universal 4 Wire: Manifold and Pipe
Sensor – MAP	CMS228	1	
Neon PL200 9/99-3/01 4 Cyl 2.0L YD5 SOHC 16V MPFi FWD			
Ignition – Coil – Standard	CC378	1	
Sensor – Camshaft	CSCA104	1	
Regal VH 6/71-4/73 V8 Cyl 318ci OHV 16V Carb. RWD			
Ignition – Coil – Standard	CIC32R	1	
Ignition – Coil – Heavy Duty Oil Filled Type	C80R	1	
Ignition – Coil – Heavy Duty Epoxy Type	CC254	1	
Ignition – Distributor Cap	BD280	1	Lucas Points Distributor
Ignition – Distributor Condenser	LC103	1	Lucas Points Distributor
Ignition – Distributor Rotor	BD257	1	Lucas Points Distributor
Sensor – Temperature Gauge	CTS121	1	
Switch – Oil Pressure Warning Light	CPS31	1	
Valiant RV1: SV1 1/62-6/63 6 Cyl 225ci SLANT OHV 12V Carb. RWD			
Ignition – Coil – Standard	CIC32R	1	
Ignition – Coil – Heavy Duty Oil Filled Type	C80R	1	
Ignition – Coil – Heavy Duty Epoxy Type	CC254	1	
Ignition – Distributor Cap	AL103	1	Autolite Points Distributor
Ignition – Distributor Condenser	BC868	1	Autolite Points Distributor
Ignition – Distributor Points / Contact Set	S95V	1	Autolite Points Distributor
Ignition – Distributor Rotor	AL104	1	Autolite Points Distributor
Sensor – Temperature Gauge	CTS121	1	
Switch – Oil Pressure Warning Light	CPS31	1	
Valiant AP5: AP6: VC: VE: VF 6/63-5/70 6 Cyl 225ci SLANT OHV 12V Carb. RWD			
Ignition – Coil – Standard	CIC32R	1	
Ignition – Coil – Heavy Duty Oil Filled Type	C80R	1	
Ignition – Coil – Heavy Duty Epoxy Type	CC254	1	
Ignition – Distributor Cap	BH74	1	Bosch Points Distributor
Ignition – Distributor Condenser	BC63	1	Bosch Points Distributor: To 1965
Ignition – Distributor Points / Contact Set	S4V	1	Bosch Points Distributor: To 1965
Ignition – Distributor Points / Contact Set	S1V	1	Bosch Points Distributor: From 1966
Ignition – Distributor Rotor	BH73	1	Bosch Points Distributor
Sensor – Temperature Gauge	CTS121	1	
Switch – Oil Pressure Warning Light	CPS31	1	

APPLICATION GUIDE



Chrysler	Part No	Qty	Notes
Valiant AP6: VC: VE 11/65-2/69 V8 Cyl 273ci OHV 16V Carb. RWD			
Ignition – Coil – Standard	CIC32R	1	
Ignition – Coil – Heavy Duty Oil Filled Type	C80R	1	
Ignition – Coil – Heavy Duty Epoxy Type	CC254	1	
Ignition – Distributor Cap	AL105	1	Autolite Points Distributor
Ignition – Distributor Condenser	BC868	1	Autolite Points Distributor
Ignition – Distributor Points / Contact Set	S95V	1	Autolite Points Distributor
Ignition – Distributor Rotor	AL104	1	Autolite Points Distributor
Sensor – Temperature Gauge	CTS121	1	
Switch – Oil Pressure Warning Light	CPS31	1	
Valiant VF: VG 3/69-5/71 V8 Cyl 318ci OHV 16V Carb. RWD			
Ignition – Coil – Standard	CIC32R	1	
Ignition – Coil – Heavy Duty Oil Filled Type	C80R	1	
Ignition – Coil – Heavy Duty Epoxy Type	CC254	1	
Ignition – Distributor Cap	BD280	1	Lucas Points Distributor
Ignition – Distributor Condenser	LC103	1	Lucas Points Distributor
Ignition – Distributor Rotor	BD257	1	Lucas Points Distributor
Sensor – Temperature Gauge	CTS121	1	
Switch – Oil Pressure Warning Light	CPS31	1	
Valiant VG: VH 5/70-4/73 6 Cyl 245ci : 265ci Hemi OHV 12V Carb. RWD			
Ignition – Coil – Standard	CIC32R	1	
Ignition – Coil – Heavy Duty Oil Filled Type	C80R	1	
Ignition – Coil – Heavy Duty Epoxy Type	CC254	1	
Ignition – Distributor Cap	BH82	1	Bosch Points Distributor
Ignition – Distributor Condenser	BC70	1	Bosch Points Distributor
Ignition – Distributor Points / Contact Set	S11V	1	Bosch Points Distributor
Ignition – Distributor Rotor	DR463	1	Bosch Points Distributor
Sensor – Temperature Gauge	CTS121	1	
Switch – Oil Pressure Warning Light	CPS31	1	
Valiant CH 1971-73 6 Cyl 265ci Hemi OHV 12V Carb. RWD			
Ignition – Coil – Standard	CIC32R	1	
Ignition – Coil – Heavy Duty Oil Filled Type	C80R	1	
Ignition – Coil – Heavy Duty Epoxy Type	CC254	1	
Valiant VH 6/71-4/73 6 Cyl 215ci Hemi OHV 12V Carb. RWD			
Ignition – Coil – Standard	CIC32R	1	
Ignition – Coil – Heavy Duty Oil Filled Type	C80R	1	
Ignition – Coil – Heavy Duty Epoxy Type	CC254	1	
Valiant CH 11/71-3/73 V8 Cyl 360ci OHV 16V Carb. RWD			
Ignition – Coil – Standard	CIC32R	1	
Ignition – Coil – Heavy Duty Oil Filled Type	C80R	1	
Ignition – Coil – Heavy Duty Epoxy Type	CC254	1	
Valiant VH 1972-73 V8 Cyl 340ci Carb. RWD			
Ignition – Coil – Standard	CIC32R	1	
Ignition – Coil – Heavy Duty Oil Filled Type	C80R	1	
Ignition – Coil – Heavy Duty Epoxy Type	CC254	1	

APPLICATION GUIDE



Chrysler	Part No	Qty	Notes
Valiant VJ: VK			
1973-76 6 Cyl 245ci: 265ci Hemi OHV 12V Carb. RWD			
Ignition – Coil – Standard	CIC32R	1	Bosch Electronic Distributor Bosch Electronic Distributor
Ignition – Coil – Heavy Duty Oil Filled Type	C80R	1	
Ignition – Coil – Heavy Duty Epoxy Type	CC254	1	
Ignition – Distributor Cap	BH82	1	
Ignition – Distributor Rotor	BH79	1	
Ignition – Module	CM423	1	
Sensor – Temperature Gauge	CTS121	1	
Switch – Oil Pressure Warning Light	CPS31	1	
Valiant CJ			
1973-75 6 Cyl 265ci Hemi OHV 12V Carb. RWD			
Ignition – Coil – Standard	CIC32R	1	Bosch Electronic Distributor Bosch Electronic Distributor
Ignition – Coil – Heavy Duty Oil Filled Type	C80R	1	
Ignition – Coil – Heavy Duty Epoxy Type	CC254	1	
Ignition – Distributor Cap	BH82	1	
Ignition – Distributor Rotor	BH79	1	
Ignition – Module	CM423	1	
Switch – Oil Pressure Warning Light	CPS31	1	
Valiant VJ: VK			
1973-76 V8 Cyl 318ci Carb. RWD			
Ignition – Coil – Standard	CIC32R	1	Bosch Electronic Distributor Lucas Electronic Distributor Bosch Electronic Distributor Lucas Electronic Distributor
Ignition – Coil – Heavy Duty Oil Filled Type	C80R	1	
Ignition – Coil – Heavy Duty Epoxy Type	CC254	1	
Ignition – Distributor Cap	BH84	1	
Ignition – Distributor Cap	BD280	1	
Ignition – Distributor Rotor	BH87	1	
Ignition – Distributor Rotor	BD257	1	
Ignition – Module	CM423	1	
Sensor – Temperature Gauge	CTS121	1	
Switch – Oil Pressure Warning Light	CPS31	1	
Valiant VJ			
1973-75 V8 Cyl 340ci Carb. RWD			
Ignition – Module	CM423	1	
Valiant VJ			
1973-76 V8 Cyl 360ci Carb. RWD			
Ignition – Coil – Standard	CIC32R	1	Bosch Electronic Distributor Bosch Electronic Distributor
Ignition – Coil – Heavy Duty Oil Filled Type	C80R	1	
Ignition – Coil – Heavy Duty Epoxy Type	CC254	1	
Ignition – Distributor Cap	BH84	1	
Ignition – Distributor Rotor	BH87	1	
Ignition – Module	CM423	1	
Valiant CK: CL: CM			
10/75-10/78 6 Cyl 245ci: 265ci Hemi OHV 12V Carb. RWD			
Ignition – Coil – Standard	CIC32R	1	Bosch Electronic Distributor Bosch Electronic Distributor
Ignition – Coil – Heavy Duty Oil Filled Type	C80R	1	
Ignition – Coil – Heavy Duty Epoxy Type	CC254	1	
Ignition – Distributor Cap	BH82	1	
Ignition – Distributor Rotor	BH79	1	
Ignition – Module	CM423	1	
Sensor – Temperature Gauge	CTS121	1	
Switch – Oil Pressure Warning Light	CPS31	1	

APPLICATION GUIDE



Chrysler	Part No	Qty	Notes
Valiant CL: CM 11/76-6/81 V8 Cyl 5.2L 318 Carb. RWD			
Ignition – Coil – Standard	CIC32R	1	Bosch Electronic Distributor: To 1978 Bosch Electronic Distributor: From 1978 Bosch Electronic Distributor Without ELB
Ignition – Coil – Heavy Duty Oil Filled Type	C80R	1	
Ignition – Coil – Heavy Duty Epoxy Type	CC254	1	
Ignition – Distributor Cap	BH84	1	
Ignition – Distributor Cap	BH150	1	
Ignition – Distributor Rotor	BH87	1	
Ignition – Module	CM423	1	
Sensor – Temperature Gauge	CTS121	1	
Switch – Oil Pressure Warning Light	CPS31	1	
Voyager GS 2/97-4/01 V6 Cyl 3.3L A4 OHV 12V MPFi FWD			
Sensor – Exhaust Oxygen	COS754	1	Direct Fit 4 Wire
Sensor – Exhaust Oxygen – Universal	COS724	1	Universal 4 Wire
Citroen			
AX GT 1/91-12/93 4 Cyl 1.4L KDZ SOHC 8V EFi FWD			
Switch – Radiator Fan	CFS18	1	2 Push On Terminals: On at 95°C Off at 90°C: To Vin 03828
Switch – Radiator Fan	CFS82	1	2 Push On Terminals: On at 97°C Off at 92°C: From Vin 03829: To Vin 05225
BX16 RS: TRS (NZ Market) 1983-89 4 Cyl 1.6L XU5:S:2C:1C			
Ignition – Coil – Standard	CC215	1	Bosch Electronic Distributor
BX16 TRS 1/86-4/88 4 Cyl 1.6L XU52C SOHC 8V Carb. FWD			
Ignition – Coil – Standard	CC213	1	Bosch Electronic Distributor Bosch Electronic Distributor
Ignition – Distributor Cap	BD126	1	
Ignition – Distributor Rotor	BH107	1	
Ignition – Module	CM413	1	
BX19 GT 1/86-12/87 4 Cyl 1.9L XU92C SOHC 8V Carb. FWD			
Ignition – Coil – Standard	CC213	1	Bosch Electronic Distributor Bosch Electronic Distributor
Ignition – Distributor Cap	BD126	1	
Ignition – Distributor Rotor	BH107	1	
Ignition – Module	CM413	1	
BX19 (NZ Market) 1986-90 4 Cyl 1.9L XU9JA, J1			
Ignition – Coil – Standard	CC215	1	Bosch Electronic Distributor
BX19 TRI: TZI 12/88-2/94 4 Cyl 1.9L XU9JA SOHC 12V EFi FWD			
Ignition – Coil – Standard	CC213	1	
Ignition – Module	CM413	1	
CX25 IE Pallas: Gti 7/84-12/85 4 Cyl 2.5L 081 OHV EFi FWD			
Ignition – Distributor Rotor	RB99	1	Ducellier Electronic Distributor
Ignition – Module	CM413	1	
Sensor – Coolant Temperature	CCS26	1	

APPLICATION GUIDE



Citroen	Part No	Qty	Notes
CX2200 3/76-6/78 4 Cyl 2.2L 073 OHV Carb. FWD			
Ignition – Coil – Standard	CIC32R	1	Marelli Points Distributor: To 1977 Ducellier Points Distributor: To 1977
Ignition – Coil – Heavy Duty Oil Filled Type	C80R	1	
Ignition – Coil – Heavy Duty Epoxy Type	CC254	1	
Ignition – Distributor Points / Contact Set	S226	1	
Ignition – Distributor Rotor	RB99	1	
CX2400 12/77-5/83 4 Cyl 2.3L 079 OHV Carb. FWD			
Ignition – Coil – Standard	CIC32R	1	Ducellier Points and Electronic Dist.: From 1978
Ignition – Coil – Heavy Duty Oil Filled Type	C80R	1	
Ignition – Coil – Heavy Duty Epoxy Type	CC254	1	
Ignition – Distributor Rotor	RB99	1	
XM 3/91-10/94 V6 Cyl 3.0L ZPJ SOHC 12V PFI FWD			
Ignition – Distributor Rotor	BH225	1	Bosch Electronic Distributor
Daewoo			
1.5 7/94-10/95 4 Cyl 1.5L G15MF SOHC 8V MPFI FWD			
Ignition – Coil – Standard	CC318	1	Delco Electronic Distributor Delco Electronic Distributor Direct Fit 1 Wire Universal 1 Wire Universal 3 Wire In Manifold 5 Speed Manual
Ignition – Distributor Cap	DR114	1	
Ignition – Distributor Rotor	DR73	1	
Ignition – Module	CM415	1	
Ignition – Pickup / Trigger	CIT100	1	
Sensor – Coolant Temperature	CCS31	1	
Sensor – Exhaust Oxygen	COS732	1	
Sensor – Exhaust Oxygen – Universal	COS720	1	
Sensor – Exhaust Oxygen – Universal	COS721	1	
Sensor – MAP	CMS206	1	
Sensor – Temperature Gauge	CTS134	1	
Sensor – Throttle Position	CTPS131	1	
Switch – Brake Light	CSL55	1	
Switch – Radiator Fan	CFS52	1	
Cielo 10/95-4/98 4 Cyl 1.5L G15MF SOHC 8V: A15MF DOHC 16V MPFI FWD			
Ignition – Coil – Standard	CC318	1	Delco Electronic Distributor Delco Electronic Distributor Direct Fit 1 Wire Universal 1 Wire G15MF Engine G15MF Engine A15MF Engine
Ignition – Distributor Cap	DR114	1	
Ignition – Distributor Rotor	DR73	1	
Ignition – Module	CM415	1	
Ignition – Pickup / Trigger	CIT100	1	
Sensor – Coolant Temperature	CCS31	1	
Sensor – Exhaust Oxygen	COS732	1	
Sensor – Exhaust Oxygen – Universal	COS720	1	
Sensor – MAP	CMS206	1	
Sensor – Temperature Gauge	CTS136	1	
Sensor – Throttle Position	CTPS131	1	
Switch – Oil Pressure Warning Light	CPS48	1	
Switch – Oil Pressure Warning Light	CPS57	1	
Switch – Radiator Fan	CFS52	1	

APPLICATION GUIDE



Daewoo	Part No	Qty	Notes
Espero 3/95-7/97 4 Cyl 2.0L C20JE SOHC 8V EFi FWD			
Ignition – Coil – Standard	CC318	1	From 8/1995
Ignition – Distributor Cap	DR114	1	Delco Electronic Distributor
Ignition – Distributor Rotor	DR73	1	Delco Electronic Distributor
Ignition – Module	CM415	1	
Ignition – Pickup / Trigger	CIT100	1	
Sensor – Air Temperature – Inlet	CAT009	1	
Sensor – Coolant Temperature	CCS26	1	
Sensor – Exhaust Oxygen	COS732	1	Direct Fit 1 Wire
Sensor – Exhaust Oxygen – Universal	COS720	1	Universal 1 Wire
Sensor – MAP	CMS206	1	
Sensor – Temperature Gauge	CTS147	1	
Sensor – Throttle Position	CTPS131	1	
Sensor – Throttle Position	CTPS132	1	
Switch – Brake Light	CSL55	1	
Switch – Oil Pressure Warning Light	CPS48	1	
Switch – Radiator Fan	CFS52	1	
Valve – Idle Speed Control	CIA008	1	
Kalos T200 4/03-12/04 4 Cyl 1.5L F15S3 SOHC 8V MPFI FWD			
Sensor – Air Temperature – Inlet	CAT023	1	
Sensor – Crankshaft	CSCA178	1	
Sensor – Exhaust Oxygen – Universal	COS723	1	Universal 2 Wire
Sensor – Temperature Gauge	CTS146	1	
Sensor – Throttle Position	CTPS131	1	
Switch – Oil Pressure Warning Light	CPS48	1	
Switch – Radiator Fan	CFS52	1	
Korando 11/98-6/00 6 Cyl 3.2L M162.993 DOHC 24V MPFI 4WD			
Ignition – Coil – Standard	CC369	1	
Lacetti J200 9/03-12/04 4 Cyl 1.8L C18SED DOHC 16V EPFI FWD			
Sensor – Air Temperature – Inlet	CAT023	1	
Sensor – Camshaft	CSCA84	1	
Sensor – Crankshaft	CSCA25	1	
Sensor – Exhaust Oxygen	COS873	1	Direct Fit 4 Wire
Sensor – Exhaust Oxygen – Universal	COS724	1	Universal 4 Wire
Sensor – Temperature Gauge	CTS136	1	
Sensor – Knock Control	CKS113	1	
Sensor – Throttle Position	CTPS131	1	
Switch – Oil Pressure Warning Light	CPS48	1	
Valve – Idle Speed Control	CIA008	1	
Lanos ATA: ATF (NZ Market) 1997-01 4 Cyl 1.5L G15MF SOHC			
Ignition – Distributor Cap	DR114	1	Denso Electronic Distributor
Ignition – Distributor Rotor	DR73	1	Denso Electronic Distributor

APPLICATION GUIDE



Daewoo	Part No	Qty	Notes
Lanos			
8/97-3/03 4 Cyl 1.5L A15SM SOHC 8V: 1.6L A16DM DOHC 16V EFI FWD			
Ignition – Coil and Igniter	CC348	1	
Sensor – Air Temperature – Inlet	CAT023	1	
Sensor – Coolant Temperature	CCS31	1	
Sensor – Crankshaft	CSCA26	1	LX6
Sensor – Exhaust Oxygen	COS732	1	Direct Fit 1 Wire
Sensor – Exhaust Oxygen – Universal	COS720	1	Universal 1 Wire
Sensor – Knock Control	CKS111	1	A16DM: 3 Pin: From 9/1998 To 5/1999
Sensor – Knock Control	CKS113	1	A16DM: 3 Pin: From 6/1999
Sensor – MAP	CMS206	1	
Sensor – Temperature Gauge	CTS136	1	
Sensor – Throttle Position	CTPS131	1	
Leganza			
7/97-1/04 4 Cyl 2.0L C20SED: 2.2L T22SED DOHC 16V EFI FWD			
Ignition – Coil and Igniter	CC348	1	
Sensor – Air Temperature – Inlet	CAT023	1	
Sensor – Camshaft	CSCA84	1	
Sensor – Coolant Temperature	CCS31	1	
Sensor – Crankshaft	CSCA25	1	T22SED Engine
Sensor – Exhaust Oxygen	COS732	1	Direct Fit 1 Wire
Sensor – Exhaust Oxygen	COS734	1	T22SED: Direct Fit 2 Wire
Sensor – Exhaust Oxygen – Universal	COS720	1	Universal 1 Wire
Sensor – Exhaust Oxygen – Universal	COS723	1	T22SED: Universal 2 Wire
Sensor – MAP	CMS210	1	
Sensor – Temperature Gauge	CTS136	1	
Sensor – Throttle Position	CTPS131	1	
Switch – Radiator Fan	CFS52	1	C20SED Engine
Valve – Idle Speed Control	CIA008	1	
Matiz M100			
10/99-7/02 3 Cyl 0.8L F8CV SOHC 6V EPFI FWD			
Ignition – Coil – Standard	CC221	1	
Ignition – Distributor Cap	JP410	1	DAC
Ignition – Distributor Cap	JP407	1	MANDO
Sensor – Crankshaft	CSCA77	1	MANDO
Sensor – Exhaust Oxygen	COS744	1	Direct Fit 4 Wire: To 12/2000
Sensor – Exhaust Oxygen	COS873	1	Direct Fit 4 Wire: From 12/2000
Sensor – Exhaust Oxygen – Universal	COS724	1	Universal 4 Wire: To 7/2002
Sensor – Temperature Gauge	CTS136	1	
Musso			
7/98-12/02 6 Cyl 3.2L M162.990 DOHC 24V ESPFI FT4WD			
Ignition – Coil – Standard	CC369	3	
Sensor – Camshaft	CSCA107	1	
Sensor – MAP	CMS229	1	
Nubira J100: J150			
6/97-5/00 4 Cyl 1.6L A16DMS DOHC 16V MPFI FWD			
Ignition – Coil and Igniter	CC348	1	
Sensor – Coolant Temperature	CCS31	1	
Sensor – Crankshaft	CSCA26	1	
Sensor – Exhaust Oxygen	COS732	1	Direct Fit 1 Wire
Sensor – Exhaust Oxygen – Universal	COS720	1	Universal 1 Wire
Sensor – Knock Control	CKS111	1	From 11/1998
Sensor – MAP	CMS206	1	
Sensor – Temperature Gauge	CTS146	1	
Sensor – Throttle Position	CTPS131	1	
Switch – Oil Pressure Warning Light	CPS48	1	
Switch – Radiator Fan	CFS52	1	

APPLICATION GUIDE



Daewoo	Part No	Qty	Notes
Nubira J100: J150 5/98-8/03 4 Cyl 2.0L X20SED DOHC 16V MPFi FWD			
Ignition – Coil and Igniter	CC348	1	
Sensor – Air Temperature – Inlet	CAT023	1	
Sensor – Exhaust Oxygen	COS732	1	Direct Fit 1 Wire
Sensor – Exhaust Oxygen – Universal	COS720	1	Universal 1 Wire
Sensor – Knock Control	CKS113	1	3 Pin: From 7/2001
Sensor – MAP	CMS210	1	
Sensor – Temperature Gauge	CTS127	1	Series I: To 5/2000
Sensor – Temperature Gauge	CTS136	1	Series II: From 10/1999
Sensor – Throttle Position	CTPS131	1	
Valve – Idle Speed Control	CIA008	1	
Tacuma U100 10/00-12/04 4 Cyl 2.0L T20SED DOHC 16V EPFI FWD			
Ignition – Coil and Igniter	CC348	1	
Sensor – Camshaft	CSCA84	1	
Sensor – Exhaust Oxygen	COS734	1	Direct Fit 2 Wire
Sensor – Exhaust Oxygen	COS744	1	Direct Fit 4 Wire: After Catalyst
Sensor – Exhaust Oxygen – Universal	COS723	1	Universal 2 Wire
Sensor – Exhaust Oxygen – Universal	COS724	1	Universal 4 Wire: After Catalyst
Sensor – Knock Control	CKS113	1	
Sensor – MAP	CMS210	1	
Sensor – Temperature Gauge	CTS136	1	
Sensor – Throttle Position	CTPS131	1	
Valve – Idle Speed Control	CIA008	1	
Daihatsu			
Applause A101 10/89-1/98 4 Cyl 1.6L HDE SOHC 16V EFi FWD			
Ignition – Coil – Standard	CC255	1	To 6/1992
Ignition – Coil – Standard	CC281	1	From 7/1992 To 9/1997
Ignition – Distributor Cap	JP732	1	Denso Electronic Distributor
Ignition – Distributor Rotor	DR128	1	Denso Electronic Distributor
Ignition – Module & Pickup / Trigger	CM404	1	From 1/1990
Sensor – Coolant Temperature	CCS30	1	To 4/1994
Sensor – Coolant Temperature	CCS39	1	From 4/1994
Sensor – Exhaust Oxygen	COS730	1	Direct Fit 1 Wire With Flange
Sensor – Exhaust Oxygen – Universal	COS722	1	Universal 1 Wire With Flange
Sensor – Temperature Gauge	CTS114	1	
Switch – Oil Pressure Warning Light	CPS23	1	
Switch – Radiator Fan	CFS56	1	
Switch – Reverse Light	CRS101	1	
Applause A101B 10/97-11/99 4 Cyl 1.6 HDE SOHC 16V EFi FWD			
Ignition – Coil – Standard	CC281	1	
Sensor – Exhaust Oxygen	COS730	1	Direct Fit 1 Wire With Flange
Sensor – Exhaust Oxygen – Universal	COS722	1	Universal 1 Wire With Flange
Charade G10: G11 Incl. CXT Turbo 4/80-5/87 3 Cyl 1.0L CB20: CB50: 60 SOHC 6V Carb. FWD			
Ignition – Distributor Cap	JP572	1	Denso Points Distributor
Ignition – Distributor Condenser	MC418	1	Denso Points Distributor
Ignition – Distributor Points / Contact Set	S204V	1	Denso Points Distributor
Ignition – Distributor Rotor	JR527	1	Denso Points Distributor
Sensor – Temperature Gauge	CTS126	1	
Switch – Oil Pressure Warning Light	CPS23	1	
Switch – Radiator Fan	CFS72	1	

APPLICATION GUIDE



Daihatsu	Part No	Qty	Notes
Charade G11 (NZ Market) 1983-88 3 Cyl 1.0L CB SOHC 6V			
Ignition – Coil – Standard	CC211	1	Denso Electronic Distributor
Ignition – Distributor Cap	JP572	1	Denso Electronic Distributor
Ignition – Distributor Rotor	JR527	1	Denso Electronic Distributor
Charade G100 Turbo 6/87-10/88 3 Cyl 1.0L CB61 SOHC 6V Carb. FWD			
Ignition – Coil – Standard	CC255	1	
Ignition – Distributor Cap	JP572	1	
Charade G100 6/87-1/93 3 Cyl 1.0L CB23 SOHC 6V Carb. FWD			
Ignition – Coil – Standard	CC255	1	
Ignition – Distributor Cap	JP572	1	Denso Points Distributor
Ignition – Distributor Condenser	MC418	1	Denso Points Distributor
Ignition – Distributor Points / Contact Set	S204V	1	Denso Points Distributor
Ignition – Distributor Rotor	JR527	1	Denso Points Distributor
Sensor – Temperature Gauge	CTS114	1	
Switch – Oil Pressure Warning Light	CPS23	1	
Switch – Radiator Fan	CFS72	1	
Charade G102S (NZ Market) 1988-92 4 Cyl 1.3L HC SOHC 16V			
Ignition – Coil – Standard	CC255	1	Denso Electronic Distributor
Ignition – Distributor Cap	JP732	1	Denso Electronic Distributor
Ignition – Distributor Rotor	DR128	1	Denso Electronic Distributor
Charade G102 10/88-7/93 4 Cyl 1.3L HCE SOHC 16V EFI FWD			
Ignition – Coil – Standard	CC255	1	From 11/1990
Ignition – Distributor Cap	JP732	1	Denso Electronic Distributor
Ignition – Distributor Rotor	DR843	1	Denso Electronic Distributor
Sensor – Coolant Temperature	CCS30	1	
Sensor – Exhaust Oxygen	COS730	1	Direct Fit 1 Wire With Flange
Sensor – Exhaust Oxygen – Universal	COS722	1	Universal 1 Wire With Flange
Sensor – Temperature Gauge	CTS114	1	
Switch – Oil Pressure Warning Light	CPS23	1	
Switch – Radiator Fan	CFS56	1	
Charade G200S (NZ Market) 1993-97 4 Cyl 1.3L HC-E SOHC 16V			
Ignition – Distributor Cap	JP732	1	Denso Electronic Distributor
Charade G200: G200B: G203: G203B: G203C 6/93-6/00 4 Cyl 1.3L HCE: 1.5L HEE SOHC 16V EFI FWD			
Ignition – Coil – Standard	CC282	1	
Ignition – Distributor Cap	JP834	1	Denso Electronic Distributor
Ignition – Distributor Rotor	JR818	1	Denso Electronic Distributor
Sensor – Air Temperature – Inlet	CAT029	1	
Sensor – Coolant Temperature	CCS30	1	G200B
Sensor – Coolant Temperature	CCS33	1	G200 with HCE engine: G203 with HEE engine
Sensor – Exhaust Oxygen	COS730	1	Direct Fit 1 Wire With Flange
Sensor – Exhaust Oxygen – Universal	COS720	1	Universal 1 Wire With Flange
Sensor – Temperature Gauge	CTS110	1	
Switch – Radiator Fan	CFS74	1	
Charade G200 10/93-4/96 3 Cyl 1.0L CB SOHC 6V Carb. FWD			
Ignition – Coil – Standard	CC282	1	
Switch – Radiator Fan	CFS72	1	

APPLICATION GUIDE



Daihatsu	Part No	Qty	Notes
Charade G202: G202B 8/94-3/98 3 Cyl 1.0L CB24 SOHC 6V Carb. FWD			
Ignition – Distributor Rotor	JR801	1	Denso Electronic Distributor
Switch – Radiator Fan	CFS74	1	
Charade L500 Centro 3/95-12/97 3 Cyl 0.7L EFEL SOHC 12V EFI FWD			
Ignition – Distributor Cap	JP809	1	Universal 1 Wire
Ignition – Distributor Rotor	JR819	1	
Sensor – Exhaust Oxygen – Universal	COS720	1	
Charade L251S 6/03-12/05 3 Cyl 1.0L EJDE DOHC 12V EPFI FWD			
Sensor – Air Temperature – Inlet	CAT029	1	
Copen L880 Turbo 10/03-12/05 4 Cyl 0.7L JBDET DOHC 16V EPFI FWD			
Sensor – Air Temperature – Inlet	CAT029	1	
Cuore L700S 7/00-9/03 3 Cyl 1.0L EJDE DOHC 12V MPFI FWD			
Sensor – Temperature Gauge	CTS114	1	
Switch – Radiator Fan	CFS37	1	
Delta SV17 1972-76 4 Cyl 1.6L 12R OHV 8V Carb. RWD			
Ignition – Coil – Standard	CIC32R	1	Denso Points Distributor: From 1973
Ignition – Coil – Heavy Duty Oil Filled Type	C80R	1	
Ignition – Coil – Heavy Duty Epoxy Type	CC254	1	
Ignition – Distributor Cap	JP516	1	
Ignition – Distributor Condenser	TC205	1	
Ignition – Distributor Points / Contact Set	S202V	1	
Ignition – Distributor Rotor	JR513	1	
Delta V30: V31: V32: V34 1979-84 4 Cyl 2.0L 5R OHV 8V Carb. RWD			
Ignition – Coil – Standard	CIC32R	1	Denso Points Distributor
Ignition – Coil – Heavy Duty Oil Filled Type	C80R	1	
Ignition – Coil – Heavy Duty Epoxy Type	CC254	1	
Ignition – Distributor Cap	JP642	1	
Ignition – Distributor Condenser	TC206	1	
Ignition – Distributor Points / Contact Set	S204V	1	
Ignition – Distributor Rotor	JR527	1	
Sensor – Temperature Gauge	CTS104	1	
Switch – Oil Pressure Warning Light	CPS24	1	
Delta V67: V68 11/84-10/88 4 Cyl 2.0L 3YC OHV 8V Carb. RWD			
Ignition – Coil – Standard	CIC32R	1	Denso Points Distributor: From 1985
Ignition – Coil – Heavy Duty Oil Filled Type	C80R	1	
Ignition – Coil – Heavy Duty Epoxy Type	CC254	1	
Ignition – Distributor Cap	JP546	1	
Ignition – Distributor Condenser	TC206	1	
Ignition – Distributor Points / Contact Set	S204V	1	
Ignition – Distributor Rotor	JR527	1	
Sensor – Temperature Gauge	CTS106	1	
Switch – Oil Pressure Warning Light	CPS24	1	

APPLICATION GUIDE



Daihatsu	Part No	Qty	Notes
F10			
1975-77 4 Cyl 1.0L FE OHV Carb. 4WD			
Ignition – Coil – Standard	CIC32R	1	
Ignition – Coil – Heavy Duty Oil Filled Type	C80R	1	
Ignition – Coil – Heavy Duty Epoxy Type	CC254	1	
Ignition – Distributor Cap	JP516	1	Denso Points Distributor
Ignition – Distributor Condenser	TC205	1	Denso Points Distributor
Ignition – Distributor Points / Contact Set	S204V	1	Denso Points Distributor
Ignition – Distributor Rotor	JR513	1	Denso Points Distributor
Sensor – Temperature Gauge	CTS126	1	
Switch – Oil Pressure Warning Light	CPS23	1	
F20: F25			
1979-6/84 4 Cyl 1.6L 12R OHV 8V Carb. 4WD			
Ignition – Coil – Standard	CIC32R	1	
Ignition – Coil – Heavy Duty Oil Filled Type	C80R	1	
Ignition – Coil – Heavy Duty Epoxy Type	CC254	1	
Ignition – Distributor Cap	JP546	1	Denso Points Distributor
Ignition – Distributor Condenser	TC205	1	F20: Denso Points Distributor
Ignition – Distributor Condenser	TC206	1	F25: Denso Points Distributor
Ignition – Distributor Points / Contact Set	S204V	1	Denso Points Distributor
Ignition – Distributor Rotor	JR527	1	F20: Denso Points Distributor
Ignition – Distributor Rotor	JR513	1	F25: Denso Points Distributor
Sensor – Temperature Gauge	CTS126	1	
Switch – Oil Pressure Warning Light	CPS23	1	
Feroza F300: F310			
10/88-1/99 4 Cyl 1.6L HDE SOHC 16V EFi 4WD			
Ignition – Coil – Standard	CC255	1	From 9/1990 To 5/1992
Ignition – Coil – Standard	CC281	1	From 9/1990 To 5/1992
Ignition – Distributor Cap	BD102	1	
Ignition – Distributor Rotor	DR128	1	
Sensor – Coolant Temperature	CCS30	1	
Sensor – Exhaust Oxygen – Universal	COS720	1	Universal 1 Wire
Sensor – Temperature Gauge	CTS110	1	
Switch – Brake Light	CSL27	1	
Switch – Oil Pressure Warning Light	CPS23	1	
Handi Van L55V: L60V			
5/81-1/86 2 Cyl 547cc AB30 OHV: 617cc AD10 SOHC 4V Carb. FWD			
Ignition – Coil – Standard	CIC32R	1	
Ignition – Coil – Heavy Duty Oil Filled Type	C80R	1	
Ignition – Coil – Heavy Duty Epoxy Type	CC254	1	
Ignition – Distributor Cap	JP556	1	Denso Points Distributor
Ignition – Distributor Condenser	TC206	1	Denso Points Distributor
Ignition – Distributor Points / Contact Set	S204V	1	Denso Points Distributor
Ignition – Distributor Rotor	JR527	1	Denso Points Distributor
Sensor – Temperature Gauge	CTS126	1	
Switch – Oil Pressure Warning Light	CPS23	1	
Handi Van L80V			
3/86-6/90 3 Cyl 846cc ED10 SOHC 6V Carb. FWD			
Ignition – Coil – Standard	CIC32R	1	
Ignition – Coil – Heavy Duty Oil Filled Type	C80R	1	
Ignition – Coil – Heavy Duty Epoxy Type	CC254	1	
Ignition – Distributor Cap	JP686	1	Denso Points Distributor
Ignition – Distributor Condenser	MC418	1	Denso Points Distributor
Ignition – Distributor Points / Contact Set	S214V	1	Denso Points Distributor
Ignition – Distributor Rotor	JR527	1	Denso Points Distributor
Sensor – Temperature Gauge	CTS114	1	
Switch – Oil Pressure Warning Light	CPS23	1	

APPLICATION GUIDE



Daihatsu	Part No	Qty	Notes
Hi Jet S60T 9/77-6/82 2 Cyl 547cc AB20 SOHC 4V Carb. RWD			
Ignition – Distributor Condenser	TC206	1	Denso Points Distributor: From 1979
Ignition – Distributor Points / Contact Set	S204V	1	Denso Points Distributor: From 1979
Ignition – Distributor Rotor	JR527	1	Denso Points Distributor: From 1979
Sensor – Temperature Gauge	CTS126	1	
Switch – Oil Pressure Warning Light	CPS23	1	
Hi Jet S70 7/82-5/84 3 Cyl 843cc CD20 SOHC 6V Carb. RWD			
Ignition – Coil – Standard	CC211	1	Denso Points Distributor
Ignition – Distributor Cap	JP686	1	Denso Points Distributor
Ignition – Distributor Condenser	TC206	1	Denso Points Distributor
Ignition – Distributor Points / Contact Set	S204V	1	Denso Points Distributor
Ignition – Distributor Rotor	JR527	1	Denso Points Distributor
Sensor – Temperature Gauge	CTS126	1	
Switch – Oil Pressure Warning Light	CPS23	1	
Hi Jet S75: S76 6/84-6/86 3 Cyl 993cc CB22 SOHC 6V Carb. RWD			
Ignition – Coil – Standard	CIC32R	1	
Ignition – Coil – Heavy Duty Oil Filled Type	C80R	1	
Ignition – Coil – Heavy Duty Epoxy Type	CC254	1	
Ignition – Distributor Cap	JP692	1	Denso Points Distributor
Ignition – Distributor Condenser	TC206	1	Denso Points Distributor
Ignition – Distributor Points / Contact Set	S204V	1	Denso Points Distributor
Ignition – Distributor Rotor	JR527	1	Denso Points Distributor
Switch – Oil Pressure Warning Light	CPS23	1	
Hi Jet S85VL (NZ Market) 1983-93 3 Cyl 1.0L CB22 SOHC			
Ignition – Coil – Standard	CC211	1	
Ignition – Distributor Cap	JP986	1	
Hi Jet S85 10/87-6/90 3 Cyl 993cc CB22 SOHC 6V Carb. RWD			
Ignition – Coil – Standard	CIC32R	1	
Ignition – Coil – Heavy Duty Oil Filled Type	C80R	1	
Ignition – Coil – Heavy Duty Epoxy Type	CC254	1	
Ignition – Distributor Condenser	TC206	1	Denso Points Distributor
Ignition – Distributor Points / Contact Set	S204V	1	Denso Points Distributor
Ignition – Distributor Rotor	JR527	1	Denso Points Distributor
Mira L201 11/90-12/92 3 Cyl 847cc ED10 SOHC 6V Carb. FWD			
Ignition – Coil – Standard	CC255	1	To 8/1992
Ignition – Distributor Cap	JP808	1	
Ignition – Distributor Rotor	JR819	1	
Mira L200: L201 12/92-4/95 3 Cyl 660cc EFEL SOHC 12V EFI FWD			
Ignition – Coil – Standard	CC282	1	
Ignition – Distributor Cap	JP808	1	
Ignition – Distributor Cap	JP809	1	From 1992
Ignition – Distributor Rotor	JR801	1	Denso Electronic Distributor
Sensor – Coolant Temperature	CCS30	1	
Sensor – Temperature Gauge	CTS114	1	
Switch – Oil Pressure Warning Light	CPS23	1	
Switch – Radiator Fan	CFS90	1	

APPLICATION GUIDE



Daihatsu	Part No	Qty	Notes
Move L601 2/97-1/99 3 Cyl 847cc ED20 SOHC 6V MPFi FWD			
Ignition – Coil – Standard	CC282	1	
Ignition – Distributor Cap	JP809	1	Denso Electronic Distributor
Ignition – Distributor Rotor	JR801	1	Denso Electronic Distributor
Sensor – Exhaust Oxygen – Universal	COS720	1	Universal 1 Wire
Pyzar G303 2/97-9/98 4 Cyl 1.5L HEEG SOHC 16V EFI FWD			
Ignition – Coil – Standard	CC282	1	
Ignition – Distributor Cap	JP834	1	Denso Electronic Distributor
Sensor – Air Temperature – Inlet	CAT029	1	
Pyzar G301 10/98-7/00 4 Cyl 1.6L HDEP SOHC 16V EFI FWD			
Ignition – Coil – Standard	CC255	1	
Ignition – Distributor Cap	JP834	1	Denso Electronic Distributor
Sensor – Air Temperature – Inlet	CAT029	1	
Rocky F80: F85: F87 Carb 6/84-1/89 4 Cyl 2.0L 3YC OHV 8V Carb. 4WD			
Ignition – Coil – Standard	CIC32R	1	Points Ignition
Ignition – Coil – Standard	CC217	1	Electronic Ignition: From 9/1987
Ignition – Coil – Heavy Duty Oil Filled Type	C80R	1	Points Ignition
Ignition – Coil – Heavy Duty Epoxy Type	CC254	1	Points Ignition
Ignition – Distributor Cap	JP546	1	Denso Points Distributor: To 1987
Ignition – Distributor Cap	JP584	1	Electronic Ignition: From 9/1987
Ignition – Distributor Condenser	TC209	1	Denso Points Distributor: To 1987
Ignition – Distributor Points / Contact Set	S204V	1	Denso Points Distributor: To 1987
Ignition – Distributor Rotor	JR527	1	Denso Points Distributor: To 1987
Sensor – Temperature Gauge	CTS126	1	
Switch – Oil Pressure Warning Light	CPS24	1	
Rocky F70 Incl Turbo: F75 Diesel 1985-92 4 Cyl 2.8L DL OHV Di 4WD			
Sensor – Temperature Gauge	CTS113	1	
Switch – Oil Pressure Warning Light	CPS23	1	
Rocky F80: F85 EFI 10/87-1/89 4 Cyl 2.0L 3YE OHV 8V EFI 4WD			
Ignition – Coil – Standard	CC217	1	
Ignition – Distributor Cap	JP584	1	Denso Points Distributor
Ignition – Distributor Rotor	JR573	1	Denso Points Distributor
Sensor – Coolant Temperature	CCS20	1	
Sensor – Exhaust Oxygen	COS730	1	Direct Fit 1 Wire With Flange
Sensor – Exhaust Oxygen – Universal	COS722	1	Universal 1 Wire With Flange
Rocky F75 Turbo: F77 Diesel 1988-93 4 Cyl 2.8L DL OHV Di 4WD			
Sensor – Temperature Gauge	CTS114	1	
Switch – Oil Pressure Warning Light	CPS23	1	
Rocky F73 Diesel: F78 Turbo Diesel 8/93-1/99 4 Cyl 2.8L DL52 OHV 8V Di 4WD			
Sensor – Coolant Temperature	CCS21	1	
Sirion M101: M300 9/00-12/05 4 Cyl 1.3L K3VE DOHC 16V EPFI FWD			
Sensor – Air Temperature – Inlet	CAT029	1	

APPLICATION GUIDE



Daihatsu	Part No	Qty	Notes
Terios J100 (NZ Market)			
1997-99 4 Cyl 1.3L HCEJ SOHC			
Ignition – Distributor Cap	JP732	1	
Terios J100			
7/97-10/00 4 Cyl 1.3L HCEJ SOHC 16V PFI 4WD			
Sensor – Exhaust Oxygen – Universal	COS720	1	Universal 1 Wire
Terios J102			
10/00-12/05 4 Cyl 1.3L K3VE DOHC 16V ESPFI 4WD			
Sensor – Air Temperature – Inlet	CAT029	1	
YRV M201			
7/01-1/05 4 Cyl 1.3L K3VE DOHC 16V ESPFI FWD			
Sensor – Air Temperature – Inlet	CAT029	1	
Daimler			
Double Six Series II			
1973-9/79 V12 Cyl 5.3L Carb. & MPFI RWD			
Sensor – Temperature Gauge	CTS119	1	
Switch – Oil Pressure Warning Light	CPS31	1	
Sovereign Series II			
1/79-12/82 6 Cyl 4.2L EFi RWD			
Ignition – Coil – Standard	CIC32R	1	
Ignition – Coil – Heavy Duty Oil Filled Type	C80R	1	
Ignition – Coil – Heavy Duty Epoxy Type	CC254	1	
Ignition – Distributor Cap	BD290	1	Lucas Points Distributor
Ignition – Distributor Condenser	LC104	1	Lucas Points Distributor
Ignition – Distributor Points / Contact Set	L24V	1	Lucas Points Distributor
Ignition – Distributor Rotor	BD287	1	Lucas Points Distributor
Sensor – Temperature Gauge	CTS119	1	
Switch – Oil Pressure Warning Light	CPS31	1	
Dodge			
AT4			
1964-66 6 Cyl All OHV Carb. RWD			
Ignition – Coil – Standard	CIC32R	1	
Ignition – Coil – Heavy Duty Oil Filled Type	C80R	1	
Ignition – Coil – Heavy Duty Epoxy Type	CC254	1	
Ignition – Distributor Cap	BH74	1	Bosch Points Distributor
Ignition – Distributor Condenser	BC63	1	Bosch Points Distributor
Ignition – Distributor Points / Contact Set	S4V	1	Bosch Points Distributor
Ignition – Distributor Rotor	BH73	1	Bosch Points Distributor
AT4			
1967-73 6 Cyl All OHV Carb. RWD			
Ignition – Coil – Standard	CIC32R	1	
Ignition – Coil – Heavy Duty Oil Filled Type	C80R	1	
Ignition – Coil – Heavy Duty Epoxy Type	CC254	1	
Ignition – Distributor Cap	BH74	1	Bosch Points Distributor
Ignition – Distributor Points / Contact Set	S1V	1	Bosch Points Distributor
Ignition – Distributor Rotor	BH73	1	Bosch Points Distributor

APPLICATION GUIDE



Dodge	Part No	Qty	Notes
AT4			
1970-73 6 Cyl 245ci Hemi 245 OHV 12V Carb. RWD			
Ignition – Coil – Standard	C1C32R	1	
Ignition – Coil – Heavy Duty Oil Filled Type	C80R	1	
Ignition – Coil – Heavy Duty Epoxy Type	CC254	1	
Ignition – Distributor Cap	BH82	1	Bosch Points Distributor
Ignition – Distributor Condenser	BC70	1	Bosch Points Distributor
Ignition – Distributor Points / Contact Set	S11V	1	Bosch Points Distributor
Ignition – Distributor Rotor	DR463	1	Bosch Points Distributor
AT4			
1970-73 V8 Cyl 318ci Carb. RWD			
Ignition – Coil – Standard	C1C32R	1	
Ignition – Coil – Heavy Duty Oil Filled Type	C80R	1	
Ignition – Coil – Heavy Duty Epoxy Type	CC254	1	
Ignition – Distributor Cap	BD280	1	Lucas Points Distributor
Ignition – Distributor Condenser	LC103	1	Lucas Points Distributor
Ignition – Distributor Rotor	BD257	1	Lucas Points Distributor
D5N			
1973-74 V8 Cyl 318/360 Carb. RWD			
Ignition – Coil – Standard	C1C32R	1	
Ignition – Coil – Heavy Duty Oil Filled Type	C80R	1	
Ignition – Coil – Heavy Duty Epoxy Type	CC254	1	
Ignition – Distributor Cap	BD280	1	Lucas Electronic Distributor
Ignition – Distributor Rotor	BD257	1	Lucas Electronic Distributor
D5N			
1973-76 6 Cyl Carb. RWD			
Ignition – Coil – Standard	C1C32R	1	
Ignition – Coil – Heavy Duty Oil Filled Type	C80R	1	
Ignition – Coil – Heavy Duty Epoxy Type	CC254	1	
Ignition – Distributor Cap	BH82	1	Bosch Points Distributor
Ignition – Distributor Condenser	BC70	1	Bosch Points Distributor
Ignition – Distributor Points / Contact Set	S11V	1	Bosch Points Distributor
Ignition – Distributor Rotor	DR463	1	Bosch Points Distributor
D5N			
1974-79 V8 Cyl 318ci Carb. RWD			
Ignition – Coil – Standard	C1C32R	1	
Ignition – Coil – Heavy Duty Oil Filled Type	C80R	1	
Ignition – Coil – Heavy Duty Epoxy Type	CC254	1	
Ignition – Distributor Cap	BH84	1	Bosch Electronic Distributor
Ignition – Distributor Rotor	BH87	1	Bosch Electronic Distributor
D5N			
1976-79 6 Cyl 245ci Carb. RWD			
Ignition – Coil – Standard	C1C32R	1	
Ignition – Coil – Heavy Duty Oil Filled Type	C80R	1	
Ignition – Coil – Heavy Duty Epoxy Type	CC254	1	
Ignition – Distributor Cap	BH82	1	Bosch Electronic Distributor
Ignition – Distributor Rotor	DR463	1	Bosch Electronic Distributor
Phoenix			
1970-73 V8 Cyl 318ci Carb. RWD			
Ignition – Coil – Standard	C1C32R	1	
Ignition – Coil – Heavy Duty Oil Filled Type	C80R	1	
Ignition – Coil – Heavy Duty Epoxy Type	CC254	1	
Ignition – Distributor Cap	BD130	1	
Ignition – Distributor Condenser	BC868	1	
Ignition – Distributor Rotor	AL104	1	
Ignition – Distributor Points / Contact Set	S95V	1	

APPLICATION GUIDE



Eunos	Part No	Qty	Notes
30X EC			
11/92-5/96 V6 Cyl 1.8L K8 DOHC 24V EFi FWD			
Ignition – Coil – Standard	CC248	1	
Ignition – Distributor Cap	JP726	1	Mitsubishi Electronic Distributor
Ignition – Distributor Rotor	DR135	1	Mitsubishi Electronic Distributor
Sensor – Coolant Temperature	CCS21	1	
Sensor – Crankshaft	CSCA61	1	In Distributor
Sensor – Crankshaft	CSCA49	1	External to Distributor
Sensor – Exhaust Oxygen	COS880	1	Direct Fit 4 Wire
Sensor – Exhaust Oxygen – Universal	COS724	1	Universal 4 Wire
Sensor – Knock Control	CKS119	1	
Sensor – Temperature Gauge	CTS110	1	
Sensor – Throttle Position	CTPS149	1	
Switch – Oil Pressure Warning Light	CPS24	1	
500 CA			
11/92-12/96 V6 Cyl 2.0L KF DOHC 24V EFi FWD			
Ignition – Distributor Cap	JP408	1	Mitsubishi Electronic Distributor
Ignition – Distributor Rotor	JR405	1	Mitsubishi Electronic Distributor
Sensor – Coolant Temperature	CCS21	1	
Sensor – Crankshaft	CSCA61	1	In Distributor
Sensor – Crankshaft	CSCA49	1	External to Distributor
Sensor – Exhaust Oxygen	COS764	1	Direct Fit 4 Wire: Front
Sensor – Exhaust Oxygen	COS763	1	Direct Fit 4 Wire: Rear
Sensor – Exhaust Oxygen – Universal	COS724	2	Universal 4 Wire
Sensor – Knock Control	CKS119	1	
Sensor – Temperature Gauge	CTS110	1	
Sensor – Throttle Position	CTPS149	1	
Switch – Oil Pressure Warning Light	CPS24	1	
500 CA8P (NZ Market)			
1994-99 V6 Cyl 1.8L K8			
Ignition – Distributor Cap	JP726	1	
Ignition – Distributor Rotor	DR135	1	
800 TA5A (NZ Market)			
1992-96 V6 Cyl 2.5L KL DOHC			
Ignition – Distributor Cap	JP726	1	
800 TA			
3/94-5/96 V6 Cyl 2.5L KL DOHC 24V EFi RWD			
Ignition – Coil – Standard	CC252	1	
Ignition – Distributor Cap	BD134	1	
Ignition – Distributor Rotor	DR135	1	
Ignition – Module & Pickup / Trigger	CSCA59	1	
Sensor – Air Temperature – Inlet	CAT010	1	
Sensor – Exhaust Oxygen	COS764	1	Direct Fit 4 Wire: Front
Sensor – Exhaust Oxygen	COS763	1	Direct Fit 4 Wire: Rear
Sensor – Exhaust Oxygen – Universal	COS724	1	Universal 4 Wire
Sensor – Knock Control	CKS119	1	
Sensor – Temperature Gauge	CTS110	1	
Sensor – Throttle Position	CTPS149	1	
Switch – Brake Light	CSL69	1	Without Cruise Control
Switch – Oil Pressure Warning Light	CPS24	1	20 kPa
Switch – Oil Pressure Warning Light	CPS37	1	40 kPa
800M TA			
3/94-5/96 6 Cyl 2.3L KJ (Miller) EFi RWD			
Sensor – Air Temperature – Inlet	CAT013	1	
Sensor – Temperature Gauge	CTS110	1	
Switch – Brake Light	CSL69	1	Without Cruise Control

APPLICATION GUIDE



Eunos	Part No	Qty	Notes
Presso EC8S (NZ Market) 1991-95 V6 Cyl 1.8L K8			
Ignition – Distributor Cap	JP726	1	
Ignition – Distributor Rotor	DR135	1	
Ferrari			
328 GTS 6/86-6/90 V8 Cyl 3.2L DOHC 32V EFI RWD			
Sensor – Exhaust Oxygen	COS788	1	Direct Fit 3 Wire
Sensor – Exhaust Oxygen – Universal	COS721	1	Universal 3 Wire
348 TS 11/90-12/94 V8 Cyl 3.4L DOHC 32V EFI RWD			
Sensor – Exhaust Oxygen – Universal	COS724	1	Universal 4 Wire
Mondial 3.2 6/86-6/90 V8 Cyl 3.2L DOHC 32V EFI RWD			
Sensor – Exhaust Oxygen	COS788	1	Direct Fit 3 Wire
Sensor – Exhaust Oxygen – Universal	COS721	1	Universal 3 Wire
Mondial 6/90-6/94 V8 Cyl 3.4L DOHC 32V EFI RWD			
Sensor – Exhaust Oxygen – Universal	COS724	1	Universal 4 Wire
Fiat			
Argenta 3/83-9/85 4 Cyl 2.0L 132D DOHC EFI RWD			
Ignition – Coil – Standard	CC212	1	
Switch – Oil Pressure Warning Light	CPS21	1	
Croma 3/88-7/89 4 Cyl 2.0L DOHC EFI FWD			
Ignition – Module	CM409	1	
Regata 85S 10/85-12/87 4 Cyl 1.5L 138B SOHC Carb. FWD			
Ignition – Coil – Standard	CIC31	1	Marelli Electronic Distributor
Ignition – Coil – Heavy Duty Oil Filled Type	C80	1	
Ignition – Distributor Cap	FT558	1	
Ignition – Module	CM410	1	
Switch – Oil Pressure Warning Light	CPS21	1	
Regata 100S 10/85-7/89 4 Cyl 1.6L 149A DOHC Carb. FWD			
Ignition – Distributor Cap	FT558	1	Marelli Electronic Distributor
Ignition – Module	CM410	1	Digiplex Electronic Ignition
Switch – Oil Pressure Warning Light	CPS21	1	
Super Brava 8/81-9/85 4 Cyl 2.0L 132C DOHC Carb. RWD			
Ignition – Module	CM410	1	
X1/9 5/78-12/83 4 Cyl 1.3L 128AS: 1.5L 138AS OHC Carb. RWD			
Ignition – Coil – Standard	CIC31	1	Marelli Points Distributor
Ignition – Coil – Heavy Duty Oil Filled Type	C80	1	
Ignition – Distributor Condenser	MC41	1	
Ignition – Distributor Points / Contact Set	S152V	1	
Switch – Oil Pressure Warning Light	CPS21	1	

APPLICATION GUIDE



Ford	Part No	Qty	Notes
Bronco 1/81-12/84 6 Cyl 4.1L OHV Carb. 4WD			
Ignition – Coil – Standard	CC215	1	
Ignition – Distributor Cap	BH118	1	Bosch Electronic Distributor
Ignition – Distributor Rotor	BH101	1	Bosch Electronic Distributor
Ignition – Module	CM418	1	
Bronco 3/81-8/85 V8 Cyl 5.8L C OHV Carb. 4WD			
Ignition – Coil – Standard	CC215	1	
Ignition – Distributor Cap	BH84	1	Bosch Electronic Distributor
Ignition – Distributor Rotor	BH101	1	Bosch Electronic Distributor
Ignition – Module	CM418	1	Bosch Electronic Distributor
Sensor – Coolant Temperature	CCS29	1	
Bronco 9/85-12/87 V8 Cyl 5.0L 302W OHV 16V EFI 4WD			
Ignition – Coil – Standard	CC205	1	
Ignition – Distributor Cap	FO100	1	Ford Electronic Distributor
Ignition – Distributor Cap Base	BC146	1	Ford Electronic Distributor
Ignition – Distributor Rotor	FO95	1	Ford Electronic Distributor
Ignition – Module	CM426	1	Ford Electronic Distributor
Sensor – Air Temperature – Inlet	CAT003	1	
Sensor – Coolant Temperature	CCS29	1	
Sensor – Exhaust Oxygen	COS733	1	Direct Fit 3 Wire
Sensor – Exhaust Oxygen – Universal	COS721	1	Universal 3 Wire
Sensor – MAP	CMS205	1	
Capri 5/69-4/73 4 Cyl 1.6L JB Carb. RWD			
Ignition – Coil – Standard	CIC32R	1	
Ignition – Coil – Heavy Duty Oil Filled Type	C80R	1	
Ignition – Coil – Heavy Duty Epoxy Type	CC254	1	
Ignition – Distributor Cap	FO92	1	Ford Points Distributor: To 1971
Ignition – Distributor Cap	BD278	1	Lucas Points Distributor
Ignition – Distributor Condenser	AC61	1	Ford Points Distributor: To 1971
Ignition – Distributor Condenser	LC103	1	Lucas Points Distributor
Ignition – Distributor Points / Contact Set	S82V	1	Ford Points Distributor: To 1971
Ignition – Distributor Points / Contact Set	L19V	1	Lucas Points Distributor
Ignition – Distributor Rotor	FO77	1	Ford Points Distributor: To 1971
Ignition – Distributor Rotor	BD256	1	Lucas Points Distributor
Sensor – Temperature Gauge	CTS122	1	
Switch – Oil Pressure Warning Light	CPS31	1	
Capri 2/70-4/73 V6 Cyl 3.0L Essex OHV Carb. RWD			
Ignition – Coil – Standard	CIC32R	1	
Ignition – Coil – Heavy Duty Oil Filled Type	C80R	1	
Ignition – Coil – Heavy Duty Epoxy Type	CC254	1	
Ignition – Distributor Condenser	AC61	1	Ford Points Distributor
Ignition – Distributor Points / Contact Set	S83V	1	Ford Points Distributor
Ignition – Distributor Rotor	FO77	1	Ford Points Distributor
Sensor – Temperature Gauge	CTS122	1	
Switch – Oil Pressure Warning Light	CPS31	1	

APPLICATION GUIDE



Ford	Part No	Qty	Notes
Capri SA 10/89-9/90 4 Cyl 1.6L B6 SOHC 8V EFi FWD			
Ignition – Coil – Standard	CC219	1	
Ignition – Distributor Cap	JP680	1	
Ignition – Distributor Rotor	JR617	1	
Ignition – Module	CM405	1	
Ignition – Pickup / Trigger	CIT106	1	
Sensor – Coolant Temperature	CCS20	1	
Sensor – Exhaust Oxygen	COS736	1	Direct Fit 1 Wire
Sensor – Exhaust Oxygen – Universal	COS720	1	Universal 1 Wire
Sensor – Temperature Gauge	CTS111	1	
Sensor – Throttle Position	CTPS104	1	
Switch – Brake Light	CSL47	1	
Switch – Radiator Fan	CFS51	1	
Capri SA: SB (SA Series II): SC: SE Turbo 10/89-7/94 4 Cyl 1.6L B6T DOHC 16V EFi FWD			
Ignition – Coil – Standard	CC219	1	
Ignition – Distributor Cap	JP706	1	Mitsubishi Electronic Distributor
Ignition – Distributor Rotor	JR625	1	Mitsubishi Electronic Distributor
Ignition – Module	CM425	1	Cylinder Sensor
Ignition – Pickup / Trigger	CIT106	1	
Sensor – Coolant Temperature	CCS20	1	
Sensor – Exhaust Oxygen	COS736	1	Direct Fit 1 Wire
Sensor – Exhaust Oxygen – Universal	COS720	1	Universal 1 Wire
Sensor – Temperature Gauge	CTS115	1	
Switch – Brake Light	CSL47	1	
Switch – Radiator Fan	CFS42	1	
Capri SB (SA Series II): SC: SE 10/90-7/94 4 Cyl 1.6L B6 DOHC 16V MPFi FWD			
Ignition – Coil – Standard	CC219	1	
Ignition – Distributor Cap	BD129	1	Mitsubishi Electronic Distributor
Ignition – Distributor Rotor	JR617	1	Mitsubishi Electronic Distributor
Ignition – Module	CM424	1	Mitsubishi Electronic Distributor
Ignition – Pickup / Trigger	CIT121	1	Mitsubishi Electronic Distributor
Sensor – Coolant Temperature	CCS20	1	
Sensor – Exhaust Oxygen	COS736	1	Direct Fit 1 Wire
Sensor – Exhaust Oxygen – Universal	COS720	1	Universal 1 Wire
Sensor – Temperature Gauge	CTS115	1	
Sensor – Throttle Position	CTPS104	1	
Switch – Brake Light	CSL47	1	
Switch – Radiator Fan	CFS42	1	
Corsair UA 11/89-12/92 4 Cyl 2.0L CA20E SOHC 8V EFi FWD			
Ignition – Coil – Standard	CC200	1	
Ignition – Distributor Cap	BH176	1	Bosch Electronic Distributor: To 6/1991
Ignition – Distributor Rotor	BH229	1	Bosch Electronic Distributor: To 6/1991
Ignition – Module	CM422	1	
Sensor – Coolant Temperature	CCS20	1	
Sensor – Exhaust Oxygen	COS748	1	Direct Fit 1 Wire
Sensor – Exhaust Oxygen – Universal	COS720	1	Universal 1 Wire
Switch – Oil Pressure Warning Light	CPS22	1	

APPLICATION GUIDE



Ford	Part No	Qty	Notes
Corsair UA 11/89-12/92 4 Cyl 2.4L KA24E SOHC 12V EFI FWD			
Ignition – Coil – Standard	CC223	1	
Ignition – Distributor Cap	JP720	1	Hitachi Electronic Distributor: To 6/1991
Ignition – Distributor Rotor	JR643	1	Hitachi Electronic Distributor: To 6/1991
Ignition – Module	CM428	1	
Sensor – Air Temperature – Inlet	CAT008	1	
Sensor – Coolant Temperature	CCS20	1	
Sensor – Crankshaft	CSCA05	1	
Sensor – Exhaust Oxygen	COS748	1	Direct Fit 1 Wire
Sensor – Exhaust Oxygen – Universal	COS720	1	Universal 1 Wire
Sensor – Throttle Position	CTPS136	1	Auto Transmission
Sensor – Throttle Position	CTPS137	1	Manual Transmission
Switch – Oil Pressure Warning Light	CPS28	1	
Cortina Mk.1 1/63-12/65 4 Cyl 1.2L OHV Carb. RWD			
Ignition – Coil – Standard	CIC31	1	
Ignition – Coil – Heavy Duty Oil Filled Type	C80	1	
Ignition – Distributor Cap	BD276	1	Lucas Points Distributor
Ignition – Distributor Condenser	LC103	1	Lucas Points Distributor
Ignition – Distributor Points / Contact Set	L19V	1	Lucas Points Distributor
Ignition – Distributor Rotor	BD229	1	Lucas Points Distributor
Sensor – Temperature Gauge	CTS122	1	
Switch – Oil Pressure Warning Light	CPS31	1	
Cortina GT 7/63-12/66 4 Cyl 1.5L 8V OHV Carb. RWD			
Ignition – Coil – Standard	CIC31	1	
Ignition – Coil – Heavy Duty Oil Filled Type	C80	1	
Ignition – Distributor Cap	BD270	1	Lucas Points Distributor: From 1965
Ignition – Distributor Condenser	LC103	1	Lucas Points Distributor: From 1965
Ignition – Distributor Points / Contact Set	L19V	1	Lucas Points Distributor: From 1965
Ignition – Distributor Rotor	BD229	1	Lucas Points Distributor: From 1965
Sensor – Temperature Gauge	CTS122	1	
Switch – Oil Pressure Warning Light	CPS31	1	
Cortina 220: 240: 440 1/65-8/71 4 Cyl 1.3L OHV 8V Carb. RWD			
Ignition – Coil – Standard	CIC31	1	From 1967
Ignition – Coil – Heavy Duty Oil Filled Type	C80	1	From 1967
Ignition – Distributor Cap	F092	1	Ford Points Distributor: From 1967
Ignition – Distributor Cap	BD278	1	Lucas Points Distributor: From 1967
Ignition – Distributor Condenser	AC61	1	Ford Points Distributor: From 1967
Ignition – Distributor Condenser	LC103	1	Lucas Points Distributor: From 1967
Ignition – Distributor Points / Contact Set	S82V	1	Ford Points Distributor: From 1967
Ignition – Distributor Points / Contact Set	L19V	1	Lucas Points Distributor: From 1967
Ignition – Distributor Rotor	F077	1	Ford Points Distributor: From 1967
Ignition – Distributor Rotor	BD256	1	Lucas Points Distributor: From 1967
Sensor – Temperature Gauge	CTS122	1	
Switch – Oil Pressure Warning Light	CPS31	1	
Cortina 220: 240: 440 3/65-12/67 4 Cyl 1.5L 8V OHV Carb. RWD			
Sensor – Temperature Gauge	CTS122	1	
Switch – Oil Pressure Warning Light	CPS31	1	
Cortina GT Mk.2 1/67-12/67 4 Cyl 1.5L 8V OHV Carb. RWD			
Sensor – Temperature Gauge	CTS122	1	
Switch – Oil Pressure Warning Light	CPS31	1	

APPLICATION GUIDE



Ford	Part No	Qty	Notes
Cortina 220: 240: 440			
1/68-8/71 4 Cyl 1.6L OHV Carb. RWD			
Ignition – Coil – Standard	C1C31	1	
Ignition – Coil – Heavy Duty Oil Filled Type	C80	1	
Ignition – Distributor Cap	F092	1	Ford Points Distributor
Ignition – Distributor Cap	BD278	1	Lucas Points Distributor
Ignition – Distributor Condenser	AC61	1	Ford Points Distributor
Ignition – Distributor Condenser	LC103	1	Lucas Points Distributor
Ignition – Distributor Points / Contact Set	S82V	1	Ford Points Distributor
Ignition – Distributor Points / Contact Set	L19V	1	Lucas Points Distributor
Ignition – Distributor Rotor	F077	1	Ford Points Distributor
Ignition – Distributor Rotor	BD256	1	Lucas Points Distributor
Sensor – Temperature Gauge	CTS122	1	
Switch – Oil Pressure Warning Light	CPS31	1	
Cortina GT Mk.2			
8/68-8/71 4 Cyl 1.6L OHV Carb. RWD			
Ignition – Coil – Standard	C1C31	1	From 1967
Ignition – Coil – Heavy Duty Oil Filled Type	C80	1	From 1967
Sensor – Temperature Gauge	CTS122	1	
Switch – Oil Pressure Warning Light	CPS31	1	
Cortina TC: TD: TE: TF			
8/71-8/82 4 Cyl 2.0L SOHC 8V Carb. RWD			
Ignition – Coil – Standard	C1C32R	1	
Ignition – Coil – Heavy Duty Oil Filled Type	C80R	1	
Ignition – Coil – Heavy Duty Epoxy Type	CC254	1	
Ignition – Distributor Cap	F092	1	Ford Points Distributor: To 1973
Ignition – Distributor Cap	BH100	1	Bosch Points Distributor
Ignition – Distributor Cap	BD278	1	Lucas Points Distributor: To 1976
Ignition – Distributor Condenser	AC61	1	Ford Points Distributor: To 1973
Ignition – Distributor Condenser	BC101	1	Bosch Points Distributor
Ignition – Distributor Condenser	LC103	1	Lucas Points Distributor: To 1976
Ignition – Distributor Points / Contact Set	S83V	1	Ford Points Distributor: To 1973
Ignition – Distributor Points / Contact Set	S11V	1	Bosch Points Distributor
Ignition – Distributor Points / Contact Set	L19V	1	Lucas Points Distributor: To 1976
Ignition – Distributor Rotor	F077	1	Ford Points Distributor: To 1973
Ignition – Distributor Rotor	BH89	1	Bosch Points Distributor
Ignition – Distributor Rotor	BD256	1	Lucas Points Distributor: To 1976
Sensor – Temperature Gauge	CTS122	1	
Switch – Brake Light	CSL51	1	To 5/1977
Switch – Brake Light	CSL20	1	From 6/1977
Switch – Oil Pressure Warning Light	CPS34	1	

APPLICATION GUIDE



Ford	Part No	Qty	Notes
Cortina TC: TD: TE: TF			
10/72-8/82 6 Cyl 3.3L 200: 4.1L 250 OHV 12V Carb. RWD			
Ignition – Coil – Standard	CIC32R	1	Points Ignition
Ignition – Coil – Standard	CC215	1	Electronic Ignition
Ignition – Coil – Heavy Duty Oil Filled Type	C80R	1	Points Ignition
Ignition – Coil – Heavy Duty Epoxy Type	CC254	1	Points Ignition
Ignition – Distributor Cap	BH82	1	Bosch Points Distributor
Ignition – Distributor Cap	BH118	1	Bosch Electronic Distributor
Ignition – Distributor Condenser	BC71	1	Bosch Points Distributor
Ignition – Distributor Points / Contact Set	S11V	1	Bosch Points Distributor
Ignition – Distributor Rotor	DR463	1	Bosch Points Distributor
Ignition – Distributor Rotor	BH101	1	Bosch Electronic Distributor
Ignition – Module	CM418	1	Bosch Electronic Distributor
Ignition – Pickup / Trigger	CIT116	1	Bosch Electronic Distributor
Sensor – Temperature Gauge	CTS122	1	
Switch – Brake Light	CSL51	1	To 5/1977
Switch – Brake Light	CSL20	1	From 6/1977
Switch – Oil Pressure Warning Light	CPS34	1	
Cougar SW, SX			
10/99-3/04 V6 Cyl 2.5L DURATEC DOHC 24V MPFi FWD			
Ignition – Coil – Standard	CC210	1	To 8/2000
Ignition – Coil – Standard	CC387	1	From 9/2000
Sensor – Camshaft	CSCA106	1	From 9/2000
Sensor – Coolant Temperature	CCS43	1	To 8/2000
Sensor – Coolant Temperature	CCS44	1	From 9/2000
Sensor – Crankshaft	CSCA143	1	
Sensor – Exhaust Oxygen	COS765	2	Direct Fit 4 Wire: Manifold
Sensor – Exhaust Oxygen	COS767	1	Direct Fit 4 Wire: Before Catalyst
Sensor – Exhaust Oxygen – Universal	COS724	1	Universal 4 Wire
Switch – Brake Light	CSL62	1	
Courier			
11/78-7/85 4 Cyl 1.8L VC: 2.0L MA SOHC 8V Carb. RWD			
Ignition – Coil – Standard	CIC32R	1	
Ignition – Coil – Heavy Duty Oil Filled Type	C80R	1	
Ignition – Coil – Heavy Duty Epoxy Type	CC254	1	
Ignition – Distributor Cap	JP542	1	Mitsubishi Points Distributor
Ignition – Distributor Condenser	MC413	1	Mitsubishi Points Distributor
Ignition – Distributor Points / Contact Set	S219VU	1	Mitsubishi Points Distributor
Ignition – Distributor Rotor	JR533	1	Mitsubishi Points Distributor
Sensor – Temperature Gauge	CTS112	1	
Switch – Brake Light	CSL47	1	
Switch – Oil Pressure Warning Light	CPS23	1	1.8L
Switch – Oil Pressure Warning Light	CPS25	1	2.0L
Courier Diesel			
4/81-4/96 4 Cyl 2.2L S2: R2 SOHC 8V Di RWD			
Sensor – Temperature Gauge	CTS111	1	
Switch – Brake Light	CSL47	1	
Switch – Oil Pressure Warning Light	CPS23	1	

APPLICATION GUIDE



Ford	Part No	Qty	Notes
Courier PC 6/85-5/92 4 Cyl 2.0L FE SOHC 8V Carb. RWD			
Ignition – Coil – Standard	CIC32R	1	
Ignition – Coil – Heavy Duty Oil Filled Type	C80R	1	
Ignition – Coil – Heavy Duty Epoxy Type	CC254	1	
Ignition – Distributor Cap	JP564	1	Mitsubishi Points Distributor
Ignition – Distributor Condenser	MC413	1	Mitsubishi Points Distributor
Ignition – Distributor Points / Contact Set	S219VU	1	Mitsubishi Points Distributor
Ignition – Distributor Rotor	JR533	1	Mitsubishi Points Distributor
Sensor – Temperature Gauge	CTS111	1	To 1/1990
Sensor – Temperature Gauge	CTS115	1	From 1/1990
Switch – Brake Light	CSL47	1	
Switch – Oil Pressure Warning Light	CPS25	1	
Courier PC 5/87-11/92 4 Cyl 2.6L 4G54 SOHC 8V Carb. 4WD			
Ignition – Coil – Standard	CC202	1	
Ignition – Distributor Cap	JP564	1	
Ignition – Module & Pickup / Trigger	CM404	1	
Courier PC 1/89-6/93 4 Cyl 2.2L F2 SOHC 8V Carb. RWD			
Ignition – Coil – Standard	CC202	1	
Ignition – Distributor Cap	JP680	1	Mitsubishi Electronic Distributor
Ignition – Distributor Rotor	JR617	1	Mitsubishi Electronic Distributor
Ignition – Module	CM405	1	
Ignition – Pickup / Trigger	CIT106	1	
Ignition – Pickup / Trigger	CIT107	1	
Sensor – Temperature Gauge	CTS111	1	To 1/1990
Sensor – Temperature Gauge	CTS115	1	From 1/1990
Courier PC: PD: PE: PG 10/91-7/04 4 Cyl 2.6L G6: G6E SOHC 12V EFI RWD: 4WD			
Ignition – Coil – Standard	CC209	1	
Ignition – Distributor Cap	JP698	1	Mitsubishi Electronic Distributor
Ignition – Distributor Rotor	DR792	1	Mitsubishi Electronic Distributor
Ignition – Module	CM421	1	
Sensor – Air Temperature – Inlet	CAT013	1	
Sensor – Coolant Temperature	CCS46	1	
Sensor – Crankshaft	CSCA53	1	In Distributor: To 11/2002
Sensor – Crankshaft	CSCA144	1	From 11/2002
Sensor – Exhaust Oxygen	COS779	1	Direct Fit 2 Wire: To 2/1999
Sensor – Exhaust Oxygen	COS763	1	Direct Fit 2 Wire: From 2/1999
Sensor – Exhaust Oxygen – Universal	COS723	1	Universal 2 Wire
Sensor – Temperature Gauge	CTS111	1	To 11/2002
Sensor – Temperature Gauge	CTS110	1	From 11/2002
Sensor – Throttle Position	CTPS148	1	
Switch – Brake Light	CSL47	1	
Switch – Oil Pressure Warning Light	CPS23	1	
Switch – Radiator Fan	CFS74	1	
Courier PD Diesel: PE: PG: PH Turbo Diesel 5/96-12/06 4 Cyl 2.5L WL: WLAT SOHC 12V Di RWD: 4WD			
Sensor – Temperature Gauge	CTS110	1	
Courier PH 8/04-2/06 4 Cyl 2.6L G6E SOHC 12V EPFI RWD: 4WD			
Sensor – Temperature Gauge	CTS110	1	

APPLICATION GUIDE



Ford	Part No	Qty	Notes
Courier PH 2/05-12/06 V6 Cyl 4.0L 13V SOHC 12V ESPFI RWD: 4WD			
Ignition – Coil – Standard	CC273	1	
Switch – Brake Light	CSL47	1	
D200: D300 1966-79 6 Cyl 240ci: 300ci Carb. RWD			
Ignition – Coil – Standard	CIC32R	1	
Ignition – Coil – Heavy Duty Oil Filled Type	C80R	1	
Ignition – Coil – Heavy Duty Epoxy Type	CC254	1	
Ignition – Distributor Cap	F091	1	Ford Points Distributor
Ignition – Distributor Condenser	FC79	1	Ford Points Distributor
Ignition – Distributor Points / Contact Set	S80V	1	Ford Points Distributor
Ignition – Distributor Rotor	DR158	1	Ford Points Distributor: From 1967
Econovan 6/79-4/84 4 Cyl 1.6L NA SOHC 8V Carb. RWD			
Ignition – Coil – Standard	CIC32R	1	
Ignition – Coil – Heavy Duty Oil Filled Type	C80R	1	
Ignition – Coil – Heavy Duty Epoxy Type	CC254	1	
Ignition – Distributor Cap	JP564	1	Mitsubishi Points Distributor
Ignition – Distributor Condenser	MC413	1	Mitsubishi Points Distributor
Ignition – Distributor Points / Contact Set	S219VU	1	Mitsubishi Points Distributor
Ignition – Distributor Rotor	JR533	1	Mitsubishi Points Distributor
Sensor – Temperature Gauge	CTS126	1	
Switch – Brake Light	CSL47	1	
Switch – Oil Pressure Warning Light	CPS23	1	
Econovan 4/84-5/97 4 Cyl 1.8L F8 SOHC 8V Carb. RWD			
Ignition – Coil – Standard	CIC32R	1	
Ignition – Coil – Heavy Duty Oil Filled Type	C80R	1	
Ignition – Coil – Heavy Duty Epoxy Type	CC254	1	
Ignition – Distributor Cap	JP680	1	Mitsubishi Points Distributor: Manual Trans.: From 10/1985 To 1/1997
Ignition – Distributor Cap	JP568	1	Mitsubishi Electronic Distributor: From 11/1986
Ignition – Distributor Condenser	MC413	1	Mitsubishi Points Dist.: Manual Transmission: From 10/1985 To 1/1997
Ignition – Distributor Points / Contact Set	S219VU	1	Mitsubishi Points Dist.: Manual Transmission: From 10/1985 To 1/1997
Ignition – Distributor Rotor	JR533	1	Mitsubishi Points Dist.: Manual Transmission: From 10/1985 To 1/1997
Ignition – Distributor Rotor	JR555	1	Mitsubishi Electronic Dist.: Auto Transmission: From 3/1988 To 1/1997
Ignition – Distributor Rotor	JR617	1	Mitsubishi Electronic Dist.: Manual Trans.: From 11/1986 To 1/1997
Ignition – Pickup / Trigger	CIT106	1	From 11/1986 To 1/1989
Ignition – Pickup / Trigger	CIT107	1	From 7/1989
Sensor – Temperature Gauge	CTS111	1	To 1/1990
Sensor – Temperature Gauge	CTS115	1	From 1/1990
Switch – Brake Light	CSL47	1	
Switch – Oil Pressure Warning Light	CPS25	1	

APPLICATION GUIDE



Ford	Part No	Qty	Notes
Econovan			
4/84-12/88 4 Cyl 2.0L FE SOHC 8V Carb. RWD			
Ignition – Coil – Standard	CIC32R	1	
Ignition – Coil – Heavy Duty Oil Filled Type	C80R	1	
Ignition – Coil – Heavy Duty Epoxy Type	CC254	1	
Ignition – Distributor Cap	JP564	1	Mitsubishi Points Distributor: Auto Transmission
Ignition – Distributor Cap	JP680	1	Mitsubishi Points Dist: Manual Transmission
Ignition – Distributor Condenser	MC413	1	Mitsubishi Points Distributor
Ignition – Distributor Points / Contact Set	S219VU	1	Mitsubishi Points Distributor
Ignition – Distributor Rotor	JR533	1	Mitsubishi Points Distributor
Ignition – Pickup / Trigger	CIT106	1	From 11/1986
Sensor – Temperature Gauge	CTS111	1	
Switch – Brake Light	CSL47	1	
Switch – Oil Pressure Warning Light	CPS25	1	
Econovan Diesel			
4/84-5/97 4 Cyl 2.2L R2 SOHC 8V Di RWD			
Sensor – Temperature Gauge	CTS111	1	To 1/1990
Sensor – Temperature Gauge	CTS115	1	From 1/1990
Switch – Brake Light	CSL47	1	
Switch – Oil Pressure Warning Light	CPS23	1	
Econovan			
5/84-12/85 4 Cyl 1.4L UC SOHC 8V Carb. RWD			
Ignition – Coil – Standard	CIC32R	1	
Ignition – Coil – Heavy Duty Oil Filled Type	C80R	1	
Ignition – Coil – Heavy Duty Epoxy Type	CC254	1	
Ignition – Distributor Cap	JP564	1	Mitsubishi Points Distributor
Ignition – Distributor Condenser	MC413	1	Mitsubishi Points Distributor
Ignition – Distributor Points / Contact Set	S219VU	1	Mitsubishi Points Distributor
Ignition – Distributor Rotor	JR533	1	Mitsubishi Points Distributor
Sensor – Temperature Gauge	CTS111	1	
Switch – Brake Light	CSL47	1	
Switch – Oil Pressure Warning Light	CPS23	1	
Econovan			
3/86-2/88 4 Cyl 2.0L FE SOHC 8V Carb. 4WD			
Ignition – Coil – Standard	CIC32R	1	
Ignition – Coil – Heavy Duty Oil Filled Type	C80R	1	
Ignition – Coil – Heavy Duty Epoxy Type	CC254	1	
Ignition – Distributor Cap	JP680	1	Mitsubishi Points Distributor
Ignition – Distributor Condenser	MC413	1	Mitsubishi Points Distributor
Ignition – Distributor Points / Contact Set	S219VU	1	Mitsubishi Points Distributor
Ignition – Distributor Rotor	JR533	1	Mitsubishi Points Distributor
Ignition – Pickup / Trigger	CIT106	1	From 11/1986
Sensor – Temperature Gauge	CTS111	1	To 1/1990
Sensor – Temperature Gauge	CTS115	1	From 1/1990
Switch – Brake Light	CSL47	1	
Switch – Oil Pressure Warning Light	CPS25	1	
Econovan			
1/89-5/97 4 Cyl 2.0L FE SOHC 8V Carb. RWD			
Ignition – Distributor Cap	JP568	1	Mitsubishi Electronic Dist.: Auto Transmission
Ignition – Distributor Cap	JP680	1	Mitsubishi Electronic Dist.: Manual Transmission
Ignition – Distributor Rotor	JR555	1	Mitsubishi Electronic Dist.: Auto Transmission
Ignition – Distributor Rotor	JR617	1	Mitsubishi Electronic Dist.: Manual Transmission
Ignition – Module	CM408	1	Auto Transmission
Ignition – Module	CM405	1	Manual Transmission
Sensor – Temperature Gauge	CTS111	1	To 1/1990
Sensor – Temperature Gauge	CTS115	1	From 1/1990
Switch – Brake Light	CSL47	1	
Switch – Oil Pressure Warning Light	CPS25	1	

APPLICATION GUIDE



Ford	Part No	Qty	Notes
Econovan JG: JH 6/97-2/03 4 Cyl 2.0L FE SOHC 8V Carb. RWD			
Ignition – Coil – Standard	CC209	1	
Ignition – Distributor Cap	JP680	1	Mitsubishi Electronic Distributor
Ignition – Distributor Rotor	JR617	1	Mitsubishi Electronic Distributor
Ignition – Module	CM405	1	
Ignition – Pickup / Trigger	CIT107	1	
Sensor – Temperature Gauge	CTS110	1	
Switch – Brake Light	CSL47	1	
Econovan JH 3/03-7/06 4 Cyl 1.8L F8: 2.0L FES SOHC 8V EPFI RWD			
Ignition – Coil – Standard	CC209	1	
Ignition – Distributor Cap	JP698	1	
Ignition – Distributor Rotor	DR792	1	
Ignition – Module	CM421	1	
Sensor – Air Temperature – Inlet	CAT013	1	Outside air
Sensor – Coolant Temperature	CCS46	1	
Sensor – Exhaust Oxygen	COS902	1	Direct Fit 2 Wire
Sensor – Exhaust Oxygen – Universal	COS723	1	Universal 2 Wire
Sensor – Temperature Gauge	CTS110	1	
Sensor – Throttle Position	CTPS147	1	
Escape BA 2/01-3/03 V6 Cyl 3.0L DURATEC AJ DOHC 24V MPFI 4WD			
Sensor – Crankshaft	CSCA145	1	
Sensor – Exhaust Oxygen	COS836	1	Direct Fit 4 Wire: Front Manifold
Sensor – Exhaust Oxygen	COS916	1	Direct Fit 4 Wire: Rear Manifold
Sensor – Exhaust Oxygen – Universal	COS724	1	Universal 4 Wire: Front and Rear Manifold
Switch – Oil Pressure Warning Light	CPS53	1	
Escape ZB 1/04-5/06 4 Cyl 2.3L L3 MZR DOHC 16V MPFI 4WD			
Sensor – Camshaft	CSCA160	1	
Escape ZC 6/06-2/08 V6 Cyl 3.0L DURATEC DOHC 24V MPFI 4WD			
Sensor – Exhaust Oxygen	COS836	1	Direct Fit 4 Wire: Front Manifold
Sensor – Exhaust Oxygen	COS916	1	Direct Fit 4 Wire: Rear Manifold
Sensor – Exhaust Oxygen – Universal	COS724	1	Universal 4 Wire: Front and Rear Manifold
Escort Mk.I 3/70-9/75 4 Cyl 1.1L: 1.3L OHV 8V Carb. RWD			
Ignition – Coil – Standard	CIC32R	1	
Ignition – Coil – Heavy Duty Oil Filled Type	C80R	1	
Ignition – Coil – Heavy Duty Epoxy Type	CC254	1	
Ignition – Distributor Cap	F098	1	Ford Points Distributor
Ignition – Distributor Cap	BD278	1	Lucas Points Distributor
Ignition – Distributor Condenser	AC61	1	Ford Points Distributor
Ignition – Distributor Condenser	LC103	1	Lucas Points Distributor
Ignition – Distributor Points / Contact Set	S82V	1	Ford Points Distributor
Ignition – Distributor Points / Contact Set	L19V	1	Lucas Points Distributor
Ignition – Distributor Rotor	F077	1	Ford Points Distributor
Ignition – Distributor Rotor	BD256	1	Lucas Points Distributor
Sensor – Temperature Gauge	CTS122	1	
Switch – Oil Pressure Warning Light	CPS31	1	1.1L
Switch – Oil Pressure Warning Light	CPS32	1	1.3L

APPLICATION GUIDE



Ford	Part No	Qty	Notes
Escort Mk.I Twin Cam 5/70-10/71 4 Cyl 1.6L DOHC 8V Carb. RWD			
Ignition – Coil – Standard	CIC32R	1	
Ignition – Coil – Heavy Duty Oil Filled Type	C80R	1	
Ignition – Coil – Heavy Duty Epoxy Type	CC254	1	
Ignition – Distributor Cap	BD268	1	Lucas Points Distributor
Ignition – Distributor Condenser	LC103	1	Lucas Points Distributor
Ignition – Distributor Points / Contact Set	L19V	1	Lucas Points Distributor
Ignition – Distributor Rotor	BD229	1	Lucas Points Distributor
Escort Mk.II 10/75-8/82 4 Cyl 1.3L: 1.6L Crossflow: 2.0L OHV Carb. RWD			
Ignition – Coil – Standard	CIC32R	1	
Ignition – Coil – Heavy Duty Oil Filled Type	C80R	1	
Ignition – Coil – Heavy Duty Epoxy Type	CC254	1	
Ignition – Distributor Cap	BH100	1	Bosch Points Distributor
Ignition – Distributor Cap	F092	1	Ford Points Distributor
Ignition – Distributor Cap	BD276	1	Lucas Points Distributor
Ignition – Distributor Condenser	BC101	1	Bosch Points Distributor
Ignition – Distributor Condenser	AC61	1	Ford Points Distributor
Ignition – Distributor Condenser	LC103	1	Lucas Points Distributor
Ignition – Distributor Points / Contact Set	S11V	1	Bosch Points Distributor
Ignition – Distributor Points / Contact Set	S82V	1	Ford Points Distributor
Ignition – Distributor Points / Contact Set	L19V	1	Lucas Points Distributor
Ignition – Distributor Rotor	BH89	1	Bosch Points Distributor
Ignition – Distributor Rotor	F077	1	Ford Points Distributor
Ignition – Distributor Rotor	BD229	1	Lucas Points Distributor
Sensor – Temperature Gauge	CTS122	1	
Switch – Oil Pressure Warning Light	CPS32	1	
Explorer UN: UP 10/96-6/99 V6 Cyl 4.0L VGE4 OHV 12V EFi 4WD			
Ignition – Coil – Standard	CC273	1	
Sensor – Air Temperature – Inlet	CAT018	1	In air cleaner tube: From 9/1997
Sensor – Camshaft	CSCA92	1	Distributor Drive
Sensor – Coolant Temperature	CCS43	1	
Sensor – Crankshaft	CSCA70	1	
Sensor – Exhaust Oxygen	COS802	2	Direct Fit 4 Wire: LH & RH Side Engine Pipe
Sensor – Exhaust Oxygen	COS836	2	Direct Fit 4 Wire: After Catalyst
Sensor – Exhaust Oxygen – Universal	COS724	4	Universal 4 Wire: LH & RH Side Engine Pipe and After Catalyst
Explorer UN: UP 10/96-6/99 V6 Cyl 4.0L SOHC 12V EFi 4WD			
Ignition – Coil – Standard	CC273	1	
Sensor – Air Temperature – Inlet	CAT018	1	In air cleaner tube: From 9/1997
Sensor – Coolant Temperature	CCS43	1	To 8/1997
Sensor – Coolant Temperature	CCS40	1	From 9/1997
Sensor – Exhaust Oxygen	COS836	1	Direct Fit 4 Wire: LH Side Eng Pipe
Sensor – Exhaust Oxygen	COS802	1	Direct Fit 4 Wire: RH Side Eng Pipe
Sensor – Exhaust Oxygen – Universal	COS724	2	Universal 4 Wire: LH & RH Side Engine Pipe
Switch – Oil Pressure Warning Light	CPS37	1	

APPLICATION GUIDE



Ford	Part No	Qty	Notes
Explorer UQ: US 6/99-10/01 V6 Cyl 4.0L VGE4 OHV 12V MPFi 4WD			
Ignition – Coil – Standard	CC273	1	
Sensor – Camshaft	CSCA92	1	Distributor Drive
Sensor – Crankshaft	CSCA70	1	
Sensor – Exhaust Oxygen	COS802	2	Direct Fit 4 Wire: LH & RH Side Engine Pipe
Sensor – Exhaust Oxygen	COS836	2	Direct Fit 4 Wire: After Catalyst
Sensor – Exhaust Oxygen – Universal	COS724	4	Universal 4 Wire: LH & RH Side Engine Pipe and After Catalyst
Explorer UQ: US 6/99-10/01 V6 Cyl 4.0L SOHC 12V MPFi 4WD			
Ignition – Coil – Standard	CC273	1	
Sensor – Camshaft	CSCA92	1	
Sensor – Coolant Temperature	CCS40	1	
Sensor – Crankshaft	CSCA70	1	
Sensor – Exhaust Oxygen	COS836	1	Direct Fit 4 Wire: LH Side Eng Pipe
Sensor – Exhaust Oxygen	COS802	2	Direct Fit 4 Wire: RH Side Eng Pipe
Sensor – Exhaust Oxygen – Universal	COS724	3	Universal 4 Wire: LH & RH Side Engine Pipe
Sensor – Throttle Position	CTPS119	1	
Explorer UT 11/01-2/03 V6 Cyl 4.0L XZA SOHC 12V EPFI 4WD			
Ignition – Coil – Standard	CC273	1	
Sensor – Coolant Temperature	CCS44	1	
Sensor – Exhaust Oxygen	COS757	1	Direct Fit 1 Wire
Sensor – Exhaust Oxygen	COS802	2	Direct Fit 4 Wire: LH & RH Side Engine Pipe
Sensor – Exhaust Oxygen – Universal	COS720	1	Universal 1 Wire
Sensor – Exhaust Oxygen – Universal	COS724	2	Universal 4 Wire: LH & RH Side Engine Pipe & After Catalyst
Explorer UT 11/01-2/03 V8 Cyl 4.6L 2ZA SOHC 16V EPFI 4WD			
Sensor – Exhaust Oxygen	COS802	2	Direct Fit 4 Wire
Sensor – Exhaust Oxygen – Universal	COS724	2	Universal 4 Wire
Explorer UX 3/03-11/03 V6 Cyl 4.0L XZA SOHC 12V EPFI 4WD			
Ignition – Coil – Standard	CC273	1	
Sensor – Exhaust Oxygen	COS888	2	Direct Fit 4 Wire: LH & RH Side Engine Pipe
Sensor – Exhaust Oxygen – Universal	COS724	2	Universal 4 Wire: LH & RH Side Engine Pipe & After Catalyst
Explorer UX 3/03-11/03 V8 Cyl 4.6L 2ZA SOHC 16V EPFI 4WD			
Sensor – Exhaust Oxygen	COS888	2	Direct Fit 4 Wire: LH & RH Side Engine Pipe
Sensor – Exhaust Oxygen – Universal	COS724	2	Universal 4 Wire: LH & RH Side Engine Pipe & After Catalyst

APPLICATION GUIDE



Ford	Part No	Qty	Notes
F100: F250: F350			
1/70-12/85 6 Cyl 4.1L 250 OHV 12V Carb. RWD			
Ignition – Coil – Standard	CIC32R	1	Points Ignition
Ignition – Coil – Heavy Duty Oil Filled Type	C80R	1	Points Ignition
Ignition – Coil – Heavy Duty Epoxy Type	CC254	1	Points Ignition
Ignition – Coil – Standard	CC215	1	Electronic Ignition
Ignition – Distributor Cap	FO91	1	Ford Points Distributor
Ignition – Distributor Cap	BH82	1	Bosch Points Distributor
Ignition – Distributor Cap	BH118	1	Bosch Electronic Distributor
Ignition – Distributor Condenser	FC79	1	Ford Points Distributor
Ignition – Distributor Condenser	BC71	1	Bosch Points Distributor
Ignition – Distributor Points / Contact Set	S80V	1	Ford Points Distributor
Ignition – Distributor Points / Contact Set	S11V	1	Bosch Points Distributor
Ignition – Distributor Rotor	DR158	1	Ford Points Distributor
Ignition – Distributor Rotor	DR463	1	Bosch Points Distributor
Ignition – Distributor Rotor	BH101	1	Bosch Electronic Distributor
Ignition – Module	CM418	1	Bosch Electronic Distributor
Ignition – Pickup / Trigger	CIT116	1	Bosch Electronic Distributor
F100			
1/77-12/77 V8 Cyl 5.0L C OHV 16V Carb. 4WD			
Ignition – Coil – Standard	CIC32R	1	Points Ignition
Ignition – Coil – Heavy Duty Oil Filled Type	C80R	1	Points Ignition
Ignition – Coil – Heavy Duty Epoxy Type	CC254	1	Points Ignition
Ignition – Distributor Cap	BH84	1	Bosch Points Distributor
Ignition – Distributor Condenser	BC71	1	Bosch Points Distributor
Ignition – Distributor Points / Contact Set	S15V	1	Bosch Points Distributor
Ignition – Distributor Rotor	BH87	1	Bosch Points Distributor
F100: F250			
1/78-12/85 V8 Cyl 5.8L 351C OHV 16V Carb. 4WD			
Ignition – Coil – Standard	CIC32R	1	Points Ignition
Ignition – Coil – Standard	CC215	1	Electronic Ignition
Ignition – Coil – Heavy Duty Oil Filled Type	C80R	1	Points Ignition
Ignition – Coil – Heavy Duty Epoxy Type	CC254	1	Points Ignition
Ignition – Distributor Cap	BH84	1	Bosch Points and Electronic Distributor
Ignition – Distributor Condenser	BC71	1	Bosch Points Distributor: To 1981
Ignition – Distributor Points / Contact Set	S15V	1	Bosch Points Distributor: To 1981
Ignition – Distributor Rotor	BH87	1	Bosch Points Distributor: To 1981
Ignition – Distributor Rotor	BH101	1	Bosch Electronic Distributor: From 1979
Ignition – Module	CM418	1	Bosch Electronic Distributor: From 1981
F100: F150: F250: F350			
9/85-12/89 V8 Cyl 5.0L 302W OHV 16V EFI RWD & 4WD			
Ignition – Coil – Standard	CC215	1	Electronic Ignition: Oil Filled Coil
Ignition – Coil – Standard	CC205	1	Electronic Ignition: Transformer Coil
Ignition – Distributor Cap	FO100	1	Ford Electronic Distributor
Ignition – Distributor Cap Base	BC146	1	Ford Electronic Distributor
Ignition – Distributor Rotor	FO95	1	Ford Electronic Distributor
Ignition – Module	CM420	1	
Ignition – Pickup / Trigger	CSCA80	1	
Sensor – Air Temperature – Inlet	CAT003	1	
Sensor – Coolant Temperature	CCS29	1	
Sensor – Exhaust Oxygen	COS761	1	Direct Fit 1 Wire: To 5/1987
Sensor – Exhaust Oxygen	COS733	1	Direct Fit 3 Wire: From 5/1987
Sensor – Exhaust Oxygen – Universal	COS720	1	Universal 1 Wire: To 5/1987
Sensor – Exhaust Oxygen – Universal	COS721	1	Universal 3 Wire: From 5/1987
Sensor – MAP	CMS205	1	

APPLICATION GUIDE



Ford	Part No	Qty	Notes
F150: F250: F350 1/90-12/92 V8 Cyl 5.8L 351W OHV 16V EFI RWD & 4WD			
Ignition – Coil – Standard	CC215	1	Oil filled coil
Ignition – Coil – Standard	CC205	1	Transformer coil
Ignition – Distributor Cap	FO100	1	Ford Electronic Distributor
Ignition – Distributor Cap Base	BC146	1	Ford Electronic Distributor
Ignition – Distributor Rotor	FO95	1	Ford Electronic Distributor
Ignition – Module	CM420	1	
Sensor – Air Temperature – Inlet	CAT003	1	
Sensor – Coolant Temperature	CCS29	1	
Sensor – Exhaust Oxygen	COS765	1	Direct Fit 4 Wire
Sensor – Exhaust Oxygen – Universal	COS724	1	Universal 4 Wire
Sensor – MAP	CMS205	1	
F250 RM: F350 RM 7/01-10/03 V8 Cyl 5.4L SOHC 16V MPFI RWD			
Sensor – Camshaft	CSCA126	1	
Sensor – Crankshaft	CSCA144	1	
Sensor – Crankshaft / Cam	CSCA143	1	Camshaft Timing
F350 1/84-12/85 6 Cyl 4.1L OHV 12V Carb. 4WD			
Ignition – Distributor Cap	BH118	1	Bosch Electronic Distributor
Ignition – Distributor Rotor	BH101	1	Bosch Electronic Distributor
Ignition – Pickup / Trigger	CIT116	1	
F350 RM Turbo Diesel 7/01-10/03 V8 Cyl 7.3L OHV 16V Di RWD			
Sensor – Camshaft	CSCA111	1	
Fairlane ZA: ZB: ZC 3/67-10/70 6 Cyl 200ci: 221ci OHV 12V Carb. RWD			
Ignition – Coil – Standard	CIC32R	1	
Ignition – Coil – Heavy Duty Oil Filled Type	C80R	1	
Ignition – Coil – Heavy Duty Epoxy Type	CC254	1	
Ignition – Distributor Cap	FO91	1	Ford Points Distributor
Ignition – Distributor Cap	BH80	1	Bosch Points Distributor
Ignition – Distributor Condenser	BC660	1	Ford Points Distributor
Ignition – Distributor Condenser	BC71	1	Bosch Points Distributor
Ignition – Distributor Points / Contact Set	S80V	1	Ford Points Distributor
Ignition – Distributor Points / Contact Set	S1V	1	Bosch Points Distributor
Ignition – Distributor Rotor	FO74	1	Ford Points Distributor
Ignition – Distributor Rotor	DR463	1	Bosch Points Distributor
Sensor – Temperature Gauge	CTS122	1	
Switch – Brake Light	CSL37	1	To 6/1969
Switch – Oil Pressure Warning Light	CPS30	1	
Fairlane ZA: ZB: ZC 3/67-10/70 V8 Cyl 289ci 289W: 302ci 302W OHV 16V Carb. RWD			
Ignition – Coil – Standard	CIC32R	1	
Ignition – Coil – Heavy Duty Oil Filled Type	C80R	1	
Ignition – Coil – Heavy Duty Epoxy Type	CC254	1	
Ignition – Distributor Cap	FO90	1	Ford Points Distributor
Ignition – Distributor Condenser	FC79	1	Ford Points Distributor
Ignition – Distributor Points / Contact Set	S82V	1	Ford Points Distributor
Ignition – Distributor Rotor	FO75	1	Ford Points Distributor
Sensor – Temperature Gauge	CTS120	1	
Switch – Brake Light	CSL37	1	To 6/1969
Switch – Oil Pressure Warning Light	CPS30	1	

APPLICATION GUIDE



Ford	Part No	Qty	Notes
Fairlane ZD: ZF: ZG 11/70-5/76 6 Cyl 250ci: 4.1L OHV 12V Carb. RWD			
Ignition – Coil – Standard	CIC32R	1	
Ignition – Coil – Heavy Duty Oil Filled Type	C80R	1	
Ignition – Coil – Heavy Duty Epoxy Type	CC254	1	
Ignition – Distributor Cap	BH82	1	Bosch Points Distributor
Ignition – Distributor Condenser	BC71	1	Bosch Points Distributor
Ignition – Distributor Points / Contact Set	S11V	1	Bosch Points Distributor
Ignition – Distributor Rotor	DR463	1	Bosch Points Distributor
Sensor – Temperature Gauge	CTS122	1	
Switch – Oil Pressure Warning Light	CPS30	1	
Fairlane ZD: ZF: ZG 11/70-5/76 V8 Cyl 5.0L 302C: 5.8L 351C OHV Carb. RWD			
Ignition – Coil – Standard	CIC32R	1	
Ignition – Coil – Heavy Duty Oil Filled Type	C80R	1	
Ignition – Coil – Heavy Duty Epoxy Type	CC254	1	
Ignition – Distributor Cap	BH84	1	Bosch Points Distributor
Ignition – Distributor Points / Contact Set	S15V	1	Bosch Points Distributor
Ignition – Distributor Rotor	BH87	1	Bosch Points Distributor
Sensor – Temperature Gauge	CTS120	1	
Switch – Oil Pressure Warning Light	CPS30	1	
Fairlane ZH: ZJ: ZK 5/76-3/83 V8 Cyl 5.0L 302C: 5.8L 351C OHV Carb. RWD			
Ignition – Coil – Standard	CIC32R	1	Points ignition
Ignition – Coil – Standard	CC215	1	Electronic Ignition
Ignition – Coil – Heavy Duty Oil Filled Type	C80R	1	Points ignition
Ignition – Coil – Heavy Duty Epoxy Type	CC254	1	Points ignition
Ignition – Distributor Cap	BH84	1	Bosch Points and Electronic Distributor
Ignition – Distributor Condenser	BC71	1	Bosch Points Distributor
Ignition – Distributor Points / Contact Set	S15V	1	Bosch Points Distributor
Ignition – Distributor Rotor	BH87	1	Bosch Points Distributor
Ignition – Distributor Rotor	BH101	1	Bosch Electronic Distributor
Ignition – Module	CM418	1	Bosch Electronic Distributor
Ignition – Pickup / Trigger	CIT116	1	Bosch Electronic Distributor
Sensor – Temperature Gauge	CTS120	1	
Switch – Brake Light	CSL20	1	From 5/1979
Switch – Oil Pressure Warning Light	CPS30	1	
Fairlane ZJ: ZK 10/79-9/84 6 Cyl 4.1L OHV 12V Carb. RWD			
Ignition – Coil – Standard	CIC32R	1	Points ignition
Ignition – Coil – Standard	CC215	1	Electronic Ignition: To 3/1983
Ignition – Coil – Standard	CC200	1	Electronic Ignition: From 3/1983
Ignition – Coil – Heavy Duty Oil Filled Type	C80R	1	Points ignition
Ignition – Coil – Heavy Duty Epoxy Type	CC254	1	Points ignition
Ignition – Distributor Cap	BH82	1	Bosch Points Distributor
Ignition – Distributor Cap	BH118	1	Bosch Electronic Distributor
Ignition – Distributor Condenser	BC71	1	Bosch Points Distributor
Ignition – Distributor Points / Contact Set	S11V	1	Bosch Points Distributor
Ignition – Distributor Rotor	DR463	1	Bosch Points Distributor
Ignition – Distributor Rotor	BH101	1	Bosch Electronic Distributor
Ignition – Module	CM418	1	Bosch Electronic Distributor
Ignition – Pickup / Trigger	CIT116	1	Bosch Electronic Distributor
Sensor – Coolant Temperature	CCS26	1	
Sensor – Temperature Gauge	CTS122	1	
Switch – Brake Light	CSL20	1	
Switch – Oil Pressure Warning Light	CPS30	1	

APPLICATION GUIDE



Ford	Part No	Qty	Notes
Fairlane ZL 10/84-12/86 6 Cyl 4.1L OHV 12V Carb. RWD			
Ignition – Coil – Standard	CC200	1	
Ignition – Distributor Cap	BH144	1	Bosch Electronic Distributor
Ignition – Distributor Rotor	BH139	1	Bosch Electronic Dist.: Leaded Fuel: To 1985
Ignition – Distributor Rotor	BH231	1	Bosch Electronic Distributor: Unleaded Fuel: From 1986
Ignition – Module	CM418	1	Leaded Fuel
Sensor – Temperature Gauge	CTS122	1	
Switch – Oil Pressure Warning Light	CPS30	1	
Fairlane ZL 10/84-5/88 6 Cyl 4.1L OHV 12V EFi RWD			
Ignition – Coil – Standard	CC200	1	
Ignition – Distributor Cap	BH144	1	Bosch Electronic Distributor
Ignition – Distributor Rotor	BH231	1	Bosch Electronic Distributor
Ignition – Module	CM420	1	
Sensor – Air Temperature – Inlet	CAT003	1	
Sensor – Coolant Temperature	CCS26	1	
Sensor – MAP	CMS205	1	
Sensor – Temperature Gauge	CTS122	1	
Sensor – Throttle Position	CTPS121	1	
Switch – Oil Pressure Warning Light	CPS30	1	
Valve – Idle Speed Control	CIA016	1	
Fairlane NA: NA Series II: NC: NC Series II 6/88-4/92 6 Cyl 3.9L, 4.0L SOHC 12V MPFi RWD			
Ignition – Coil – Standard	CC236	1	
Ignition – Distributor Cap	BH144	1	Bosch Electronic Distributor
Ignition – Distributor Rotor	BH231	1	Bosch Electronic Distributor
Ignition – Module	CM420	1	
Sensor – Air Temperature – Inlet	CAT003	1	
Sensor – Coolant Temperature	CCS29	1	
Sensor – Exhaust Oxygen	COS733	1	Direct Fit 3 Wire
Sensor – Exhaust Oxygen – Universal	COS721	1	Universal 3 Wire
Sensor – MAP	CMS205	1	
Sensor – Temperature Gauge	CTS144	1	
Sensor – Temperature Gauge	CTS131	1	From 9/1989
Sensor – Throttle Position	CTPS117	1	Inner: 4 Speed Auto Transmission: From 10/1989 To 2/1992
Sensor – Throttle Position	CTPS109	1	Outer: 4 Speed Auto Transmission: From 10/1989 To 2/1992
Sensor – Throttle Position	CTPS121	1	From 2/1992
Switch – Brake Light	CSL50	1	
Switch – Oil Pressure Warning Light	CPS30	1	
Switch – Power Steering	CP100	1	Grey Insulator
Valve – Idle Speed Control	CIA005	1	With rectangular two pin connector

APPLICATION GUIDE



Ford	Part No	Qty	Notes
Fairlane NC: NC Series II: NF: NF Series II: NL 7/91-2/99 V8 Cyl 5.0L W OHV 16V MPFi RWD			
Ignition – Coil – Standard	CC205	1	
Ignition – Distributor Cap	FO100	1	Ford Electronic Distributor
Ignition – Distributor Cap Base	BC146	1	Ford Electronic Distributor
Ignition – Distributor Rotor	FO95	1	Ford Electronic Distributor
Ignition – Module	CM426	1	
Ignition – Pickup / Trigger	CSCA80	1	
Sensor – Air Temperature – Inlet	CAT003	1	
Sensor – Coolant Temperature	CCS29	1	To 3/1995
Sensor – Coolant Temperature	CCS43	1	From 3/1995
Sensor – Exhaust Oxygen	COS733	1	Direct Fit 3 Wire
Sensor – Exhaust Oxygen – Universal	COS721	1	Universal 3 Wire
Sensor – MAP	CMS205	1	
Sensor – Throttle Position	CTPS110	1	Upper
Sensor – Throttle Position	CTPS100	1	Lower
Switch – Brake Light	CSL50	1	To 3/1995
Switch – Brake Light	CSL38	1	Can Use CSL46: From 3/1995
Switch – Oil Pressure Warning Light	CPS30	1	To 3/1995
Switch – Oil Pressure Warning Light	CPS34	1	From 3/1995
Valve – Idle Speed Control	CIA009	1	
Fairlane NF: NF Series II: NL 3/95-2/99 6 Cyl 4.0L H SOHC 12V MPFi RWD			
Ignition – Coil – Standard	CC351	1	To 10/1995
Ignition – Coil – Standard	CC236	1	From 10/1995
Ignition – Distributor Cap	BH144	1	From 10/1995
Ignition – Distributor Rotor	BH231	1	From 10/1995
Ignition – Module	CM420	1	From 10/1995
Sensor – Air Temperature – Inlet	CAT003	1	
Sensor – Camshaft	CSCA85	1	To 10/1995
Sensor – Coolant Temperature	CCS29	1	
Sensor – Crankshaft	CSCA41	1	
Sensor – Exhaust Oxygen	COS733	1	Direct Fit 3 Wire
Sensor – Exhaust Oxygen – Universal	COS721	1	Universal 3 Wire
Sensor – Knock Control	CKS102	1	To 10/1995
Sensor – MAP	CMS205	1	
Sensor – Throttle Position	CTPS121	1	To 10/1995
Switch – Brake Light	CSL38	1	Can Use CSL46
Switch – Oil Pressure Warning Light	CPS34	1	
Switch – Power Steering	CP100	1	Grey Insulator
Valve – Idle Speed Control	CIA011	1	With oval two pin connector
Valve – Idle Speed Control	CIA005	1	With rectangular two pin connector
Fairlane AU: AU Series II 3/99-12/02 6 Cyl 4.0LY SOHC 12V MPFi RWD			
Ignition – Coil – Standard	CC351	1	To 6/2000
Ignition – Coil – Standard	CC237	1	From 7/2000
Sensor – Exhaust Oxygen	COS802	1	Direct Fit 4 Wire
Sensor – Exhaust Oxygen – Universal	COS724	1	Universal 4 Wire
Sensor – MAP and Inlet Air Temperature	CMS217	1	To 6/2000
Sensor – MAP and Inlet Air Temperature	CMS216	1	From 7/2000
Switch – Brake Light	CSL38	1	Can Use CSL46

APPLICATION GUIDE



Ford	Part No	Qty	Notes
Fairlane AU: AU Series II 3/99-12/02 V8 Cyl 5.0L X OHV 16V MPFi RWD			
Ignition – Coil – Standard	CC240	2	
Sensor – Air Temperature – Inlet	CAT018	1	In Air Intake
Sensor – Air Temperature – Inlet	CAT003	1	In Manifold
Sensor – Camshaft	CSCA92	1	Synchroniser
Sensor – Coolant Temperature	CCS43	1	
Sensor – Exhaust Oxygen	COS802	1	Direct Fit 4 Wire
Sensor – Exhaust Oxygen – Universal	COS724	1	Universal 4 Wire
Sensor – Throttle Position	CTPS110	1	Upper
Sensor – Throttle Position	CTPS100	1	Lower
Switch – Brake Light	CSL38	1	Can Use CSL46
Switch – Oil Pressure Warning Light	CPS34	1	
Valve – Idle Speed Control	CIA006	1	
Fairlane BA: BA Series II: BF 7/03-12/07 6 Cyl 4.0L Barra 182: Barra 190 DOHC 24V ESPFI RWD			
Ignition – Coil – Standard	CC353	6	
Sensor – Camshaft	CSCA124	1	LH Side: Inlet
Sensor – Camshaft	CSCA125	1	RH Side: Exhaust
Sensor – Crankshaft	CSCA143	1	
Sensor – Exhaust Oxygen	COS802	1	Direct Fit 4 Wire
Sensor – Exhaust Oxygen – Universal	COS724	1	Universal 4 Wire
Switch – Brake Light	CSL62	1	
Switch – Power Steering	CP101	1	Green Insulator
Fairlane BA: BA Series II: BF 7/03-12/07 V8 Cyl 5.4L Barra 220: Barra 230 SOHC 24V ESPFI RWD			
Sensor – Camshaft	CSCA143	2	
Sensor – Crankshaft	CSCA144	1	
Sensor – MAP and Inlet Air Temperature	CMS216	1	
Switch – Brake Light	CSL62	1	
Falcon XK: XL: XM: XP 1/60-8/66 6 Cyl 144ci: 170ci: 200ci OHV 12V Carb. RWD			
Ignition – Coil – Standard	CIC32R	1	
Ignition – Coil – Heavy Duty Oil Filled Type	C80R	1	
Ignition – Coil – Heavy Duty Epoxy Type	CC254	1	
Ignition – Distributor Cap	F091	1	Ford Points Distributor
Ignition – Distributor Condenser	BC660	1	Ford Points Distributor
Ignition – Distributor Points / Contact Set	S80V	1	Ford Points Distributor
Ignition – Distributor Rotor	F074	1	Ford Points Distributor
Switch – Oil Pressure Warning Light	CPS30	1	
Falcon XR: XT: XW 9/66-11/70 6 Cyl 170ci: 188ci: 200ci: 221ci OHV 12V Carb. RWD			
Ignition – Coil – Standard	CIC32R	1	
Ignition – Coil – Heavy Duty Oil Filled Type	C80R	1	
Ignition – Coil – Heavy Duty Epoxy Type	CC254	1	
Ignition – Distributor Cap	BH80	1	Bosch Points Distributor
Ignition – Distributor Cap	F091	1	Ford Points Distributor
Ignition – Distributor Condenser	BC71	1	Bosch Points Distributor
Ignition – Distributor Condenser	BC660	1	Ford Points Distributor
Ignition – Distributor Points / Contact Set	S1V	1	Bosch Points Distributor
Ignition – Distributor Points / Contact Set	S80V	1	Ford Points Distributor
Ignition – Distributor Rotor	DR463	1	Bosch Points Distributor
Ignition – Distributor Rotor	F074	1	Ford Points Distributor
Sensor – Temperature Gauge	CTS122	1	
Switch – Brake Light	CSL37	1	
Switch – Oil Pressure Warning Light	CPS30	1	

APPLICATION GUIDE



Ford	Part No	Qty	Notes
Falcon XR: XT: XW Incl. GTHO Phase I & II			
9/66-11/70 V8 Cyl 289ci 289W: 302ci 302W OHV 16V Carb. RWD			
Ignition – Coil – Standard	CIC32R	1	
Ignition – Coil – Heavy Duty Oil Filled Type	C80R	1	
Ignition – Coil – Heavy Duty Epoxy Type	CC254	1	
Ignition – Distributor Cap	FO90	1	Ford Points Distributor
Ignition – Distributor Condenser	FC79	1	Ford Points Distributor
Ignition – Distributor Points / Contact Set	S82V	1	Ford Points Distributor
Ignition – Distributor Rotor	FO75	1	Ford Points Distributor
Sensor – Temperature Gauge	CTS120	1	
Switch – Oil Pressure Warning Light	CPS30	1	
Falcon XY			
11/70-3/72 6 Cyl 250ci OHV 12V Carb. RWD			
Ignition – Coil – Standard	CIC32R	1	
Ignition – Coil – Heavy Duty Oil Filled Type	C80R	1	
Ignition – Coil – Heavy Duty Epoxy Type	CC254	1	
Ignition – Distributor Cap	BH82	1	Bosch Points Distributor
Ignition – Distributor Condenser	BC71	1	Bosch Points Distributor
Ignition – Distributor Points / Contact Set	S11V	1	Bosch Points Distributor
Ignition – Distributor Rotor	DR463	1	Bosch Points Distributor
Sensor – Temperature Gauge	CTS122	1	
Switch – Oil Pressure Warning Light	CPS30	1	
Falcon XY Incl. GTHO Phase III			
11/70-3/72 V8 Cyl 302ci 302C: 351ci 351C OHV 16V Carb. RWD			
Ignition – Coil – Standard	CIC32R	1	
Ignition – Coil – Heavy Duty Oil Filled Type	C80R	1	
Ignition – Coil – Heavy Duty Epoxy Type	CC254	1	
Ignition – Distributor Cap	BH84	1	Bosch Points Distributor
Ignition – Distributor Points / Contact Set	S15V	1	Bosch Points Distributor
Ignition – Distributor Rotor	BH87	1	Bosch Points Distributor
Sensor – Temperature Gauge	CTS120	1	
Switch – Oil Pressure Warning Light	CPS30	1	
Falcon XA: XB: XC			
3/72-2/79 6 Cyl 200ci 3.3L: 250ci 4.1L OHV 12V Carb. RWD			
Ignition – Coil – Standard	CIC32R	1	
Ignition – Coil – Heavy Duty Oil Filled Type	C80R	1	
Ignition – Coil – Heavy Duty Epoxy Type	CC254	1	
Ignition – Distributor Cap	BH82	1	Bosch Points Distributor
Ignition – Distributor Condenser	BC71	1	Bosch Points Distributor
Ignition – Distributor Points / Contact Set	S11V	1	Bosch Points Distributor
Ignition – Distributor Rotor	DR463	1	Bosch Points Distributor
Sensor – Temperature Gauge	CTS122	1	
Switch – Brake Light	CSL20	1	From 8/1976
Switch – Oil Pressure Warning Light	CPS30	1	

APPLICATION GUIDE



Ford	Part No	Qty	Notes
Falcon XA: XB: XC			
3/72-2/79 V8 Cyl 5.0L 302ci 302C: 5.8L 351ci 351C OHV Carb. RWD			
Ignition – Coil – Standard	CIC32R	1	Points ignition
Ignition – Coil – Heavy Duty Oil Filled Type	C80R	1	Points ignition
Ignition – Coil – Heavy Duty Epoxy Type	CC254	1	Points ignition
Ignition – Coil – Standard	CC215	1	Electronic Ignition
Ignition – Distributor Cap	BH84	1	Bosch Points and Electronic Distributor
Ignition – Distributor Condenser	BC71	1	Bosch Points Distributor
Ignition – Distributor Points / Contact Set	S15V	1	Bosch Points Distributor
Ignition – Distributor Rotor	BH87	1	Bosch Points Distributor
Ignition – Distributor Rotor	BH101	1	Bosch Electronic Distributor
Ignition – Module	CM418	1	Bosch Electronic Distributor: From 1/1979
Ignition – Pickup / Trigger	CIT116	1	Bosch Electronic Distributor: From 1/1979
Sensor – Temperature Gauge	CTS120	1	
Switch – Brake Light	CSL20	1	From 8/1976
Switch – Oil Pressure Warning Light	CPS30	1	
Falcon XD: XE			
3/79-9/84 6 Cyl 3.3L: 4.1L OHV 12V Carb. RWD			
Ignition – Coil – Standard	CIC32R	1	Points ignition
Ignition – Coil – Standard	CC215	1	Electronic Ignition
Ignition – Coil – Heavy Duty Oil Filled Type	C80R	1	Points ignition
Ignition – Coil – Heavy Duty Epoxy Type	CC254	1	Points ignition
Ignition – Distributor Cap	BH82	1	Bosch Points Distributor
Ignition – Distributor Cap	BH118	1	Bosch Electronic Distributor
Ignition – Distributor Condenser	BC71	1	Bosch Points Distributor
Ignition – Distributor Points / Contact Set	S11V	1	Bosch Points Distributor
Ignition – Distributor Rotor	DR463	1	Bosch Points Distributor
Ignition – Distributor Rotor	BH101	1	Bosch Electronic Distributor
Ignition – Module	CM418	1	Bosch Electronic Distributor
Ignition – Pickup / Trigger	CIT116	1	Bosch Electronic Distributor
Sensor – Temperature Gauge	CTS122	1	
Switch – Brake Light	CSL20	1	
Switch – Oil Pressure Warning Light	CPS30	1	
Falcon XD: XE			
3/79-10/83 V8 Cyl 5.0L 302C: 5.8L 351C OHV Carb. RWD			
Ignition – Coil – Standard	CC215	1	Electronic Ignition
Ignition – Distributor Cap	BH84	1	Bosch Electronic Distributor
Ignition – Distributor Rotor	BH101	1	Bosch Electronic Distributor
Ignition – Module	CM418	1	Bosch Electronic Distributor
Ignition – Pickup / Trigger	CIT116	1	Bosch Electronic Distributor
Sensor – Temperature Gauge	CTS120	1	
Switch – Brake Light	CSL20	1	
Switch – Oil Pressure Warning Light	CPS30	1	
Falcon XE			
3/82-9/84 6 Cyl 4.1L OHV 12V EFi RWD			
Ignition – Coil – Standard	CC215	1	
Ignition – Distributor Cap	BH118	1	Bosch Electronic Distributor
Ignition – Distributor Rotor	BH101	1	Bosch Electronic Distributor
Ignition – Module	CM418	1	Bosch Electronic Distributor
Ignition – Pickup / Trigger	CIT116	1	Bosch Electronic Distributor
Sensor – Coolant Temperature	CCS29	1	
Sensor – Temperature Gauge	CTS122	1	
Switch – Brake Light	CSL20	1	
Switch – Oil Pressure Warning Light	CPS30	1	

APPLICATION GUIDE



Ford	Part No	Qty	Notes
Falcon XF EFi 10/84-2/88 6 Cyl 4.1L OHV 12V MPFi RWD			
Ignition – Coil – Standard	CC200	1	
Ignition – Distributor Cap	BH144	1	Bosch Electronic Distributor
Ignition – Distributor Rotor	BH231	1	Bosch Electronic Distributor
Ignition – Module	CM420	1	
Sensor – Air Temperature – Inlet	CAT003	1	
Sensor – Coolant Temperature	CCS29	1	
Sensor – Exhaust Oxygen	COS733	1	Direct Fit 3 Wire
Sensor – Exhaust Oxygen – Universal	COS721	1	Universal 3 Wire
Sensor – MAP	CMS205	1	
Sensor – Throttle Position	CTPS121	1	
Valve – Idle Speed Control	CIA016	1	
Falcon XF Carb 10/84-3/93 6 Cyl 3.3L: 4.1L OHV 12V Carb. RWD			
Ignition – Coil – Standard	CC200	1	
Ignition – Distributor Cap	BH144	1	Bosch Electronic Distributor
Ignition – Distributor Rotor	BH139	1	Bosch Electronic Dist.: Leaded Fuel: To 1985
Ignition – Distributor Rotor	BH231	1	Bosch Electronic Distributor: Unleaded Fuel: From 1986
Ignition – Module	CM418	1	Bosch Electronic Dist.: Leaded Fuel: To 1985
Ignition – Pickup / Trigger	CIT116	1	Bosch Electronic Dist.: Leaded Fuel: To 1985
Sensor – Coolant Temperature	CCS26	1	
Sensor – Temperature Gauge	CTS144	1	
Switch – Brake Light	CSL50	1	
Switch – Oil Pressure Warning Light	CPS34	1	
Falcon EA: EA Series II: EB CFi 3/88-4/92 6 Cyl 3.2L: 3.9L SOHC 12V SPFi RWD			
Ignition – Coil – Standard	CC236	1	
Ignition – Distributor Cap	BH144	1	Bosch Electronic Distributor
Ignition – Distributor Rotor	BH231	1	Bosch Electronic Distributor
Ignition – Module	CM420	1	Bosch Electronic Distributor
Sensor – Air Temperature – Inlet	CAT003	1	
Sensor – Coolant Temperature	CCS29	1	
Sensor – Exhaust Oxygen	COS733	1	Direct Fit 3 Wire
Sensor – Exhaust Oxygen – Universal	COS721	1	Universal 3 Wire
Sensor – MAP	CMS205	1	
Sensor – Temperature Gauge	CTS131	1	
Sensor – Throttle Position	CTPS117	1	Inner
Sensor – Throttle Position	CTPS109	1	Outer
Switch – Brake Light	CSL50	1	
Switch – Oil Pressure Warning Light	CPS34	1	
Switch – Power Steering	CP100	1	Grey Insulator
Valve – Idle Speed Control	CIA010	1	

APPLICATION GUIDE



Ford	Part No	Qty	Notes
Falcon EA: EA Series II: EB: EB Series II: ED MPFi 3/88-8/94 6 Cyl 3.9L: 4.0L SOHC 12V MPFi RWD			
Ignition – Coil – Standard	CC236	1	
Ignition – Distributor Cap	BH144	1	Bosch Electronic Distributor
Ignition – Distributor Rotor	BH231	1	Bosch Electronic Distributor
Ignition – Module	CM420	1	
Sensor – Air Temperature – Inlet	CAT003	1	
Sensor – Coolant Temperature	CCS29	1	
Sensor – Exhaust Oxygen	COS733	1	Direct Fit 3 Wire
Sensor – Exhaust Oxygen – Universal	COS721	1	Universal 3 Wire
Sensor – MAP	CMS205	1	
Sensor – Temperature Gauge	CTS144	1	To 9/1989
Sensor – Temperature Gauge	CTS131	1	From 9/1989
Sensor – Throttle Position	CTPS117	1	Inner: From 9/1989 To 2/1992
Sensor – Throttle Position	CTPS109	1	Outer: From 9/1989 To 2/1992
Sensor – Throttle Position	CTPS121	1	From 2/1992
Switch – Brake Light	CSL50	1	
Switch – Oil Pressure Warning Light	CPS34	1	
Switch – Power Steering	CP100	1	Grey Insulator
Valve – Idle Speed Control	CIA005	1	With rectangular two pin connector
Falcon XF Ute & Van MPFi 1/91-3/93 6 Cyl 4.1L OHV 12V EFi RWD			
Ignition – Coil – Standard	CC236	1	
Ignition – Distributor Cap	BH144	1	Bosch Electronic Distributor
Ignition – Distributor Rotor	BH231	1	Bosch Electronic Distributor
Ignition – Module	CM420	1	
Sensor – Coolant Temperature	CCS29	1	
Sensor – Exhaust Oxygen	COS733	1	Direct Fit 3 Wire
Sensor – Exhaust Oxygen – Universal	COS721	1	Universal 3 Wire
Sensor – Temperature Gauge	CTS131	1	
Sensor – Throttle Position	CTPS121	1	
Switch – Brake Light	CSL50	1	
Switch – Oil Pressure Warning Light	CPS34	1	
Valve – Idle Speed Control	CIA011	1	With oval two pin connector
Falcon EB: EB Series II: ED 7/91-8/93 V8 Cyl 5.0L 302W OHV 16V MPFi RWD			
Ignition – Coil – Standard	CC205	1	
Ignition – Distributor Cap	FO100	1	Ford Electronic Distributor
Ignition – Distributor Cap Base	BC146	1	Ford Electronic Distributor
Ignition – Distributor Rotor	FO95	1	Ford Electronic Distributor
Ignition – Module	CM426	1	
Ignition – Pickup / Trigger	CSCA80	1	
Sensor – Air Temperature – Inlet	CAT003	1	
Sensor – Coolant Temperature	CCS29	1	
Sensor – Exhaust Oxygen	COS733	1	Direct Fit 3 Wire
Sensor – Exhaust Oxygen – Universal	COS721	1	Universal 3 Wire
Sensor – MAP	CMS205	1	
Sensor – Throttle Position	CTPS110	1	Upper
Sensor – Throttle Position	CTPS100	1	Lower:
Switch – Brake Light	CSL50	1	
Switch – Oil Pressure Warning Light	CPS34	1	
Valve – Idle Speed Control	CIA009	1	

APPLICATION GUIDE



Ford	Part No	Qty	Notes
Falcon XG Ute: Van Incl. XR6 MPFi			
3/93-3/96 6 Cyl 4.0L SOHC 12V MPFi RWD			
Ignition – Coil – Standard	CC236	1	
Ignition – Distributor Cap	BH144	1	Bosch Electronic Distributor
Ignition – Distributor Rotor	BH231	1	Bosch Electronic Distributor
Ignition – Module	CM420	1	
Sensor – Air Temperature – Inlet	CAT003	1	
Sensor – Coolant Temperature	CCS43	1	
Sensor – Exhaust Oxygen	COS733	1	Direct Fit 3 Wire
Sensor – Exhaust Oxygen – Universal	COS721	1	Universal 3 Wire
Sensor – MAP	CMS205	1	
Sensor – Temperature Gauge	CTS131	1	
Sensor – Throttle Position	CTPS121	1	
Switch – Brake Light	CSL50	1	
Switch – Oil Pressure Warning Light	CPS34	1	
Valve – Idle Speed Control	CIA011	1	With oval two pin connector
Falcon EF: EF Series II: EL Incl. XR6			
8/94-8/98 6 Cyl 4.0L SOHC 12V MPFi RWD			
Ignition – Coil – Standard	CC351	1	To 9/1996
Ignition – Coil – Standard	CC236	1	From 9/1996
Ignition – Distributor Cap	BH144	1	Bosch Electronic Distributor: From 9/1996
Ignition – Distributor Rotor	BH231	1	Bosch Electronic Distributor: From 9/1996
Ignition – Module	CM420	1	From 9/1996
Sensor – Air Temperature – Inlet	CAT003	1	
Sensor – Camshaft	CSCA85	1	
Sensor – Coolant Temperature	CCS29	1	
Sensor – Crankshaft	CSCA41	1	
Sensor – Exhaust Oxygen	COS733	1	Direct Fit 3 Wire
Sensor – Exhaust Oxygen – Universal	COS721	1	Universal 3 Wire
Sensor – Knock Control	CKS102	1	
Sensor – MAP	CMS205	1	
Sensor – Temperature Gauge	CTS131	1	
Sensor – Throttle Position	CTPS121	1	
Switch – Brake Light	CSL38	1	Can Use CSL46
Switch – Oil Pressure Warning Light	CPS34	1	
Switch – Power Steering	CP100	1	Grey Insulator
Valve – Idle Speed Control	CIA011	1	With oval two pin connector
Valve – Idle Speed Control	CIA005	1	With rectangular two pin connector
Falcon EF: EF Series II: EL			
8/94-8/98 V8 Cyl 5.0L 302W OHV 16V MPFi RWD			
Ignition – Coil – Standard	CC205	1	
Ignition – Distributor Cap	FO100	1	Ford Electronic Distributor
Ignition – Distributor Cap Base	BC146	1	Ford Electronic Distributor
Ignition – Distributor Rotor	FO95	1	Ford Electronic Distributor
Ignition – Module	CM426	1	
Ignition – Pickup / Trigger	CSCA80	1	
Sensor – Air Temperature – Inlet	CAT003	1	
Sensor – Coolant Temperature	CCS43	1	
Sensor – Exhaust Oxygen	COS733	2	Direct Fit 3 Wire
Sensor – Exhaust Oxygen – Universal	COS721	2	Universal 3 Wire
Sensor – MAP	CMS205	1	
Switch – Brake Light	CSL38	1	Can Use CSL46
Switch – Oil Pressure Warning Light	CPS34	1	
Valve – Idle Speed Control	CIA009	1	

APPLICATION GUIDE



Ford	Part No	Qty	Notes
Falcon XH: XH Series II Ute & Van Incl. XR6 3/96-6/99 6 Cyl 4.0L SOHC 12V MPFI RWD			
Ignition – Coil – Standard	CC236	1	
Ignition – Distributor Cap	BH144	1	Bosch Electronic Distributor
Ignition – Distributor Rotor	BH231	1	Bosch Electronic Distributor
Ignition – Module	CM420	1	
Sensor – Air Temperature – Inlet	CAT003	1	
Sensor – Camshaft	CSCA85	1	
Sensor – Coolant Temperature	CCS29	1	
Sensor – Crankshaft	CSCA41	1	
Sensor – Exhaust Oxygen	COS733	1	Direct Fit 3 Wire
Sensor – Exhaust Oxygen – Universal	COS721	1	Universal 3 Wire
Sensor – Knock Control	CKS102	1	
Sensor – MAP	CMS205	1	
Sensor – Throttle Position	CTPS121	1	
Switch – Brake Light	CSL38	1	Can Use CSL46
Switch – Oil Pressure Warning Light	CPS34	1	
Switch – Power Steering	CP100	1	Grey Insulator
Valve – Idle Speed Control	CIA005	1	With rectangular two pin connector
Falcon XH: XH Series II Ute & Van Incl. XR8 10/97-5/99 V8 Cyl 5.0L 302W OHV 16V MPFI RWD			
Ignition – Coil – Standard	CC205	1	
Ignition – Distributor Cap	FO100	1	
Ignition – Distributor Cap Base	BC146	1	
Ignition – Distributor Rotor	FO95	1	Ford Electronic Distributor
Ignition – Module	CM426	1	
Ignition – Pickup / Trigger	CSCA80	1	
Sensor – Air Temperature – Inlet	CAT003	1	
Sensor – Coolant Temperature	CCS43	1	
Sensor – Exhaust Oxygen	COS733	1	Direct Fit 3 Wire
Sensor – Exhaust Oxygen – Universal	COS721	1	Universal 3 Wire
Sensor – MAP	CMS205	1	
Switch – Brake Light	CSL38	1	Can Use CSL46
Switch – Oil Pressure Warning Light	CPS34	1	
Valve – Idle Speed Control	CIA009	1	
Falcon AU: AU Series II: AU Series III Incl. XR6 8/98-9/02 6 Cyl 4.0L SOHC 12V MPFI RWD			
Ignition – Coil – Standard	CC351	1	Series I: To 4/2000
Ignition – Coil – Standard	CC237	1	Series II & Series III: From 4/2000
Sensor – Crankshaft	CSCA41	1	
Sensor – Exhaust Oxygen	COS802	1	Direct Fit 4 Wire
Sensor – Exhaust Oxygen – Universal	COS724	1	Universal 4 Wire
Sensor – Knock Control	CKS105	1	
Sensor – MAP and Inlet Air Temperature	CMS217	1	To 2/2000
Sensor – MAP and Inlet Air Temperature	CMS216	1	From 3/2000
Sensor – Throttle Position	CTPS121	1	To 2/2000
Sensor – Throttle Position	CTPS108	1	From 3/2000
Switch – Brake Light	CSL38	1	Can Use CSL46
Switch – Oil Pressure Warning Light	CPS34	1	
Switch – Power Steering	CP100	1	Grey Insulator

APPLICATION GUIDE



Ford	Part No	Qty	Notes
Falcon AU: AU Series II: AU Series III Incl. XR8 8/98-9/02 V8 Cyl 5.0L 302W OHV 16V MPFi RWD			
Ignition – Coil – Standard	CC240	2	
Sensor – Air Temperature – Inlet	CAT018	1	In Air Intake
Sensor – Air Temperature – Inlet	CAT003	1	In Manifold
Sensor – Camshaft	CSCA92	1	
Sensor – Coolant Temperature	CCS43	1	
Sensor – Exhaust Oxygen	COS802	1	Direct Fit 4 Wire
Sensor – Exhaust Oxygen – Universal	COS724	1	Universal 4 Wire
Sensor – Throttle Position	CTPS110	1	Upper
Sensor – Throttle Position	CTPS100	1	Lower
Switch – Brake Light	CSL38	1	Can Use CSL46
Switch – Oil Pressure Warning Light	CPS34	1	
Valve – Idle Speed Control	CIA006	1	
Falcon BA: BA Series II: BF: BF Series II Incl. XR6: XR6T 9/02-5/08 6 Cyl 4.0L Barra 182: Barra 190: Barra 240T DOHC 24V MPFi RWD			
Ignition – Coil – Standard	CC353	6	
Sensor – Camshaft	CSCA124	1	LH Side: Inlet
Sensor – Camshaft	CSCA125	1	RH Side: Exhaust
Sensor – Crankshaft	CSCA126	1	To 6/2003
Sensor – Crankshaft	CSCA143	1	From 7/2003
Sensor – Exhaust Oxygen	COS802	1	Direct Fit 4 Wire
Sensor – Exhaust Oxygen – Universal	COS724	1	Universal 4 Wire
Switch – Brake Light	CSL62	1	
Switch – Power Steering	CP101	1	Green Insulator: Two Pin Switch
Falcon BA: BA Series II: BF: BF Series II 9/02-5/08 V8 Cyl 5.4L Barra 220: Barra 230 SOHC 24V MPFi RWD			
Sensor – Camshaft	CSCA126	1	
Sensor – Camshaft	CSCA143	2	
Sensor – Coolant Temperature	CCS43	1	
Sensor – Crankshaft	CSCA144	1	
Sensor – Exhaust Oxygen	COS765	1	Direct Fit 4 Wire
Sensor – Exhaust Oxygen – Universal	COS724	1	Universal 4 Wire
Sensor – MAP and Inlet Air Temperature	CMS216	1	
Switch – Brake Light	CSL62	1	
Falcon BA: BA Series II: BF: BF Series II XR8 1/03-5/08 V8 Cyl 5.4L Boss 260 DOHC 32V MPFi RWD			
Sensor – Camshaft	CSCA126	1	
Sensor – Coolant Temperature	CCS43	1	
Sensor – Crankshaft	CSCA144	1	
Sensor – Exhaust Oxygen	COS765	1	Direct Fit 4 Wire
Sensor – Exhaust Oxygen – Universal	COS724	1	Universal 4 Wire
Sensor – MAP and Inlet Air Temperature	CMS216	1	
Switch – Brake Light	CSL62	1	
Falcon BF LPG 10/05-9/06 6 Cyl 4.0L Barra 156 DOHC 24V MPFi RWD			
Ignition – Coil – Standard	CC353	6	
Sensor – Camshaft	CSCA124	1	LH Side: Inlet
Sensor – Camshaft	CSCA125	1	RH Side: Exhaust
Switch – Brake Light	CSL62	1	
Switch – Power Steering	CP101	1	Green Insulator

APPLICATION GUIDE



Ford	Part No	Qty	Notes
Festiva WA			
10/91-3/94 4 Cyl 1.3L B3 SOHC 8V Carb. FWD			
Ignition – Distributor Cap	JP988	1	Mitsubishi Electronic Distributor
Ignition – Distributor Rotor	JR617	1	Mitsubishi Electronic Distributor
Switch – Brake Light	CSL47	1	
Switch – Oil Pressure Warning Light	CPS23	1	
Switch – Radiator Fan	CFS42	1	
Festiva WB:WD (WBII)			
4/94-12/97 4 Cyl 1.3L B3 SOHC 8V: 1.5L B5 SOHC 16V MPFi FWD			
Ignition – Coil – Standard	CC249	1	
Ignition – Distributor Cap	BD132	1	Mitsubishi Electronic Distributor
Ignition – Distributor Rotor	DR133	1	Mitsubishi Electronic Distributor
Sensor – Air Temperature – Inlet	CAT005	1	
Sensor – Coolant Temperature	CCS21	1	To 10/1997
Sensor – Coolant Temperature	CCS20	1	From 10/1997
Sensor – Crankshaft	CSCA68	1	In Distributor
Sensor – Exhaust Oxygen	COS777	1	Direct Fit 1 Wire: 1.3L
Sensor – Exhaust Oxygen	COS763	1	Direct Fit 4 Wire: 1.5L
Sensor – Exhaust Oxygen – Universal	COS720	1	Universal 1 Wire: 1.3L
Sensor – Exhaust Oxygen – Universal	COS724	1	Universal 4 Wire: 1.5L
Switch – Brake Light	CSL47	1	
Switch – Radiator Fan	CFS42	1	To 12/1996
Switch – Radiator Fan	CFS73	1	From 1/1997
Festiva WF			
1/98-4/01 4 Cyl 1.3L B3: 1.5L B5 SOHC 8V MPFi FWD			
Ignition – Distributor Cap	JP698	1	Mitsubishi Electronic Distributor
Ignition – Distributor Rotor	DR792	1	Mitsubishi Electronic Distributor
Sensor – Air Temperature – Inlet	CAT005	1	
Sensor – Coolant Temperature	CCS20	1	
Sensor – Crankshaft	CSCA77	1	In Distributor
Sensor – Exhaust Oxygen	COS920	1	Direct Fit 3 Wire: 1.5L
Sensor – Exhaust Oxygen – Universal	COS720	1	Universal 1 Wire: 1.3L
Sensor – Exhaust Oxygen – Universal	COS721	1	Universal 3 Wire: 1.5L
Sensor – MAP	CMS206	1	
Sensor – Temperature Gauge	CTS110	1	
Sensor – Throttle Position	CTPS100	1	
Switch – Brake Light	CSL47	1	
Switch – Oil Pressure Warning Light	CPS37	1	
Fiesta WP			
4/04-1/06 4 Cyl 1.6L Q100PS DOHC 16V ESPFI FWD			
Ignition – Coil – Standard	CC239	1	
Sensor – Crankshaft	CSCA154	1	
Sensor – Exhaust Oxygen	COS929	1	Direct Fit 4 Wire: Manifold
Sensor – Exhaust Oxygen	COS924	1	Direct Fit 4 Wire: Engine Pipe
Sensor – Exhaust Oxygen	COS930	1	Direct Fit 4 Wire: Engine Pipe
Sensor – Exhaust Oxygen – Universal	COS724	3	Universal 4 Wire: Manifold and Engine Pipe
Switch – Brake Light	CSL62	1	To 11/2004
Fiesta WQ			
2/06-on 4 Cyl 1.6L Q100PS DOHC 16V ESPFI FWD			
Sensor – Camshaft	CSCA200	1	
Sensor – Crankshaft	CSCA154	1	
Switch – Oil Pressure Warning Light	CPS41	1	

APPLICATION GUIDE



Ford	Part No	Qty	Notes
Focus LR			
9/02-4/05 4 Cyl 1.8L EYDE: 2.0L EDDB DOHC 16V MPFI FWD			
Ignition – Coil – Standard	CC239	1	
Sensor – Air Flow / MAF	CAF029	1	Excl. ST170
Sensor – Camshaft	CSCA108	1	
Sensor – Coolant Temperature	CCS44	1	
Sensor – Crankshaft	CSCA44	1	Excl. ST170
Sensor – Exhaust Oxygen	COS836	1	Direct Fit 4 Wire
Sensor – Exhaust Oxygen – Universal	COS724	1	Universal 4 Wire
Sensor – Temperature Gauge	CTS151	1	
Switch – Oil Pressure Warning Light	CPS52	1	
Focus LS			
5/05-6/07 4 Cyl 2.0L C307 DOHC 16V MPFI FWD			
Ignition – Coil – Standard	CC388	4	
Sensor – Coolant Temperature	CCS40	1	
Sensor – Exhaust Oxygen	COS888	1	Direct Fit 4 Wire: Manifold
Sensor – Exhaust Oxygen – Universal	COS724	1	Universal 4 Wire: Manifold
Focus LS: LT XR5 Turbo			
4/06-on 5 Cyl 2.5L B5254T3 DOHC 20V MPFI FWD			
Sensor – MAP and Inlet Air Temperature	CMS226	1	Intercooler Air
Focus LT Turbo Diesel			
7/07-on 4 Cyl 2.0L G6DD DOHC 16V Di FWD			
Sensor – Air Temperature – Inlet	CAT028	1	
Sensor – Coolant Temperature	CCS57	1	
Focus LT			
7/07-on 4 Cyl 2.0L C307 DOHC 16V MPFI FWD			
Sensor – Exhaust Oxygen	COS888	1	Direct Fit 4 Wire: Manifold
Sensor – Exhaust Oxygen – Universal	COS724	1	Universal 4 Wire: Manifold
Focus PH Coupe Cabriolet			
11/07-on 4 Cyl 2.0L C307 DOHC 16V MPFI FWD			
Ignition – Coil – Standard	CC388	4	
KA TA			
11/99-12/03 4 Cyl 1.3L Endura E OHV 8V MPSI FWD			
Ignition – Coil – Standard	CC239	1	
Sensor – Air Temperature – Inlet	CAT027	1	
Sensor – Coolant Temperature	CCS43	1	
Sensor – Crankshaft	CSCA44	1	
Sensor – Exhaust Oxygen	COS767	1	Direct Fit 4 Wire: To 8/2000
Sensor – Exhaust Oxygen – Universal	COS724	1	Universal 4 Wire: To 8/2000
Sensor – MAP and Inlet Air Temperature	CMS216	1	
Sensor – Temperature Gauge	CTS148	1	
KA2 TB			
1/01-12/03 4 Cyl 1.3L XJ OHV 8V MPSI FWD			
Ignition – Coil – Standard	CC239	1	
Sensor – Air Temperature – Inlet	CAT027	1	
Sensor – Coolant Temperature	CCS43	1	
Sensor – Exhaust Oxygen	COS836	1	Direct Fit 4 Wire: From 9/2000
Sensor – Exhaust Oxygen	COS925	1	Direct Fit 4 Wire: From 9/2000
Sensor – Exhaust Oxygen – Universal	COS724	1	Universal 4 Wire: From 9/2000
Sensor – Temperature Gauge	CTS148	1	

APPLICATION GUIDE



Ford	Part No	Qty	Notes
Laser KA: KB Incl. Turbo 3/81-12/85 4 Cyl 1.3L E3: 1.5L E5 SOHC 8V Carb. FWD			
Ignition – Coil – Standard	CIC32R	1	Points Ignition: To 1982
Ignition – Coil – Standard	CC259	1	Electronic Ignition: From 1982
Ignition – Coil – Heavy Duty Oil Filled Type	C80R	1	Points Ignition: To 1982
Ignition – Coil – Heavy Duty Epoxy Type	CC254	1	Points Ignition: To 1982
Ignition – Distributor Cap	JP542	1	Points Ignition: To 1982
Ignition – Distributor Cap	JP568	1	Electronic Ignition: From 1982
Ignition – Distributor Condenser	MC417	1	Points Ignition: To 1982
Ignition – Distributor Points / Contact Set	S219VU	1	Points Ignition: To 1982
Ignition – Distributor Rotor	JR533	1	Points Ignition: To 1982
Ignition – Distributor Rotor	JR555	1	Electronic Ignition: From 1982
Ignition – Module	CM408	1	Electronic Ignition: From 1982
Ignition – Pickup / Trigger	CIT110	1	Electronic Ignition: From 1982
Sensor – MAP	CMS205	1	Turbo Only
Sensor – Temperature Gauge	CTS111	1	
Switch – Brake Light	CSL47	1	
Switch – Oil Pressure Warning Light	CPS23	1	
Switch – Radiator Fan	CFS26	1	
Laser KB (NZ Market) 1983-85 4 Cyl 1.3L E3 SOHC 8V			
Ignition – Coil – Standard	CIC32R	1	Mitsubishi Electronic Distributor
Ignition – Coil – Heavy Duty Oil Filled Type	C80R	1	Mitsubishi Electronic Distributor
Ignition – Coil – Heavy Duty Epoxy Type	CC254	1	Mitsubishi Electronic Distributor
Ignition – Distributor Cap	JP682	1	Mitsubishi Electronic Distributor
Ignition – Distributor Rotor	JR555	1	Mitsubishi Electronic Distributor
Laser KC: KE 10/85-3/89 4 Cyl 1.3L E3 SOHC 8V Carb. FWD			
Ignition – Coil – Standard	CC259	1	
Ignition – Distributor Cap	JP682	1	Mitsubishi Electronic Distributor
Ignition – Distributor Rotor	JR555	1	Mitsubishi Electronic Distributor
Ignition – Module	CM408	1	Mitsubishi Electronic Distributor
Ignition – Pickup / Trigger	CIT114	1	Mitsubishi Electronic Distributor
Sensor – Temperature Gauge	CTS111	1	
Switch – Brake Light	CSL47	1	
Switch – Oil Pressure Warning Light	CPS23	1	
Switch – Radiator Fan	CFS42	2	One in head and in one in radiator
Laser KC: KE Carb. 10/85-4/90 4 Cyl 1.6L B6 SOHC 8V Carb. FWD			
Ignition – Coil – Standard	CC259	1	
Ignition – Distributor Cap	JP684	1	
Ignition – Distributor Rotor	JR619	1	
Ignition – Module	CM405	1	
Ignition – Pickup / Trigger	CIT111	1	
Sensor – Temperature Gauge	CTS111	1	To 4/1989
Sensor – Temperature Gauge	CTS115	1	From 4/1989
Switch – Brake Light	CSL47	1	
Switch – Oil Pressure Warning Light	CPS23	1	
Switch – Radiator Fan	CFS42	1	Mounted In Head
Switch – Radiator Fan	CFS26	1	Mounted In Radiator

APPLICATION GUIDE



Ford	Part No	Qty	Notes
Laser KC EFi 10/85-9/87 4 Cyl 1.6L B6 SOHC 8V EFi FWD			
Ignition – Coil – Standard	CC222	1	
Ignition – Distributor Cap	JP684	1	Mitsubishi Electronic Distributor
Ignition – Distributor Rotor	JR617	1	Mitsubishi Electronic Distributor
Ignition – Module	CM405	1	Mitsubishi Electronic Distributor
Ignition – Pickup / Trigger	CIT111	1	Mitsubishi Electronic Distributor
Sensor – Coolant Temperature	CCS20	1	
Sensor – Exhaust Oxygen	COS736	1	Direct Fit 1 Wire
Sensor – Exhaust Oxygen – Universal	COS720	1	Universal 1 Wire
Sensor – Temperature Gauge	CTS111	1	
Switch – Brake Light	CSL47	1	
Switch – Oil Pressure Warning Light	CPS23	1	
Switch – Radiator Fan	CFS42	1	Mounted In Head
Switch – Radiator Fan	CFS26	1	Mounted In Radiator
Laser KE EFi (NZ Market) 1987-89 4 Cyl 1.3L B3 SOHC 8V			
Ignition – Distributor Cap	BD107	1	Mitsubishi Electronic Distributor
Ignition – Distributor Rotor	JR617	1	Mitsubishi Electronic Distributor
Laser KE Carb. (NZ Market) 1987-89 4 Cyl 1.5L E5 SOHC 8V			
Ignition – Distributor Cap	JP568	1	Mitsubishi Electronic Distributor
Ignition – Distributor Rotor	JR555	1	Mitsubishi Electronic Distributor
Laser KE Ghia 10/87-4/90 4 Cyl 1.6L B6 SOHC 8V EFi FWD			
Ignition – Coil – Standard	CC219	1	
Ignition – Distributor Cap	JP680	1	
Ignition – Distributor Rotor	JR617	1	
Ignition – Module	CM405	1	
Ignition – Pickup / Trigger	CIT106	1	
Sensor – Coolant Temperature	CCS20	1	
Sensor – Temperature Gauge	CTS111	1	To 4/1989
Sensor – Temperature Gauge	CTS115	1	From 4/1989
Laser KE TX3 10/87-2/90 4 Cyl 1.6L B6 SOHC 8V EFi FWD			
Ignition – Coil – Standard	CC219	1	
Ignition – Distributor Cap	JP680	1	
Ignition – Distributor Rotor	JR617	1	
Ignition – Module	CM405	1	
Ignition – Pickup / Trigger	CIT106	1	
Sensor – Coolant Temperature	CCS20	1	
Sensor – Exhaust Oxygen	COS736	1	Direct Fit 1 Wire
Sensor – Exhaust Oxygen – Universal	COS720	1	Universal 1 Wire
Sensor – Temperature Gauge	CTS111	1	To 4/1989
Sensor – Temperature Gauge	CTS115	1	From 4/1989
Switch – Brake Light	CSL47	1	
Switch – Oil Pressure Warning Light	CPS23	1	
Switch – Radiator Fan	CFS42	1	Mounted In Head

APPLICATION GUIDE



Ford	Part No	Qty	Notes	
Laser KE TX3 Turbo: FWD & 4WD 10/87-4/90 4 Cyl 1.6L B6T DOHC 16V EFI FWD				
Ignition – Coil – Standard	CC219	1	Cylinder Identifier	
Ignition – Distributor Cap	JP706	1		
Ignition – Distributor Rotor	JR625	1		
Ignition – Module	CM425	1		
Ignition – Pickup / Trigger	CIT106	1		
Sensor – Coolant Temperature	CCS20	1		
Sensor – Exhaust Oxygen	COS736	1		Direct Fit 1 Wire
Sensor – Exhaust Oxygen – Universal	COS720	1		Universal 1 Wire
Sensor – Temperature Gauge	CTS111	1		To 4/1989
Sensor – Temperature Gauge	CTS115	1		From 4/1989
Switch – Brake Light	CSL47	1		
Switch – Oil Pressure Warning Light	CPS23	1		
Switch – Radiator Fan	CFS42	1		Mounted In Head
Switch – Radiator Fan	CFS26	1		Mounted In Radiator
Laser BF5PF: KF (NZ Market) 1987-94 4 Cyl 1.5L E5: B5 SOHC 8V Carb.				
Ignition – Coil – Standard	CC259	1	Mitsubishi Electronic Distributor	
Laser KF Carb. (NZ Market) 1990-92 4 Cyl 1.3L B3 SOHC 16V				
Ignition – Distributor Cap	JP718	1	Mitsubishi Electronic Distributor	
Ignition – Distributor Rotor	JR641	1	Mitsubishi Electronic Distributor	
Laser KE Series II: KF: KH: KH Series II 3/90-10/94 4 Cyl 1.6L B6 SOHC 16V Carb. FWD				
Ignition – Coil – Standard	CC350	1	Mitsubishi Electronic Distributor	
Ignition – Distributor Cap	JP718	1		
Ignition – Distributor Rotor	JR641	1		
Ignition – Module	CM411	1		
Ignition – Pickup / Trigger	CIT113	1		
Sensor – Temperature Gauge	CTS110	1		
Switch – Brake Light	CSL47	1		
Switch – Oil Pressure Warning Light	CPS23	1		
Switch – Radiator Fan	CFS65	1		
Laser KF: KH: KH Series II Incl. TX3 3/90-10/94 4 Cyl 1.8L BP SOHC 16V: DOHC 16V EFI FWD				
Ignition – Coil – Standard	CC226	1	Mitsubishi Electronic Distributor	
Ignition – Distributor Cap	JP698	1		
Ignition – Distributor Rotor	DR792	1		
Ignition – Module	CM421	1		
Sensor – Coolant Temperature	CCS20	1		
Sensor – Crankshaft	CSCA08	1		
Sensor – Exhaust Oxygen	COS766	1		Direct Fit 1 Wire
Sensor – Exhaust Oxygen – Universal	COS720	1		Universal 1 Wire
Sensor – Temperature Gauge	CTS110	1		
Sensor – Throttle Position	CTPS104	1		Manual Transmission
Switch – Brake Light	CSL47	1		
Switch – Oil Pressure Warning Light	CPS37	1		
Switch – Radiator Fan	CFS65	1		Mounted In Head
Switch – Radiator Fan	CFS67	1		Mounted In Radiator

APPLICATION GUIDE



Ford	Part No	Qty	Notes
Laser KF: KH Series II TX3 Turbo			
6/90-7/93 4 Cyl 1.8L BPD DOHC 16V EFi 4WD			
Ignition – Coil – Standard	CC226	1	
Ignition – Distributor Cap	JP698	1	Mitsubishi Electronic Distributor
Ignition – Distributor Rotor	DR792	1	Mitsubishi Electronic Distributor
Ignition – Module	CM421	1	
Sensor – Coolant Temperature	CCS20	1	
Sensor – Exhaust Oxygen – Universal	COS721	1	Universal 3 Wire
Sensor – Temperature Gauge	CTS110	1	
Switch – Brake Light	CSL47	1	
Switch – Oil Pressure Warning Light	CPS37	1	Push On Terminal
Switch – Oil Pressure Warning Light	CPS24	1	Without Push On Terminal
Switch – Radiator Fan	CFS59	1	Mounted In Head
Switch – Radiator Fan	CFS67	1	Mounted In Radiator
Laser (NZ Market)			
1991-96 4 Cyl 1.5L Z5-DE DOHC EFi			
Ignition – Distributor Rotor	DR133	1	Mitsubishi Electronic Distributor
Laser KJ			
10/94-12/96 4 Cyl 1.6L B6 DOHC 16V MPFi FWD			
Ignition – Coil – Standard	CC253	1	
Ignition – Distributor Cap	BD132	1	Mitsubishi Electronic Distributor
Ignition – Distributor Rotor	DR133	1	Mitsubishi Electronic Distributor
Sensor – Coolant Temperature	CCS21	1	
Sensor – Crankshaft	CSCA67	1	
Sensor – Exhaust Oxygen – Universal	COS721	1	Universal 3 Wire
Sensor – Temperature Gauge	CTS110	1	
Switch – Brake Light	CSL69	1	
Laser KJ			
10/94-12/96 4 Cyl 1.8L BP DOHC 16V MPFi FWD			
Ignition – Coil – Standard	CC241	1	
Ignition – Distributor Cap	BD132	1	Mitsubishi Electronic Distributor
Ignition – Distributor Rotor	DR133	1	Mitsubishi Electronic Distributor
Sensor – Coolant Temperature	CCS21	1	
Sensor – Crankshaft	CSCA67	1	
Sensor – Exhaust Oxygen	COS837	1	Direct Fit 4 Wire: To 7/1995
Sensor – Exhaust Oxygen – Universal	COS724	1	Universal 4 Wire
Sensor – Temperature Gauge	CTS110	1	
Switch – Brake Light	CSL69	1	
Laser KJ Series II (KL): KJ Series III (KM)			
12/96-3/99 4 Cyl 1.6L B6 DOHC 16V MPFi FWD			
Ignition – Coil – Standard	CC242	1	
Ignition – Distributor Cap	BD132	1	Mitsubishi Electronic Distributor
Ignition – Distributor Rotor	DR133	1	Mitsubishi Electronic Distributor
Sensor – Crankshaft	CSCA65	1	
Sensor – Exhaust Oxygen – Universal	COS720	1	Universal 1 Wire
Sensor – Temperature Gauge	CTS110	1	
Switch – Brake Light	CSL47	1	
Switch – Oil Pressure Warning Light	CPS37	1	

APPLICATION GUIDE



Ford	Part No	Qty	Notes
Laser KJ Series II (KL): KJ Series III (KM)			
12/96-3/99 4 Cyl 1.8L BP: BPE DOHC 16V MPFi FWD			
Ignition – Coil – Standard	CC242	1	
Ignition – Distributor Cap	BD132	1	Mitsubishi Electronic Distributor
Ignition – Distributor Rotor	DR133	1	Mitsubishi Electronic Distributor
Sensor – Crankshaft	CSCA65	1	
Sensor – Exhaust Oxygen – Universal	COS721	1	Universal 3 Wire
Sensor – Temperature Gauge	CTS110	1	
Switch – Brake Light	CSL47	1	
Switch – Oil Pressure Warning Light	CPS37	1	
Laser KN: KQ			
3/99-8/02 4 Cyl 1.6L ZM DOHC 16V MPFi FWD			
Ignition – Coil and Igniter	CC316	2	
Sensor – Camshaft	CSCA91	1	
Sensor – Coolant Temperature	CCS21	1	From 7/1999
Sensor – Crankshaft	CSCA155	1	
Sensor – Exhaust Oxygen	COS908	1	Direct Fit 4 Wire
Sensor – Exhaust Oxygen – Universal	COS724	1	Universal 4 Wire
Sensor – Throttle Position	CTPS143	1	
Switch – Brake Light	CSL47	1	
Laser KN: KQ			
3/99-8/02 4 Cyl 1.8L FP DOHC 16V MPFi FWD			
Ignition – Coil and Igniter	CC311	1	From 4/2001
Sensor – Air Temperature – Inlet	CAT010	1	
Sensor – Camshaft	CSCA91	1	
Sensor – Camshaft	CSCA93	1	
Sensor – Coolant Temperature	CCS21	1	From 7/1999
Sensor – Crankshaft	CSCA47	1	
Sensor – Exhaust Oxygen	COS909	1	Direct Fit 4 Wire: Auto Transmission
Sensor – Exhaust Oxygen	COS922	1	Direct Fit 4 Wire: Manual Transmission
Sensor – Exhaust Oxygen – Universal	COS724	1	Universal 4 Wire
Sensor – Throttle Position	CTPS147	1	
Switch – Brake Light	CSL47	1	
Laser KQ			
4/01-8/02 4 Cyl 2.0L FS DOHC 16V MPFi FWD			
Ignition – Coil and Igniter	CC311	1	
Sensor – Air Temperature – Inlet	CAT010	1	
Sensor – Camshaft	CSCA93	1	
Sensor – Coolant Temperature	CCS21	1	
Sensor – Crankshaft	CSCA47	1	
Sensor – Exhaust Oxygen – Universal	COS724	1	Universal 4 Wire
Switch – Brake Light	CSL47	1	
LTD FA: FB: FC			
1973-2/82 V8 Cyl 351 ci 5.8L C OHV Carb. RWD			
Ignition – Coil – Standard	CIC32R	1	Bosch Points Distributor: To 6/1978
Ignition – Coil – Standard	CC215	1	Bosch Electronic Distributor: From 6/1978
Ignition – Coil – Heavy Duty Oil Filled Type	C80R	1	Bosch Points Distributor: To 6/1978
Ignition – Coil – Heavy Duty Epoxy Type	CC254	1	Bosch Points Distributor: To 6/1978
Ignition – Distributor Cap	BH84	1	Bosch Points and Electronic Distributor
Ignition – Distributor Condenser	BC71	1	Bosch Points Distributor: To 6/1978
Ignition – Distributor Points / Contact Set	S15V	1	Bosch Points Distributor: To 6/1978
Ignition – Distributor Rotor	BH87	1	Bosch Points Distributor: To 6/1978
Ignition – Distributor Rotor	BH101	1	Bosch Electronic Distributor: From 6/1978
Ignition – Module	CM418	1	Bosch Electronic Distributor: From 1/1979
Ignition – Pickup / Trigger	CIT116	1	Bosch Electronic Distributor: From 1/1979
Sensor – Temperature Gauge	CTS120	1	
Switch – Brake Light	CSL20	1	From 6/1979
Switch – Oil Pressure Warning Light	CPS34	1	From 6/1979

APPLICATION GUIDE



Ford	Part No	Qty	Notes
LTD FC: FD Carb.			
10/79-2/83 6 Cyl 4.1L OHV 12V Carb. RWD			
Ignition – Coil – Standard	CC215	1	
Ignition – Distributor Cap	BH118	1	Bosch Electronic Distributor
Ignition – Distributor Rotor	BH101	1	Bosch Electronic Distributor
Ignition – Module	CM418	1	Bosch Electronic Distributor
Ignition – Pickup / Trigger	CIT116	1	From 6/1980
Sensor – Temperature Gauge	CTS122	1	
Switch – Brake Light	CSL20	1	
Switch – Oil Pressure Warning Light	CPS30	1	
LTD FD			
3/82-2/83 V8 Cyl 5.0L C: 5.8L C OHV Carb. RWD			
Ignition – Coil – Standard	CC215	1	
Ignition – Distributor Cap	BH84	1	Bosch Electronic Distributor
Ignition – Distributor Rotor	BH101	1	Bosch Electronic Distributor
Ignition – Module	CM418	1	Bosch Electronic Distributor
Ignition – Pickup / Trigger	CIT116	1	Bosch Electronic Distributor
Sensor – Temperature Gauge	CTS120	1	
Switch – Brake Light	CSL20	1	
Switch – Oil Pressure Warning Light	CPS34	1	
LTD FD EFi			
3/83-9/84 6 Cyl 4.1L OHV 12V EFi RWD			
Ignition – Coil – Standard	CC215	1	
Ignition – Distributor Cap	BH118	1	Bosch Electronic Distributor
Ignition – Distributor Rotor	BH101	1	Bosch Electronic Distributor
Ignition – Module	CM418	1	Bosch Electronic Distributor
Ignition – Pickup / Trigger	CIT116	1	Bosch Electronic Distributor
Sensor – Coolant Temperature	CCS29	1	
Sensor – Temperature Gauge	CTS122	1	
Switch – Brake Light	CSL20	1	
Switch – Oil Pressure Warning Light	CPS30	1	
LTD FE			
10/84-5/88 6 Cyl 4.1L OHV 12V EFi RWD			
Ignition – Coil – Standard	CC200	1	
Ignition – Distributor Cap	BH144	1	Bosch Electronic Distributor
Ignition – Distributor Rotor	BH231	1	Bosch Electronic Distributor
Ignition – Module	CM420	1	
Sensor – Air Temperature – Inlet	CAT003	1	
Sensor – Coolant Temperature	CCS29	1	
Sensor – Exhaust Oxygen	COS733	1	Direct Fit 3 Wire
Sensor – Exhaust Oxygen – Universal	COS721	1	Universal 3 Wire
Sensor – MAP	CMS205	1	
Sensor – Temperature Gauge	CTS122	1	
Sensor – Throttle Position	CTPS121	1	
Switch – Brake Light	CSL50	1	
Switch – Oil Pressure Warning Light	CPS34	1	
Valve – Idle Speed Control	CIA016	1	

APPLICATION GUIDE



Ford	Part No	Qty	Notes
LTD DA: DA Series II: DC: DC Series II			
6/88-3/95 6 Cyl 3.9L SOHC 12V MPFI RWD			
Ignition – Coil – Standard	CC236	1	
Ignition – Distributor Cap	BH144	1	Bosch Electronic Distributor
Ignition – Distributor Rotor	BH231	1	Bosch Electronic Distributor
Ignition – Module	CM420	1	
Sensor – Air Temperature – Inlet	CAT003	1	
Sensor – Coolant Temperature	CCS29	1	
Sensor – Exhaust Oxygen	COS733	1	Direct Fit 3 Wire
Sensor – Exhaust Oxygen – Universal	COS721	1	Universal 3 Wire
Sensor – MAP	CMS205	1	
Sensor – Temperature Gauge	CTS144	1	To 9/1989
Sensor – Temperature Gauge	CTS131	1	From 10/1989
Sensor – Throttle Position	CTPS117	1	Inner: To 1/1992
Sensor – Throttle Position	CTPS109	1	Outer: To 1/1992
Sensor – Throttle Position	CTPS121	1	From 2/1992
Switch – Brake Light	CSL50	1	
Switch – Oil Pressure Warning Light	CPS34	1	
Switch – Power Steering	CP100	1	Grey Insulator
Valve – Idle Speed Control	CIA005	1	With rectangular two pin connector
LTD DC: DC Series II			
7/91-3/95 V8 Cyl 5.0L W OHV 16V MPFI RWD			
Ignition – Coil – Standard	CC205	1	
Ignition – Distributor Cap	FO100	1	Ford Electronic Distributor
Ignition – Distributor Cap Base	BC146	1	Ford Electronic Distributor
Ignition – Distributor Rotor	FO95	1	Ford Electronic Distributor
Ignition – Module	CM426	1	
Ignition – Pickup / Trigger	CSCA80	1	
Sensor – Air Temperature – Inlet	CAT003	1	
Sensor – Coolant Temperature	CCS29	1	
Sensor – Exhaust Oxygen	COS733	1	Direct Fit 3 Wire
Sensor – Exhaust Oxygen – Universal	COS721	1	Universal 3 Wire
Sensor – MAP	CMS205	1	
Sensor – Temperature Gauge	CTS122	1	
Sensor – Throttle Position	CTPS110	1	Upper
Sensor – Throttle Position	CTPS100	1	Lower
Switch – Brake Light	CSL50	1	
Switch – Oil Pressure Warning Light	CPS34	1	
Valve – Idle Speed Control	CIA009	1	
LTD DF: DF Series II			
3/95-9/96 6 Cyl 4.0L SOHC 12V MPFI RWD			
Ignition – Coil – Standard	CC351	1	
Sensor – Air Temperature – Inlet	CAT003	1	
Sensor – Coolant Temperature	CCS29	1	
Sensor – Exhaust Oxygen	COS733	1	Direct Fit 3 Wire
Sensor – Exhaust Oxygen – Universal	COS721	1	Universal 3 Wire
Sensor – Temperature Gauge	CTS131	1	
Switch – Brake Light	CSL38	1	Can Use CSL46
Switch – Oil Pressure Warning Light	CPS34	1	
Switch – Power Steering	CP100	1	Grey Insulator

APPLICATION GUIDE



Ford	Part No	Qty	Notes
LTD DF: DF Series II: DL			
3/95-6/99 V8 Cyl 5.0L W OHV 16V MPFI RWD			
Ignition – Coil – Standard	CC205	1	
Ignition – Distributor Cap	FO100	1	Ford Electronic Distributor
Ignition – Distributor Cap Base	BC146	1	Ford Electronic Distributor
Ignition – Distributor Rotor	FO95	1	Ford Electronic Distributor
Ignition – Module	CM426	1	
Ignition – Pickup / Trigger	CSCA80	1	
Sensor – Air Temperature – Inlet	CAT003	1	
Sensor – Coolant Temperature	CCS29	1	
Sensor – Exhaust Oxygen	COS733	2	Direct Fit 3 Wire
Sensor – Exhaust Oxygen – Universal	COS721	2	Universal 3 Wire
Sensor – Throttle Position	CTPS110	1	Upper
Sensor – Throttle Position	CTPS100	1	Lower
Switch – Brake Light	CSL38	1	Can Use CSL46
Switch – Oil Pressure Warning Light	CPS34	1	
LTD DL			
9/96-6/99 6 Cyl 4.0L SOHC 12V MPFI RWD			
Ignition – Coil – Standard	CC236	1	From 9/1996
Ignition – Distributor Cap	BH144	1	Bosch Electronic Distributor: From 9/1996
Ignition – Distributor Rotor	BH231	1	Bosch Electronic Distributor: From 9/1996
Ignition – Module	CM420	1	
Sensor – Air Temperature – Inlet	CAT003	1	
Sensor – Coolant Temperature	CCS29	1	
Sensor – Crankshaft	CSCA41	1	
Sensor – Exhaust Oxygen	COS733	1	Direct Fit 3 Wire
Sensor – Exhaust Oxygen – Universal	COS721	1	Universal 3 Wire
Sensor – Knock Control	CKS102	1	
Sensor – MAP	CMS205	1	
Sensor – Temperature Gauge	CTS131	1	
Sensor – Throttle Position	CTPS121	1	
Switch – Brake Light	CSL38	1	Can Use CSL46
Switch – Oil Pressure Warning Light	CPS34	1	
Switch – Power Steering	CP100	1	Grey Insulator
Valve – Idle Speed Control	CIA011	1	With oval two pin connector
Valve – Idle Speed Control	CIA005	1	With rectangular two pin connector
LTD AU: AU Series II			
6/99-12/02 6 Cyl 4.0L SOHC 12V MPFI RWD			
Ignition – Coil – Standard	CC351	1	Series I: To 4/2000
Ignition – Coil – Standard	CC237	1	Series II: From 4/2000
Sensor – Crankshaft	CSCA41	1	
Sensor – Exhaust Oxygen	COS802	1	Direct Fit 4 Wire
Sensor – Exhaust Oxygen – Universal	COS724	1	Universal 4 Wire
Sensor – Knock Control	CKS105	1	
Sensor – MAP and Inlet Air Temperature	CMS217	1	To 2/2000
Sensor – MAP and Inlet Air Temperature	CMS216	1	From 3/2000
Sensor – Throttle Position	CTPS121	1	To 2/2000
Sensor – Throttle Position	CTPS108	1	From 3/2000
Switch – Brake Light	CSL38	1	Can Use CSL46
Switch – Oil Pressure Warning Light	CPS34	1	
Switch – Power Steering	CP100	1	Grey Insulator

APPLICATION GUIDE



Ford	Part No	Qty	Notes
LTD AU: AU Series II			
6/99-12/02 V8 Cyl 5.0L W OHV 16V MPFI RWD			
Ignition – Coil – Standard	CC240	1	
Sensor – Air Temperature – Inlet	CAT018	1	In Air Intake
Sensor – Air Temperature – Inlet	CAT003	1	In Manifold
Sensor – Camshaft	CSCA92	1	
Sensor – Exhaust Oxygen	COS802	1	Direct Fit 4 Wire
Sensor – Exhaust Oxygen – Universal	COS724	1	Universal 4 Wire
Sensor – Throttle Position	CTPS110	1	Upper
Sensor – Throttle Position	CTPS100	1	Lower
Switch – Brake Light	CSL38	1	Can Use CSL46
Switch – Oil Pressure Warning Light	CPS34	1	
Valve – Idle Speed Control	CIA006	1	
LTD BA: BA Series II: BF			
7/03-12/07 V8 Cyl 5.4L Barra 220: Barra 230 SOHC 24V ESPFI RWD			
Sensor – Camshaft	CSCA126	1	
Sensor – Coolant Temperature	CCS43	1	
Sensor – Crankshaft	CSCA144	1	
Sensor – Crankshaft / Cam	CSCA143	2	Camshaft Timing
Sensor – Exhaust Oxygen	COS765	1	Direct Fit 4 Wire
Sensor – Exhaust Oxygen – Universal	COS724	1	Universal 4 Wire
Sensor – MAP and Inlet Air Temperature	CMS216	1	
Switch – Brake Light	CSL62	1	
Maverick			
2/88-9/93 6 Cyl 4.2L TB42 OHV Carb. 4WD			
Ignition – Coil – Standard	CIC32R	1	
Ignition – Coil – Heavy Duty Oil Filled Type	C80R	1	
Ignition – Coil – Heavy Duty Epoxy Type	CC254	1	
Ignition – Distributor Cap	BD810	1	Mitsubishi Points Distributor
Ignition – Distributor Points / Contact Set	S219VU	1	Mitsubishi Points Distributor
Switch – Oil Pressure Warning Light	CPS28	1	
Meteor GA: GB			
4/82-9/85 4 Cyl 1.5L E5 SOHC 8V Carb. & Twin Carb. FWD			
Ignition – Coil – Standard	CIC32R	1	Points Ignition: To 1982
Ignition – Coil – Standard	CC259	1	Electronic Ignition: From 1982
Ignition – Coil – Heavy Duty Oil Filled Type	C80R	1	Points Ignition: To 1982
Ignition – Coil – Heavy Duty Epoxy Type	CC254	1	Points Ignition: To 1982
Ignition – Distributor Cap	JP542	1	Points Ignition: To 1982
Ignition – Distributor Cap	JP568	1	Electronic Ignition: From 1982
Ignition – Distributor Condenser	MC417	1	Points Ignition: To 1982
Ignition – Distributor Points / Contact Set	S219VU	1	Points Ignition: To 1982
Ignition – Distributor Rotor	JR533	1	Points Ignition: To 1982
Ignition – Distributor Rotor	JR555	1	Electronic Ignition: From 1982
Ignition – Module	CM408	1	Electronic Ignition: From 1982
Ignition – Pickup / Trigger	CIT110	1	Electronic Ignition: From 1982
Sensor – Temperature Gauge	CTS111	1	
Switch – Brake Light	CSL47	1	
Switch – Oil Pressure Warning Light	CPS23	1	
Switch – Radiator Fan	CFS26	1	

APPLICATION GUIDE



Ford	Part No	Qty	Notes
Meteor GC			
10/85-9/87 4 Cyl 1.6L B6 SOHC 8V Carb. FWD			
Ignition – Coil – Standard	CC259	1	
Ignition – Distributor Cap	JP684	1	Mitsubishi Electronic Distributor
Ignition – Distributor Rotor	JR619	1	Mitsubishi Electronic Distributor
Ignition – Module	CM405	1	
Ignition – Pickup / Trigger	CIT111	1	
Sensor – Temperature Gauge	CTS111	1	
Switch – Brake Light	CSL47	1	
Switch – Oil Pressure Warning Light	CPS23	1	
Switch – Radiator Fan	CFS42	1	Mounted In Head
Meteor GC			
10/85-9/87 4 Cyl 1.6L B6 SOHC 8V EFI FWD			
Ignition – Coil – Standard	CC222	1	
Ignition – Distributor Cap	JP684	1	Mitsubishi Electronic Distributor
Ignition – Distributor Rotor	JR617	1	Mitsubishi Electronic Distributor
Ignition – Module	CM408	1	To 4/1987
Ignition – Module	CM405	1	From 4/1987
Ignition – Pickup / Trigger	CIT111	1	
Sensor – Coolant Temperature	CCS20	1	
Sensor – Exhaust Oxygen	COS736	1	Direct Fit 1 Wire
Sensor – Exhaust Oxygen – Universal	COS720	1	Universal 1 Wire
Sensor – Temperature Gauge	CTS111	1	
Sensor – Throttle Position	CTPS104	1	
Switch – Brake Light	CSL47	1	
Switch – Oil Pressure Warning Light	CPS23	1	
Switch – Radiator Fan	CFS42	1	Mounted In Head
Switch – Radiator Fan	CFS26	1	Mounted In Radiator
Mondeo HA: HB: HC			
7/95-12/98 4 Cyl 2.0L HA (Zetec) DOHC 16V MPFI FWD			
Ignition – Coil – Standard	CC240	1	
Sensor – Air Flow / MAF	CAF031	1	
Sensor – Camshaft	CSCA108	1	
Sensor – Coolant Temperature	CCS43	1	
Sensor – Crankshaft	CSCA44	1	
Sensor – Exhaust Oxygen	COS767	1	Direct Fit 4 Wire
Sensor – Exhaust Oxygen – Universal	COS724	1	Universal 4 Wire
Sensor – Temperature Gauge	CTS151	1	To 12/1997
Switch – Brake Light	CSL62	1	
Switch – Oil Pressure Warning Light	CPS41	1	
Mondeo HD: HE			
1/99-12/00 4 Cyl 2.0L HA (Zetec) DOHC 16V MPFI FWD			
Ignition – Coil – Standard	CC239	1	
Sensor – Air Flow / MAF	CAF031	1	
Sensor – Camshaft	CSCA108	1	
Sensor – Coolant Temperature	CCS40	1	
Sensor – Crankshaft	CSCA44	1	
Switch – Oil Pressure Warning Light	CPS41	1	
Mondeo HE			
2/00-12/00 V6 Cyl 2.5L Duratec DOHC 24V MPFI FWD			
Ignition – Coil – Standard	CC210	1	
Sensor – Air Temperature – Inlet	CAT027	1	
Sensor – Coolant Temperature	CCS43	1	
Sensor – Exhaust Oxygen – Universal	COS724	1	Universal 4 Wire
Switch – Brake Light	CSL62	1	4 Speed Auto Transmission



RETURN TO
CONTENTS

ENGINE MANAGEMENT PARTS

APPLICATION GUIDE



Ford	Part No	Qty	Notes
Mondeo MA TDCi Turbo Diesel			
10/07-on 4 Cyl 2.0L Duratorq DOHC 16V Di FWD			
Sensor – Air Temperature – Inlet	CAT028	1	
Mustang			
10/65-12/73 V8 Cyl 4.7L W OHV 16V Carb. RWD			
Ignition – Coil – Standard	CIC32R	1	
Ignition – Coil – Heavy Duty Oil Filled Type	C80R	1	
Ignition – Coil – Heavy Duty Epoxy Type	CC254	1	
Ignition – Distributor Cap	F090	1	Ford Points Distributor: To 1970
Ignition – Distributor Condenser	FC79	1	Ford Points Distributor: To 1970
Ignition – Distributor Points / Contact Set	S82V	1	Ford Points Distributor: To 1970
Ignition – Distributor Rotor	F075	1	Ford Points Distributor: To 1970
Mustang Cobra			
2/01-12/03 V8 Cyl 4.6L XF DOHC 32V MPFi RWD			
Sensor – Camshaft	CSCA126	1	
Sensor – Crankshaft	CSCA144	1	
Probe ST: SU: SV			
7/94-1/98 V6 Cyl 2.5L KL DOHC 24V EFi FWD			
Ignition – Coil – Standard	CC252	1	
Ignition – Distributor Cap	JP726	1	Mitsubishi Electronic Distributor
Ignition – Distributor Rotor	JR647	1	Mitsubishi Electronic Distributor
Ignition – Module & Pickup / Trigger	CSCA59	1	Mitsubishi Distributor: From 11/1994
Ignition – Pickup / Trigger	CSCA10	1	Mitsubishi Electronic Distributor: To 10/1994
Sensor – Coolant Temperature	CCS21	1	
Sensor – Crankshaft	CSCA49	1	
Sensor – Exhaust Oxygen	COS764	1	Direct Fit 4 Wire: Front
Sensor – Exhaust Oxygen	COS763	1	Direct Fit 4 Wire: Rear
Sensor – Exhaust Oxygen – Universal	COS724	2	Universal 4 Wire: Front and Rear
Sensor – Knock Control	CKS119	1	
Sensor – Temperature Gauge	CTS110	1	
Sensor – Throttle Position	CTPS149	1	
Switch – Brake Light	CSL70	1	
Switch – Oil Pressure Warning Light	CPS37	1	
Raider UV			
8/91-7/97 4 Cyl 2.6L G6 SOHC 12V EFi 4WD			
Ignition – Coil – Standard	CC209	1	
Ignition – Distributor Cap	JP698	1	Mitsubishi Electronic Distributor
Ignition – Distributor Rotor	DR792	1	Mitsubishi Electronic Distributor
Ignition – Module	CM421	1	
Sensor – Air Temperature – Inlet	CAT013	1	
Sensor – Coolant Temperature	CCS46	1	
Sensor – Crankshaft	CSCA53	1	In Distributor
Sensor – Exhaust Oxygen	COS763	1	Direct Fit 2 Wire
Sensor – Exhaust Oxygen – Universal	COS723	1	Universal 2 Wire
Sensor – Temperature Gauge	CTS115	1	
Sensor – Throttle Position	CTPS148	1	
Switch – Brake Light	CSL47	1	
Switch – Oil Pressure Warning Light	CPS23	1	
Sierra S/W (NZ Market)			
1984-88 4 Cyl 2.0L TL20H SOHC			
Ignition – Distributor Cap	F092	1	Autolite Distributor
Ignition – Distributor Cap	BH100	1	Bosch Distributor
Ignition – Distributor Rotor	F077	1	Autolite Distributor
Ignition – Distributor Rotor	DR127	1	Bosch Distributor

APPLICATION GUIDE



Ford	Part No	Qty	Notes
Spectron 1/83-5/84 4 Cyl 1.6L NA SOHC 8V Carb. RWD			
Ignition – Coil – Standard	CIC32R	1	Points Ignition
Ignition – Coil – Heavy Duty Oil Filled Type	C80R	1	
Ignition – Coil – Heavy Duty Epoxy Type	CC254	1	
Ignition – Distributor Cap	JP564	1	Points Distributor
Ignition – Distributor Condenser	MC413	1	Points Distributor
Ignition – Distributor Points / Contact Set	S219VU	1	Points Distributor
Ignition – Distributor Rotor	JR533	1	Points Distributor
Spectron 5/84-12/86 4 Cyl 1.8L F8 SOHC 8V Carb. RWD			
Ignition – Coil – Standard	CIC32R	1	Points Ignition: To 11/1986
Ignition – Coil – Standard	CC209	1	Electronic Ignition: From 11/1986
Ignition – Coil – Heavy Duty Oil Filled Type	C80R	1	Points Ignition
Ignition – Coil – Heavy Duty Epoxy Type	CC254	1	Points Ignition
Ignition – Distributor Cap	JP564	1	Manual Transmission: Points Dist.: To 11/1986
Ignition – Distributor Cap	JP680	1	Manual Transmission: Electronic Distributor: From 11/1986
Ignition – Distributor Condenser	MC413	1	Manual Transmission: Points Dist.: To 11/1986
Ignition – Distributor Points / Contact Set	S219VU	1	Manual Transmission: Points Dist.: To 11/1986
Ignition – Distributor Rotor	JR533	1	Manual Transmission: Points Dist.: To 11/1986
Ignition – Distributor Rotor	JR617	1	Manual Transmission: Electronic Distributor: From 11/1986
Ignition – Module	CM405	1	Manual Transmission: Electronic Distributor: From 11/1986
Ignition – Pickup / Trigger	CIT106	1	Manual Transmission: Electronic Distributor: From 11/1986
Sensor – Temperature Gauge	CTS111	1	
Switch – Oil Pressure Warning Light	CPS25	1	
Spectron Incl.4WD 3/86-4/90 4 Cyl 2.0L FE SOHC 8V Carb. RWD			
Ignition – Coil – Standard	CC209	1	
Ignition – Distributor Cap	JP680	1	Electronic Distributor
Ignition – Distributor Rotor	JR617	1	Electronic Distributor
Ignition – Module	CM405	1	Electronic Distributor
Ignition – Pickup / Trigger	CIT106	1	Electronic Distributor: To 7/1989
Ignition – Pickup / Trigger	CIT107	1	Electronic Distributor: From 7/1989
Sensor – Temperature Gauge	CTS111	1	
Switch – Oil Pressure Warning Light	CPS25	1	
Taurus DN: DP 3/96-9/98 V6 Cyl 3.0L Duratec DOHC 24V MPFI FWD			
Ignition – Coil – Standard	CC210	1	
Sensor – Camshaft	CSCA106	1	
Sensor – Coolant Temperature	CCS43	1	
Sensor – Exhaust Oxygen	COS802	4	Direct Fit 4 Wire: LH & RH Side Before & After Catalyst
Sensor – Exhaust Oxygen	COS765	2	Direct Fit 4 Wire: LH & RH Side In Catalyst
Sensor – Exhaust Oxygen – Universal	COS724	6	Universal 4 Wire: LH & RH Side: All
Sensor – Throttle Position	CTPS119	1	
Switch – Oil Pressure Warning Light	CPS41	1	

APPLICATION GUIDE



Ford	Part No	Qty	Notes
Telstar AR: AS 5/83-9/87 4 Cyl 2.0L FE SOHC 8V Carb. FWD			
Ignition – Distributor Cap	BH122	1	Bosch Electronic Distributor
Ignition – Distributor Cap	JP568	1	Mitsubishi Electronic Distributor
Ignition – Distributor Rotor	BH121	1	Bosch Electronic Distributor
Ignition – Distributor Rotor	JR555	1	Mitsubishi Electronic Distributor
Ignition – Module	CM418	1	Bosch Electronic Distributor
Ignition – Module	CM408	1	Mitsubishi Electronic Distributor
Sensor – Temperature Gauge	CTS111	1	
Switch – Brake Light	CSL47	1	
Switch – Oil Pressure Warning Light	CPS23	1	
Switch – Radiator Fan	CFS26	1	
Telstar (NZ Market) 1983-88 4 Cyl 2.0L FE SOHC			
Ignition – Coil – Standard	CC259	1	
Telstar GE5PF (NZ Market) 1983-88 V6 Cyl 2.5L KL DOHC			
Ignition – Distributor Rotor	DR135	1	
Telstar AS TX5 Turbo 1/86-9/87 4 Cyl 2.0L FE SOHC 8V SPFI FWD			
Ignition – Distributor Cap	JP568	1	Mitsubishi Distributor
Ignition – Distributor Rotor	JR555	1	Mitsubishi Distributor
Sensor – Coolant Temperature	CCS20	1	
Sensor – Exhaust Oxygen	COS736	1	Direct Fit 1 Wire
Sensor – Exhaust Oxygen – Universal	COS720	1	Universal 1 Wire
Switch – Brake Light	CSL47	1	
Switch – Oil Pressure Warning Light	CPS25	1	
Switch – Radiator Fan	CFS26	1	
Telstar AT 10/87-10/89 4 Cyl 2.0L FE SOHC 8V Carb. FWD			
Ignition – Coil – Standard	CC259	1	
Ignition – Distributor Cap	JP680	1	Mitsubishi Electronic Distributor
Ignition – Distributor Rotor	JR617	1	Mitsubishi Electronic Distributor
Ignition – Module	CM405	1	Mitsubishi Electronic Distributor
Ignition – Pickup / Trigger	CIT106	1	Mitsubishi Electronic Distributor: To 7/1989
Ignition – Pickup / Trigger	CIT107	1	Mitsubishi Electronic Distributor: From 7/1989
Sensor – Temperature Gauge	CTS111	1	To 10/1988
Sensor – Temperature Gauge	CTS115	1	From 10/1988
Telstar AT: AV 10/87-1/92 4 Cyl 2.2L F2 SOHC 12V MPFI FWD			
Ignition – Coil – Standard	CC202	1	Hanshin
Ignition – Coil – Standard	CC219	1	Mitsubishi
Ignition – Distributor Cap	JP710	1	Mitsubishi Electronic Distributor
Ignition – Distributor Rotor	JR625	1	Mitsubishi Electronic Distributor
Ignition – Module	CM405	1	Mitsubishi Electronic Distributor: To 2/1990
Ignition – Pickup / Trigger	CIT107	1	Mitsubishi Electronic Distributor
Sensor – Coolant Temperature	CCS20	1	
Sensor – Exhaust Oxygen	COS736	1	Direct Fit 1 Wire: To 9/1989
Sensor – Exhaust Oxygen	COS768	1	Direct Fit 1 Wire: From 1/1990
Sensor – Exhaust Oxygen – Universal	COS720	1	Universal 1 Wire: All
Sensor – Temperature Gauge	CTS111	1	To 10/1988
Sensor – Temperature Gauge	CTS115	1	From 10/1988
Switch – Brake Light	CSL47	1	To 9/1989
Switch – Brake Light	CSL71	1	From 1/1990
Switch – Oil Pressure Warning Light	CPS23	1	
Switch – Radiator Fan	CFS26	1	

APPLICATION GUIDE



Ford	Part No	Qty	Notes
Telstar AT: AV TX5 Turbo			
10/87-1/92 4 Cyl 2.2L F2 SOHC 12V MPFi FWD			
Ignition – Coil – Standard	CC219	1	
Ignition – Distributor Cap	JP698	1	Mitsubishi Electronic Distributor
Ignition – Distributor Rotor	JR627	1	Mitsubishi Electronic Distributor
Sensor – Coolant Temperature	CCS20	1	
Sensor – Exhaust Oxygen	COS736	1	Direct Fit 1 Wire: To 9/1989
Sensor – Exhaust Oxygen	COS768	1	Direct Fit 1 Wire: From 1/1990
Sensor – Exhaust Oxygen – Universal	COS720	1	Universal 1 Wire
Sensor – Temperature Gauge	CTS111	1	To 10/1988
Sensor – Temperature Gauge	CTS115	1	From 10/1988 To 9/1989
Sensor – Temperature Gauge	CTS110	1	From 1/1990
Switch – Brake Light	CSL47	1	To 9/1989
Switch – Brake Light	CSL71	1	From 1/1990
Switch – Oil Pressure Warning Light	CPS23	1	
Switch – Radiator Fan	CFS26	1	
Telstar AX: AY			
1/92-11/96 4 Cyl 2.0L FS DOHC 16V MPFi FWD			
Ignition – Coil – Standard	CC250	1	Hitachi Electronic Distributor: From 7/1994
Ignition – Coil – Standard	CC245	1	Mitsubishi Electronic Distributor
Ignition – Distributor Cap	JP736	1	Hitachi Electronic Distributor: To 6/1994
Ignition – Distributor Cap	JP404	1	Hitachi Electronic Distributor: From 7/1994
Ignition – Distributor Rotor	JR653	1	Hitachi Electronic Distributor: To 6/1994
Ignition – Distributor Rotor	JR820	1	Hitachi Electronic Distributor: From 7/1994
Sensor – Air Temperature – Inlet	CAT012	1	
Sensor – Coolant Temperature	CCS21	1	
Sensor – Crankshaft	CSCA09	1	In Distributor: Check which one required
Sensor – Crankshaft	CSCA63	1	In Distributor: Check which one required
Sensor – Temperature Gauge	CTS110	1	
Sensor – Throttle Position	CTPS147	1	
Switch – Brake Light	CSL71	1	
Switch – Oil Pressure Warning Light	CPS23	1	
Telstar AX			
1/92-8/94 V6 Cyl 2.5L KL DOHC 24V MPFi FWD			
Ignition – Coil – Standard	CC248	1	
Ignition – Distributor Cap	JP726	1	Mitsubishi Electronic Distributor
Ignition – Distributor Rotor	JR647	1	Mitsubishi Electronic Distributor
Ignition – Module & Pickup / Trigger	CSCA59	1	From 7/1994
Ignition – Pickup / Trigger	CSCA10	1	To 6/1994
Sensor – Coolant Temperature	CCS21	1	
Sensor – Crankshaft	CSCA49	1	
Sensor – Exhaust Oxygen	COS764	1	Direct Fit 4 Wire: Front
Sensor – Exhaust Oxygen	COS763	1	Direct Fit 4 Wire: Rear
Sensor – Exhaust Oxygen – Universal	COS724	2	Universal 4 Wire: Front and Rear
Sensor – Temperature Gauge	CTS110	1	
Sensor – Throttle Position	CTPS149	1	
Switch – Brake Light	CSL71	1	
Switch – Oil Pressure Warning Light	CPS23	1	

APPLICATION GUIDE



Ford	Part No	Qty	Notes
Telstar AY 8/94-11/96 V6 Cyl 2.5L KL DOHC 24V MPFi FWD			
Ignition – Coil – Standard	CC252	1	
Ignition – Distributor Cap	BD134	1	Mitsubishi Electronic Distributor
Ignition – Distributor Rotor	DR135	1	Mitsubishi Electronic Distributor
Ignition – Module & Pickup / Trigger	CSCA59	1	
Sensor – Coolant Temperature	CCS21	1	
Sensor – Crankshaft	CSCA49	1	
Sensor – Exhaust Oxygen	COS764	1	Direct Fit 4 Wire: Front
Sensor – Exhaust Oxygen	COS763	1	Direct Fit 4 Wire: Rear
Sensor – Exhaust Oxygen – Universal	COS724	2	Universal 4 Wire: Front and Rear
Sensor – Knock Control	CKS119	1	From 1995
Sensor – Temperature Gauge	CTS110	1	
Sensor – Throttle Position	CTPS149	1	
Switch – Brake Light	CSL71	1	
Switch – Oil Pressure Warning Light	CPS23	1	
Territory SX: SY 5/04-9/05 6 Cyl 4.0L Barra 182: Barra 190 DOHC 24V MPFi RWD & AWD			
Ignition – Coil – Standard	CC353	6	
Sensor – Camshaft	CSCA124	1	LH Side: Inlet
Sensor – Camshaft	CSCA125	1	RH Side: Exhaust
Sensor – Crankshaft	CSCA126	1	
Sensor – Crankshaft / Cam	CSCA143	1	Crankshaft
Sensor – Exhaust Oxygen	COS802	1	Direct Fit 4 Wire
Sensor – Exhaust Oxygen – Universal	COS724	1	Universal 4 Wire
Trader 0409 6/79-12/81 4 Cyl 2.0L VA Carb. 4x2			
Sensor – Temperature Gauge	CTS112	1	
Switch – Oil Pressure Warning Light	CPS23	1	
Transit 5/73-12/81 6 Cyl 4.1L Carb. RWD			
Ignition – Coil – Standard	CIC32R	1	
Ignition – Coil – Heavy Duty Oil Filled Type	C80R	1	
Ignition – Coil – Heavy Duty Epoxy Type	CC254	1	
Ignition – Distributor Cap	BH82	1	Bosch Points Distributor
Ignition – Distributor Condenser	BC71	1	Bosch Points Distributor
Ignition – Distributor Points / Contact Set	S11V	1	Bosch Points Distributor
Ignition – Distributor Rotor	DR463	1	Bosch Points Distributor
Sensor – Temperature Gauge	CTS122	1	
Switch – Oil Pressure Warning Light	CPS30	1	
Transit VE Diesel 6/94-5/96 4 Cyl 2.5L 4D OHV 8V Di RWD			
Sensor – Temperature Gauge	CTS149	1	
Transit VF: VG 1/96-11/00 4 Cyl 2.0L N9K: NSJ DOHC EFI RWD			
Ignition – Coil – Standard	CC238	2	
Sensor – Air Flow / MAF	CAF031	1	
Sensor – Air Temperature – Inlet	CAT025	1	To 7/1997
Sensor – Air Temperature – Inlet	CAT003	1	From 7/1997
Sensor – Coolant Temperature	CCS29	1	2 Round Pin Connector
Sensor – Coolant Temperature	CCS43	1	2 Flat Pin Connector
Sensor – Exhaust Oxygen	COS808	1	Direct Fit 4 Wire
Sensor – Exhaust Oxygen – Universal	COS724	1	Universal 4 Wire
Sensor – Temperature Gauge	CTS151	1	
Switch – Oil Pressure Warning Light	CPS45	1	

APPLICATION GUIDE



Ford	Part No	Qty	Notes
Transit VF: VG Turbo Diesel 5/96-11/00 4 Cyl 2.5L Di RWD			
Sensor – Air Temperature – Inlet	CAT003	1	
Sensor – Coolant Temperature	CCS43	1	
Transit VH: VJ 12/00-10/06 4 Cyl 2.3L DOHC 16V MPFI RWD			
Sensor – Air Temperature – Inlet	CAT003	1	
Sensor – Coolant Temperature	CCS43	1	
Sensor – Crankshaft	CSCA195	1	
Switch – Oil Pressure Warning Light	CPS45	1	
Transit VH Turbo Diesel 12/00-4/04 4 Cyl 2.4L DOHC 16V Di RWD			
Sensor – Crankshaft	CSCA44	1	
Sensor – Temperature Gauge	CTS149	1	
Switch – Oil Pressure Warning Light	CPS45	1	
Ford FTE			
TE50: TL50: TS50: AU: AU Series II: AU Series III 10/99-12/02 V8 Cyl 5.0L 302W: 5.6L OHV 16V MPFI RWD			
Sensor – Air Temperature – Inlet	CAT018	1	In Air Intake
Sensor – Air Temperature – Inlet	CAT003	1	In Manifold
Hillman			
Arrow 5/67-11/68 4 Cyl 1.7L OHV Carb. RWD			
Ignition – Coil – Standard	CIC31	1	
Ignition – Coil – Heavy Duty Oil Filled Type	C80	1	
Ignition – Distributor Cap	BD278	1	Lucas Points Distributor
Ignition – Distributor Condenser	LC103	1	Lucas Points Distributor
Ignition – Distributor Points / Contact Set	L19V	1	Lucas Points Distributor
Ignition – Distributor Rotor	BD256	1	Lucas Points Distributor
Hunter HC: HE 5/67-10/70 4 Cyl 1.7L OHV Carb. & 2xCarb. RWD			
Ignition – Coil – Standard	CIC31	1	
Ignition – Coil – Heavy Duty Oil Filled Type	C80	1	
Ignition – Distributor Cap	BD278	1	Lucas Points Distributor: To 1972
Ignition – Distributor Cap	BD276	1	Lucas Points Distributor: From 1972
Ignition – Distributor Condenser	LC103	1	Lucas Points Distributor
Ignition – Distributor Points / Contact Set	L19V	1	Lucas Points Distributor
Ignition – Distributor Rotor	BD256	1	Lucas Points Distributor: To 1972
Ignition – Distributor Rotor	BD229	1	Lucas Points Distributor: From 1972
Sensor – Temperature Gauge	CTS119	1	
Switch – Oil Pressure Warning Light	CPS31	1	
Husky 1/60-12/62 4 Cyl 1.4L OHV Carb. RWD			
Sensor – Temperature Gauge	CTS119	1	
Switch – Oil Pressure Warning Light	CPS31	1	

APPLICATION GUIDE



Hillman	Part No	Qty	Notes
Imp 12/64-12/69 4 Cyl 875cc Carb. RWD			
Ignition – Coil – Standard	CIC31	1	
Ignition – Coil – Heavy Duty Oil Filled Type	C80	1	
Ignition – Distributor Cap	BD268	1	Lucas Points Distributor
Ignition – Distributor Condenser	LC103	1	Lucas Points Distributor
Ignition – Distributor Points / Contact Set	L19V	1	Lucas Points Distributor
Ignition – Distributor Rotor	BD229	1	Lucas Points Distributor
Sensor – Temperature Gauge	CTS119	1	
Switch – Oil Pressure Warning Light	CPS31	1	
Minx 1/60-12/67 4 Cyl 1.5L: 1.6L Carb. RWD			
Sensor – Temperature Gauge	CTS119	1	
Switch – Oil Pressure Warning Light	CPS31	1	
Holden			
Adventra VY Series II CX8: LX8 10/03-10/04 V8 Cyl 5.7L GEN III OHV 16V MPFi 4WD			
Ignition – Coil and Igniter	CC354	8	
Sensor – Air Temperature – Inlet	CAT006	1	
Sensor – Camshaft	CSCA112	1	
Sensor – Coolant Temperature	CCS31	1	
Sensor – MAP	CMS210	1	
Sensor – Throttle Position	CTPS124	1	
Switch – Oil Pressure Warning Light	CPS38	1	
Adventra VZ CX8: LX8 11/04-2/05 V8 Cyl 5.7L GEN III OHV 16V MPFi 4WD			
Ignition – Coil and Igniter	CC354	8	
Sensor – Camshaft	CSCA112	1	
Sensor – Crankshaft	CSCA45	1	
Sensor – Exhaust Oxygen	COS873	1	Direct Fit 4 Wire: Rear
Sensor – Exhaust Oxygen – Universal	COS724	2	Universal 4 Wire: Front and Rear
Sensor – MAP	CMS210	1	
Adventra VZ CX6: SX6: LX6 3/05-8/07 V6 Cyl 3.6L Alloytec 190 DOHC 24V MPFi AWD			
Sensor – Camshaft	CSCA113	1	
Sensor – Crankshaft	CSCA131	1	
Apollo JK 8/89-6/91 4 Cyl 2.0L 3SFC DOHC 16V Carb. FWD			
Ignition – Coil – Standard	CC216	1	
Ignition – Distributor Cap	DR895	1	Denso Electronic Distributor
Ignition – Distributor Rotor	JR613	1	Denso Electronic Distributor
Ignition – Pickup / Trigger	CIT103	1	
Sensor – Temperature Gauge	CTS110	1	
Switch – Brake Light	CSL67	1	
Switch – Oil Pressure Warning Light	CPS24	1	
Switch – Radiator Fan	CFS32	1	

APPLICATION GUIDE



Holden	Part No	Qty	Notes
Apollo JK: JL 5/91-2/93 4 Cyl 2.0L 3SFE DOHC 16V EFI FWD			
Ignition – Coil – Standard	CC217	1	
Ignition – Distributor Cap and Leads	JP805	1	Denso Electronic Distributor
Ignition – Distributor Rotor	JR613	1	Denso Electronic Distributor
Ignition – Module	CM437	1	Computer Controlled Distributor
Sensor – Coolant Temperature	CCS21	1	
Sensor – Exhaust Oxygen	COS730	1	Direct Fit 1 Wire With Flange
Sensor – Exhaust Oxygen – Universal	COS722	1	Universal 1 Wire With Flange
Sensor – Temperature Gauge	CTS110	1	
Sensor – Throttle Position	CTPS104	1	Auto Transmission
Switch – Brake Light	CSL67	1	
Switch – Oil Pressure Warning Light	CPS24	1	
Switch – Radiator Fan	CFS32	1	
Apollo JM: JP 3/93-5/97 4 Cyl 2.2L 5SFE DOHC 16V MPFi FWD			
Ignition – Coil – Standard	CC263	1	
Ignition – Distributor Cap	JP822	1	Denso Electronic Distributor: To 9/1993
Ignition – Distributor Cap	BD131	1	Denso Electronic Distributor: From 10/1993
Ignition – Distributor Rotor	JR613	1	Denso Electronic Distributor: From 10/1993
Ignition – Module	CM436	1	
Sensor – Air Temperature – Inlet	CAT010	1	
Sensor – Coolant Temperature	CCS21	1	
Sensor – Exhaust Oxygen	COS730	1	Direct Fit 1 Wire With Flange
Sensor – Exhaust Oxygen – Universal	COS722	1	Universal 1 Wire With Flange
Sensor – Temperature Gauge	CTS150	1	
Sensor – Throttle Position	CTPS111	1	From 10/1994
Switch – Brake Light	CSL59	1	2 Terminals
Switch – Brake Light	CSL60	1	4 Terminal
Switch – Oil Pressure Warning Light	CPS51	1	
Switch – Radiator Fan	CFS55	1	
Apollo JM 3/93-8/95 V6 Cyl 3.0L 3VZFE DOHC 24V MPFi FWD			
Ignition – Coil – Standard	CC276	1	
Ignition – Distributor Cap	BD138	1	Denso Electronic Distributor
Ignition – Distributor Rotor	BD139	1	Denso Electronic Distributor
Ignition – Module	CM438	1	
Sensor – Coolant Temperature	CCS21	1	
Sensor – Exhaust Oxygen	COS730	1	Direct Fit 1 Wire With Flange
Sensor – Exhaust Oxygen – Universal	COS722	1	Universal 1 Wire With Flange
Sensor – Temperature Gauge	CTS110	1	
Switch – Brake Light	CSL59	1	2 Terminals
Switch – Brake Light	CSL60	1	4 Terminal
Switch – Oil Pressure Warning Light	CPS51	1	
Apollo JP 9/95-5/97 V6 Cyl 3.0L 3VZFE DOHC 24V MPFi FWD			
Ignition – Coil – Standard	CC276	1	
Ignition – Distributor Cap	BD138	1	Denso Electronic Distributor
Ignition – Distributor Rotor	BD139	1	Denso Electronic Distributor
Ignition – Module	CM438	1	
Sensor – Coolant Temperature	CCS21	1	
Sensor – Exhaust Oxygen	COS730	1	Direct Fit 1 Wire With Flange
Sensor – Exhaust Oxygen – Universal	COS722	1	Universal 1 Wire With Flange
Sensor – Temperature Gauge	CTS110	1	
Switch – Brake Light	CSL59	1	2 Terminals
Switch – Brake Light	CSL60	1	4 Terminal
Switch – Oil Pressure Warning Light	CPS51	1	

APPLICATION GUIDE



Holden	Part No	Qty	Notes
Astra LB: LC			
8/84-7/87 4 Cyl 1.5L E15: 1.6L E16 SOHC 8V Carb. FWD			
Ignition – Coil – Standard	CIC32R	1	Points ignition: To 1/1985
Ignition – Coil – Heavy Duty Oil Filled Type	C80R	1	Points ignition: To 1/1985
Ignition – Coil – Heavy Duty Epoxy Type	CC254	1	Points ignition: To 1/1985
Ignition – Distributor Cap	JP520	1	Hitachi Points Distributor: To 1/1985
Ignition – Distributor Cap	JP594	1	Hitachi Electronic Distributor: From 2/1985
Ignition – Distributor Condenser	MC418	1	Hitachi Points Distributor: To 1/1985
Ignition – Distributor Points / Contact Set	S219VU	1	Hitachi Points Distributor: To 1/1985
Ignition – Distributor Rotor	JR517	1	Hitachi Points Distributor: To 1/1985
Ignition – Distributor Rotor	JR535	1	Hitachi Electronic Distributor: From 2/1985
Ignition – Module & Pickup / Trigger	CM417	1	Hitachi Electronic Distributor: From 2/1985
Sensor – Temperature Gauge	CTS100	1	
Sensor – Temperature Gauge Adapter	CTS101	1	
Switch – Oil Pressure Warning Light	CPS22	1	
Switch – Radiator Fan	CFS20	1	
Astra LD			
7/87-7/89 4 Cyl 1.6L 16LF: 1.8L 18LE SOHC 8V SPFi & MPFi FWD			
Ignition – Coil – Standard	CC207	1	
Ignition – Distributor Cap	DR114	1	Delco Electronic Distributor
Ignition – Distributor Rotor	DR73	1	Delco Electronic Distributor
Ignition – Module	CM415	1	Delco Electronic Distributor
Ignition – Pickup / Trigger	CIT100	1	Delco Electronic Distributor
Sensor – Air Temperature – Inlet	CAT009	1	1.8L MPFi
Sensor – Coolant Temperature	CCS26	1	
Sensor – Exhaust Oxygen	COS732	1	Direct Fit 1 Wire
Sensor – Exhaust Oxygen – Universal	COS720	1	Universal 1 Wire
Sensor – MAP	CMS206	1	
Sensor – Temperature Gauge	CTS127	1	
Sensor – Throttle Position	CTPS132	1	1.6L SPFi
Sensor – Throttle Position	CTPS131	1	1.8L MPFi
Switch – Brake Light	CSL43	1	
Switch – Oil Pressure Warning Light	CPS57	1	
Switch – Radiator Fan	CFS28	1	
Valve – Idle Speed Control	CIA004	1	1.6L SPFi
Valve – Idle Speed Control	CIA008	1	1.8L MPFi
Astra TR			
9/96-9/98 4 Cyl 1.6L C16SE SOHC 8V MPFi FWD			
Sensor – Coolant Temperature	CCS26	1	
Sensor – Crankshaft	CSCA16	1	
Sensor – Exhaust Oxygen	COS732	1	Direct Fit 1 Wire
Sensor – Exhaust Oxygen – Universal	COS720	1	Universal 1 Wire
Sensor – MAP	CMS206	1	
Sensor – Temperature Gauge	CTS127	1	
Sensor – Throttle Position	CTPS131	1	
Switch – Brake Light	CSL55	1	
Switch – Oil Pressure Warning Light	CPS48	1	
Switch – Radiator Fan	CFS92	1	Code WM: With A/C Manual Control
Switch – Radiator Fan	CFS58	1	Code WR: Excl A/C: Manual Control
Switch – Radiator Fan	CFS49	1	Code XC: With A/C Manual Control
Switch – Radiator Fan	CFS46	1	Code XD: With A/C Manual Control
Valve – Idle Speed Control	CIA017	1	

APPLICATION GUIDE



Holden	Part No	Qty	Notes
Astra TR 9/96-9/98 4 Cyl 1.8L C18SE: 2.0L X20XE DOHC 16V MPFI FWD			
Ignition – Coil – Standard	CC270	1	
Sensor – Air Flow / MAF	CAF004	1	2.0L X20XE Engine
Sensor – Camshaft	CSCA82	1	
Sensor – Coolant Temperature	CCS48	1	
Sensor – Crankshaft	CSCA21	1	
Sensor – Knock Control	CKS112	1	2.0L X20XE Engine: To Engine T8---
Sensor – Temperature Gauge	CTS127	1	
Sensor – Throttle Position	CTPS100	1	Switch
Switch – Brake Light	CSL55	1	
Switch – Oil Pressure Warning Light	CPS48	1	
Switch – Radiator Fan	CFS95	1	Code WG: Excl A/C Manual Control
Switch – Radiator Fan	CFS92	1	Code WM: With A/C Manual Control
Switch – Radiator Fan	CFS93	1	Code WQ: With A/C Manual Control
Switch – Radiator Fan	CFS49	1	Code XC: With A/C Manual Control
Switch – Radiator Fan	CFS46	1	Code XD: With A/C Manual Control
Valve – Idle Speed Control	CIA018	1	
Astra TS 9/98-12/00 4 Cyl 1.8L X18XE1 DOHC 16V MPFI FWD			
Ignition – Coil and Igniter	CC356	1	
Sensor – Air Flow / MAF	CAF005	1	
Sensor – Air Temperature – Ambient	CAT019	1	
Sensor – Camshaft	CSCA83	1	
Sensor – Coolant Temperature	CCS42	1	
Sensor – Crankshaft	CSCA50	1	
Sensor – Exhaust Oxygen – Universal	COS724	1	Universal 4 Wire
Sensor – Knock Control	CKS117	1	
Sensor – MAP	CMS210	1	
Switch – Oil Pressure Warning Light	CPS48	1	
Astra TS: AH 1/01-3/07 4 Cyl 1.8L Z18XE DOHC 16V MPFI FWD			
Ignition – Coil and Igniter	CC356	1	
Sensor – Air Flow / MAF	CAF005	1	
Sensor – Air Temperature – Ambient	CAT019	1	
Sensor – Camshaft	CSCA83	1	
Sensor – Coolant Temperature	CCS42	1	
Sensor – Crankshaft	CSCA23	1	
Sensor – Exhaust Oxygen	COS884	1	Direct Fit 4 Wire: Manifold
Sensor – Exhaust Oxygen	COS883	1	Direct Fit 4 Wire: Engine Pipe
Sensor – Exhaust Oxygen – Universal	COS724	2	Universal 4 Wire: Manifold and Engine Pipe
Sensor – Knock Control	CKS114	1	
Sensor – Speed / RPM	CSCA204	1	4 Speed Auto Transmission: Input
Switch – Oil Pressure Warning Light	CPS48	1	
Astra TS 10/01-1/07 4 Cyl 2.2L Z22SE DOHC 16V ESFI FWD			
Ignition – Coil and Igniter	CC386	1	
Sensor – Air Temperature – Ambient	CAT019	1	
Sensor – Air Temperature – Inlet	CAT006	1	
Sensor – Coolant Temperature	CCS31	1	
Sensor – Crankshaft	CSCA130	1	
Sensor – Exhaust Oxygen – Universal	COS724	2	Universal 4 Wire: Engine Pipe and After Catalyst
Sensor – MAP	CMS210	1	

APPLICATION GUIDE



Holden	Part No	Qty	Notes
Astra TS Turbo 5/03-7/04 4 Cyl 2.0L Z20LET DOHC 16V ESFI FWD			
Sensor – Air Temperature – Ambient	CAT019	1	Universal 4 Wire: Engine Pipe and After Catalyst Boost Pressure Intercooler
Sensor – Camshaft	CSCA156	1	
Sensor – Coolant Temperature	CCS41	1	
Sensor – Crankshaft	CSCA157	1	
Sensor – Exhaust Oxygen – Universal	COS724	2	
Sensor – MAP	CMS224	1	
Sensor – MAP and Inlet Air Temperature	CAT022	1	
Switch – Oil Pressure Warning Light	CPS48	1	
Astra AH Turbo Diesel 6/06-on 4 Cyl 1.9L Z19DT4: Z19DTH4 SOHC 8V Di FWD			
Sensor – Air Temperature – Ambient	CAT019	1	Z19DT4 Engine Z19DTH4 Engine
Sensor – Camshaft	CSCA174	1	
Sensor – Camshaft	CSCA175	1	
Sensor – Coolant Temperature	CCS49	1	
Sensor – Crankshaft	CSCA177	1	
Sensor – MAP	CMS225	1	
Switch – Oil Pressure Warning Light	CPS58	1	
Astra AH Turbo 6/06-on 4 Cyl 2.0L Z20LER DOHC 16V MPFI FWD			
Sensor – Air Temperature – Ambient	CAT019	1	Boost Pressure Intercooler
Sensor – Camshaft	CSCA156	1	
Sensor – Coolant Temperature	CCS41	1	
Sensor – Crankshaft	CSCA157	1	
Sensor – MAP	CMS224	1	
Sensor – MAP and Inlet Air Temperature	CAT022	1	
Astra AH 12/06-on 4 Cyl 2.2L Z22YH DOHC 16V MPFI FWD			
Sensor – Air Flow / MAF	CAF030	1	4 Speed Auto Transmission: Input
Sensor – Air Temperature – Ambient	CAT019	1	
Sensor – Camshaft	CSCA173	1	
Sensor – Coolant Temperature	CCS31	1	
Sensor – Crankshaft	CSCA130	1	
Sensor – MAP	CMS210	1	
Sensor – Speed / RPM	CSCA204	1	
Astra AH 4/07-on 4 Cyl 1.8L Z18XER DOHC 16V MPFI FWD			
Ignition – Coil and Igniter	CC357	1	4 Speed Auto Transmission: Input
Sensor – Air Temperature – Ambient	CAT019	1	
Sensor – Camshaft	CSCA173	1	
Sensor – Coolant Temperature	CCS47	1	
Sensor – Speed / RPM	CSCA204	1	
Barina MB: ML 2/85-1/89 4 Cyl 1.3L G13A SOHC 8V Carb. FWD			
Ignition – Coil – Standard	CC201	1	To 8/1986
Ignition – Coil – Standard	CC284	1	From 9/1986
Ignition – Distributor Cap	JP654	1	Denso Electronic Distributor
Ignition – Distributor Rotor	DR128	1	Denso Electronic Distributor
Ignition – Module	CM478	1	
Ignition – Pickup / Trigger	CIT105	1	
Sensor – Temperature Gauge	CTS142	1	
Switch – Brake Light	CSL31	1	
Switch – Oil Pressure Warning Light	CPS37	1	
Switch – Radiator Fan	CFS45	1	

APPLICATION GUIDE



Holden	Part No	Qty	Notes
Barina MF: MH			
2/89-5/94 4 Cyl 1.3L G13B SOHC 8V Carb. FWD			
Ignition – Coil – Standard	CC309	1	
Ignition – Distributor Cap	BD107	1	Mitsubishi Electronic Distributor (A): To Vin G6800148087 / S7700141225
Ignition – Distributor Cap	JP718	1	Mitsubishi Electronic Distributor (B): From Vin G6800148088 / S7700141226
Ignition – Distributor Rotor	JR617	1	Mitsubishi Electronic Distributor (A): To Vin G6800148087 / S7700141225
Ignition – Distributor Rotor	JR641	1	Mitsubishi Electronic Distributor (B): From Vin G6800148088 / S7700141226
Ignition – Module	CM405	1	To 12/1992: To Vin JSAE8MG6800148087 & JSAE8MS7700141225
Ignition – Module	CM411	1	From 1/1993: From Vin JSAE8MG6800148088 & JSAE8MS7700141226
Sensor – Temperature Gauge	CTS110	1	
Switch – Oil Pressure Warning Light	CPS37	1	
Switch – Radiator Fan	CFS86	1	MF: 3 Door
Switch – Radiator Fan	CFS85	1	MF: 5 Door: To Vin JSAE8MG6800101893
Switch – Radiator Fan	CFS86	1	MF: 5 Door: From Vin JSAE8MG6800101894
Switch – Radiator Fan	CFS91	1	MH
Barina SB			
4/94-7/97 4 Cyl 1.2L C12NZ: 1.4L C14NZ SOHC 8V SPFI FWD			
Ignition – Coil – Standard	CC279	1	
Ignition – Distributor Cap	BD123	1	Bosch Electronic Distributor
Ignition – Distributor Cap	JP820	1	Lucas Electronic Distributor
Ignition – Distributor Rotor	DR127	1	Bosch Electronic Distributor
Ignition – Distributor Rotor	JR807	1	Lucas Electronic Distributor
Ignition – Module	CM427	1	
Sensor – Air Temperature – Ambient	CAT019	1	
Sensor – Air Temperature – Inlet	CAT020	1	
Sensor – Coolant Temperature	CCS26	1	
Sensor – Exhaust Oxygen	COS732	1	Direct Fit 1 Wire
Sensor – Exhaust Oxygen – Universal	COS720	1	Universal 1 Wire
Sensor – MAP	CMS206	1	
Sensor – Temperature Gauge	CTS134	1	
Sensor – Throttle Position	CTPS132	1	
Switch – Brake Light	CSL41	1	Without Cruise Control
Switch – Oil Pressure Warning Light	CPS48	1	
Switch – Radiator Fan	CFS49	1	Oval Shaped Connector
Switch – Radiator Fan	CFS78	1	Round Shaped Connector
Valve – Idle Speed Control	CIA004	1	Auto Transmission
Barina SB			
4/94-3/95 4 Cyl 1.6L C16XE DOHC 16V MPFI FWD			
Sensor – Air Temperature – Ambient	CAT019	1	
Sensor – Camshaft	CSCA95	1	
Sensor – Coolant Temperature	CCS26	1	
Sensor – Crankshaft	CSCA15	1	
Sensor – Exhaust Oxygen	COS744	1	Direct Fit 4 Wire
Sensor – Exhaust Oxygen – Universal	COS724	1	Universal 4 Wire
Sensor – MAP	CMS206	1	
Sensor – Temperature Gauge	CTS152	1	
Sensor – Throttle Position	CTPS131	1	
Switch – Brake Light	CSL41	1	
Switch – Oil Pressure Warning Light	CPS48	1	
Switch – Radiator Fan	CFS49	1	Oval Shaped Connector
Switch – Radiator Fan	CFS78	1	Round Shaped Connector
Valve – Idle Speed Control	CIA017	1	

APPLICATION GUIDE



Holden	Part No	Qty	Notes
Barina SB 3/95-9/98 4 Cyl 1.6L X16XE DOHC 16V MPFi FWD			
Sensor – Air Temperature – Ambient	CAT019	1	
Sensor – Air Temperature – Inlet	CAT020	1	
Sensor – Camshaft	CSCA95	1	
Sensor – Coolant Temperature	CCS26	1	
Sensor – Crankshaft	CSCA17	1	
Sensor – Exhaust Oxygen	COS732	1	Direct Fit 1 Wire: With Air Pump
Sensor – Exhaust Oxygen	COS744	1	Direct Fit 4 Wire: Without Air Pump
Sensor – Exhaust Oxygen – Universal	COS720	1	Universal 1 Wire: With Air Pump
Sensor – Exhaust Oxygen – Universal	COS724	1	Universal 4 Wire: Without Air Pump
Sensor – MAP	CMS206	1	
Sensor – Temperature Gauge	CTS152	1	
Sensor – Throttle Position	CTPS131	1	
Switch – Brake Light	CSL41	1	
Switch – Oil Pressure Warning Light	CPS48	1	
Switch – Radiator Fan	CFS49	1	Oval Shaped Connector
Switch – Radiator Fan	CFS78	1	Round Shaped Connector
Valve – Idle Speed Control	CIA017	1	
Barina SB 8/97-2/01 4 Cyl 1.4L C14SE SOHC 8V MPFi FWD			
Ignition – Module	CM427	1	
Sensor – Air Temperature – Inlet	CAT020	1	
Sensor – Coolant Temperature	CCS41	1	
Sensor – Crankshaft	CSCA16	1	
Sensor – Exhaust Oxygen	COS732	1	Direct Fit 1 Wire
Sensor – Exhaust Oxygen – Universal	COS720	1	Universal 1 Wire
Sensor – MAP	CMS206	1	
Sensor – Temperature Gauge	CTS134	1	
Sensor – Throttle Position	CTPS131	1	
Switch – Brake Light	CSL41	1	Without Cruise Control
Switch – Oil Pressure Warning Light	CPS48	1	
Switch – Radiator Fan	CFS49	1	Oval Shaped Connector
Switch – Radiator Fan	CFS78	1	Round Shaped Connector
Valve – Idle Speed Control	CIA017	1	
Barina XC 2/01-12/05 4 Cyl 1.4L Z14XE DOHC 16V MPFi FWD			
Ignition – Coil and Igniter	CC355	1	To 1/2003
Sensor – Air Temperature – Inlet	CAT020	1	
Sensor – Camshaft	CSCA158	1	To 2004
Sensor – Camshaft	CSCA94	1	From 2005
Sensor – Coolant Temperature	CCS41	1	
Sensor – Crankshaft	CSCA176	1	To 2004
Sensor – Crankshaft	CSCA24	1	From 2005
Sensor – Exhaust Oxygen	COS917	1	Direct Fit 4 Wire: In Pipe
Sensor – Exhaust Oxygen	COS899	1	Direct Fit 4 Wire: In Catalyst
Sensor – Exhaust Oxygen – Universal	COS724	2	Universal 4 Wire: In Pipe and In Catalyst
Sensor – MAP	CMS210	1	
Switch – Oil Pressure Warning Light	CPS48	1	M14x1.5 Thread
Switch – Radiator Fan	CFS49	1	Oval Shaped Connector
Switch – Radiator Fan	CFS78	1	Round Shaped Connector

APPLICATION GUIDE



Holden	Part No	Qty	Notes
Barina XC 9/01-12/05 4 Cyl 1.8L Z18XE DOHC 16V MPFI FWD			
Ignition – Coil and Igniter	CC356	1	
Sensor – Air Flow / MAF	CAF005	1	
Sensor – Air Temperature – Ambient	CAT019	1	
Sensor – Camshaft	CSCA83	1	
Sensor – Coolant Temperature	CCS42	1	
Sensor – Crankshaft	CSCA24	1	
Sensor – Exhaust Oxygen	COS883	1	Direct Fit 4 Wire: After Catalyst
Sensor – Exhaust Oxygen – Universal	COS724	2	Universal 4 Wire: Engine Pipe and After Catalyst
Sensor – Knock Control	CKS114	1	
Switch – Oil Pressure Warning Light	CPS48	1	
Barina XC 12/03-12/05 4 Cyl 1.4L Z14XEP DOHC 16V ESPFI FWD			
Ignition – Coil and Igniter	CC355	1	
Sensor – Air Temperature – Inlet	CAT020	1	From Vin 54000001
Sensor – Camshaft	CSCA158	1	
Sensor – Coolant Temperature	CCS41	1	
Sensor – Crankshaft	CSCA176	1	
Sensor – Exhaust Oxygen	COS883	1	Direct Fit 4 Wire: Front Exhaust Pipe: Z14XEP Code BZ
Sensor – Exhaust Oxygen	COS917	1	Direct Fit 4 Wire: Front Exhaust Pipe: To Vin 14999999
Sensor – Exhaust Oxygen	COS901	1	Direct Fit 4 Wire: Front Exhaust Pipe: From Vin 24000001
Sensor – Exhaust Oxygen	COS899	1	Direct Fit 4 Wire: In Catalyst
Sensor – Exhaust Oxygen – Universal	COS724	2	Univ. 4 Wire: Front Exhaust Pipe and Catalyst
Sensor – MAP	CMS210	1	
Barina XC SRI 12/03-12/05 4 Cyl 1.8L Z18XE1 DOHC 16V MPFI FWD			
Ignition – Coil and Igniter	CC356	1	
Sensor – Air Flow / MAF	CAF005	1	
Sensor – Air Temperature – Inlet	CAT020	1	
Sensor – Camshaft	CSCA83	1	
Sensor – Coolant Temperature	CCS42	1	
Sensor – Crankshaft	CSCA23	1	
Sensor – Exhaust Oxygen	COS883	1	Direct Fit 4 Wire: Engine Pipe
Sensor – Exhaust Oxygen	COS884	1	Direct Fit 4 Wire: Before Catalyst
Sensor – Exhaust Oxygen – Universal	COS724	2	Universal 4 Wire: Engine Pipe and Before Catalyst
Sensor – Knock Control	CKS114	1	
Switch – Oil Pressure Warning Light	CPS48	1	
Barina TK 12/05-on 4 Cyl 1.6L F16D3 DOHC 16V MPFI FWD			
Sensor – Air Temperature – Inlet	CAT023	1	
Sensor – Coolant Temperature	CCS31	1	Coolant Sensor and Gauge Sender
Sensor – Crankshaft	CSCA178	1	
Sensor – Exhaust Oxygen	COS873	1	Direct Fit 4 Wire: Manifold and Engine Pipe
Sensor – Exhaust Oxygen – Universal	COS724	2	Universal 4 Wire: Manifold and Engine Pipe
Sensor – Throttle Position	CTPS131	1	

APPLICATION GUIDE



Holden	Part No	Qty	Notes
Calibra YE			
10/91-7/95 4 Cyl 2.0L C20NE SOHC 8V EFi FWD			
Ignition – Coil – Standard	CC262	1	
Ignition – Distributor Cap	JP821	1	Bosch Electronic Distributor
Ignition – Distributor Rotor	JR817	1	Bosch Electronic Distributor
Sensor – Coolant Temperature	CCS26	1	
Sensor – Crankshaft	CSCA13	1	
Sensor – Exhaust Oxygen	COS755	1	Direct Fit 3 Wire
Sensor – Exhaust Oxygen – Universal	COS721	1	Universal 3 Wire
Sensor – Temperature Gauge	CTS152	1	
Sensor – Throttle Position	CTPS100	1	
Switch – Brake Light	CSL61	1	
Switch – Oil Pressure Warning Light	CPS48	1	
Switch – Radiator Fan	CFS46	1	
Calibra YE:YE95 Incl. Turbo			
10/91-7/98 4 Cyl 2.0L C20XE: C20LET DOHC 16V EFi FWD			
Ignition – Coil – Standard	CC262	1	
Ignition – Coil – Standard	CC271	1	Bosch: From Vin P1000001 or P9000001
Ignition – Distributor Cap	JP821	1	Bosch Electronic Distributor
Ignition – Distributor Rotor	DR127	1	Bosch Electronic Distributor
Sensor – Air Flow / MAF	CAF014	1	From Engine 14002935
Sensor – Coolant Temperature	CCS26	1	
Sensor – Crankshaft	CSCA13	1	
Sensor – Exhaust Oxygen	COS755	1	Direct Fit 3 Wire: C20XE Engine
Sensor – Exhaust Oxygen	COS898	1	Direct Fit 3 Wire: C20LET Engine
Sensor – Exhaust Oxygen – Universal	COS721	1	Universal 3 Wire
Sensor – Knock Control	CKS108	1	
Sensor – Temperature Gauge	CTS152	1	
Sensor – Throttle Position	CTPS146	1	To Vin N1999999 or N9999999
Sensor – Throttle Position	CTPS100	1	From Vin P1000001 & P9000001
Switch – Brake Light	CSL58	1	3 Terminal
Switch – Brake Light	CSL61	1	2 Terminal
Switch – Oil Pressure Warning Light	CPS48	1	
Switch – Radiator Fan	CFS93	1	C20XE Engine
Switch – Radiator Fan	CFS46	1	C20LET Engine
Calibra YE95			
8/95-7/98 4 Cyl 2.0L X20XEV DOHC 16V EFi FWD			
Ignition – Coil – Standard	CC271	1	
Sensor – Air Flow / MAF	CAF004	1	
Sensor – Coolant Temperature	CCS26	1	
Sensor – Crankshaft	CSCA21	1	From Vin 14142430 & T9004512
Sensor – Oil Pressure Gauge	CPS54	1	
Sensor – Temperature Gauge	CTS152	1	
Sensor – Throttle Position	CTPS100	1	
Switch – Brake Light	CSL61	1	
Switch – Radiator Fan	CFS93	1	
Valve – Idle Speed Control	CIA018	1	

APPLICATION GUIDE



Holden	Part No	Qty	Notes
Calibra YE95 8/95-7/98 V6 Cyl 2.5L C25XE DOHC 24V MotroniCarb. FWD			
Sensor – Air Flow / MAF	CAF014	1	
Sensor – Camshaft	CSCA179	1	To Vin S1035178
Sensor – Camshaft	CSCA114	1	From Vin S1035179
Sensor – Coolant Temperature	CCS26	1	
Sensor – Exhaust Oxygen	COS755	1	Direct Fit 3 Wire
Sensor – Exhaust Oxygen – Universal	COS721	1	Universal 3 Wire
Sensor – Oil Pressure Gauge	CPS54	1	
Sensor – Temperature Gauge	CTS134	1	
Switch – Brake Light	CSL61	1	
Switch – Radiator Fan	CFS94	1	
Camira JB: JD 8/82-2/86 4 Cyl 1.6L 16JH SOHC 8V Carb. FWD			
Ignition – Coil – Standard	CC215	1	
Ignition – Distributor Cap	BH86	1	Bosch Electronic Distributor
Ignition – Distributor Rotor	BH107	1	Bosch Electronic Distributor
Ignition – Module	CM409	1	Bosch Electronic Distributor
Sensor – Temperature Gauge	CTS127	1	
Switch – Oil Pressure Warning Light	CPS21	1	
Switch – Radiator Fan	CFS10	1	
Switch – Reverse Light	CRS100	1	4 Speed Transmission
Camira JD 11/84-1/86 4 Cyl 1.8L 18JU SOHC 8V MPFI FWD			
Ignition – Coil – Standard	CC215	1	
Ignition – Distributor Cap	BH86	1	Bosch Electronic Distributor
Ignition – Distributor Rotor	BH107	1	Bosch Electronic Distributor
Ignition – Module	CM472	1	Bosch Electronic Distributor
Sensor – Temperature Gauge	CTS127	1	
Camira JD: JE 2/86-8/89 4 Cyl 1.8L 18JC: 2.0L 20JD SOHC 8V SPFI FWD			
Ignition – Coil – Standard	CC207	1	
Ignition – Distributor Cap	DR114	1	Delco Electronic Distributor
Ignition – Distributor Rotor	DR73	1	Delco Electronic Distributor
Ignition – Module	CM415	1	Delco Electronic Distributor
Ignition – Pickup / Trigger	CIT100	1	Delco Electronic Distributor
Sensor – Air Temperature – Inlet	CAT009	1	20JD Engine
Sensor – Coolant Temperature	CCS26	1	
Sensor – Exhaust Oxygen	COS732	1	Direct Fit 1 Wire
Sensor – Exhaust Oxygen – Universal	COS720	1	Universal 1 Wire
Sensor – MAP	CMS206	1	
Sensor – Temperature Gauge	CTS127	1	
Sensor – Throttle Position	CTPS131	1	20JD Engine
Switch – Oil Pressure Warning Light	CPS21	1	
Switch – Radiator Fan	CFS10	1	
Switch – Reverse Light	CRS100	1	4 Speed Transmission
Caprice VQ: VQ Series II 3/90-2/94 V8 Cyl 5.0L VU OHV 16V MPFI RWD			
Ignition – Coil – Standard	CC200	1	Oil Filled
Ignition – Distributor Cap	BH84	1	
Ignition – Distributor Rotor	BH231	1	
Sensor – Temperature Gauge	CTS127	1	

APPLICATION GUIDE



Holden	Part No	Qty	Notes
Caprice WH: WH Series II: WK: WL 6/99-1/06 V8 Cyl 5.7L GEN III OHV 16V MPFi RWD			
Ignition – Coil and Igniter	CC354	8	
Sensor – Air Temperature – Inlet	CAT006	1	
Sensor – Camshaft	CSCA112	1	
Sensor – Coolant Temperature	CCS31	1	
Sensor – Crankshaft	CSCA45	1	
Sensor – Exhaust Oxygen	COS744	2	Direct Fit 4 Wire
Sensor – Exhaust Oxygen – Universal	COS724	2	Universal 4 Wire
Sensor – MAP	CMS210	1	
Sensor – Throttle Position	CTPS124	1	
Switch – Oil Pressure Warning Light	CPS38	1	
Caprice WL: WM 8/04-on V6 Cyl 3.6L Alloytec 190 DOHC 24V MPFi RWD			
Sensor – Camshaft	CSCA113	4	
Sensor – Coolant Temperature	CCS41	1	
Sensor – Crankshaft	CSCA131	1	
Sensor – Exhaust Oxygen – Universal	COS724	2	Universal 4 Wire: Front and Rear
Caprice WL: WM 2/06-on V8 Cyl 6.0L L76 OHV 16V MPFi RWD			
Sensor – Camshaft	CSCA112	1	
Sensor – Crankshaft	CSCA45	1	
Sensor – MAP	CMS210	1	
Combo SB 3/96-7/97 4 Cyl 1.4L C14NZ SOHC 8V SPFi FWD			
Ignition – Coil – Standard	CC279	1	
Ignition – Distributor Cap	BD123	1	Bosch Electronic Distributor
Ignition – Distributor Cap	JP820	1	Lucas Electronic Distributor
Ignition – Distributor Rotor	DR127	1	Bosch Electronic Distributor
Ignition – Distributor Rotor	JR807	1	Lucas Electronic Distributor
Ignition – Module	CM427	1	
Sensor – Air Temperature – Ambient	CAT019	1	
Sensor – Coolant Temperature	CCS26	1	
Sensor – Exhaust Oxygen	COS732	1	Direct Fit 1 Wire
Sensor – Exhaust Oxygen – Universal	COS720	1	Universal 1 Wire
Sensor – MAP	CMS206	1	
Sensor – Temperature Gauge	CTS134	1	
Sensor – Throttle Position	CTPS132	1	
Switch – Brake Light	CSL41	1	Without Cruise Control
Switch – Oil Pressure Warning Light	CPS48	1	
Switch – Radiator Fan	CFS49	1	Oval Shaped Connector
Switch – Radiator Fan	CFS78	1	Round Shaped Connector
Combo SB 8/97-9/02 4 Cyl 1.4L C14SE SOHC 8V MPFi FWD			
Sensor – Air Temperature – Inlet	CAT020	1	
Sensor – Crankshaft	CSCA16	1	
Sensor – MAP	CMS206	1	
Sensor – Temperature Gauge	CTS134	1	
Sensor – Throttle Position	CTPS131	1	
Valve – Idle Speed Control	CIA017	1	

APPLICATION GUIDE



Holden	Part No	Qty	Notes
Combo XC 9/02-4/05 4 Cyl 1.6L Z16SE SOHC 8V MPFi FWD			
Sensor – Air Temperature – Inlet	CAT020	1	Direct Fit 4 Wire Universal 4 Wire
Sensor – Crankshaft	CSCA24	1	
Sensor – Exhaust Oxygen	COS901	1	
Sensor – Exhaust Oxygen – Universal	COS724	1	
Switch – Oil Pressure Warning Light	CPS48	1	
Combo XC 5/05-on 4 Cyl 1.4L Z14XE DOHC16V MPFi FWD			
Sensor – Air Temperature – Inlet	CAT020	1	Direct Fit 4 Wire: Manifold, Eng Pipe and After Catalyst: To Vin 53999999 Universal 4 Wire: Manifold, Engine Pipe and After Catalyst: To Vin 53999999
Sensor – Camshaft	CSCA158	1	
Sensor – Crankshaft	CSCA176	1	
Sensor – Exhaust Oxygen	COS883	3	
Sensor – Exhaust Oxygen – Universal	COS724	3	
Switch – Oil Pressure Warning Light	CPS48	1	
Commodore VB 11/78-2/80 6 Cyl 2.8L VD: 3.3L VL OHV 12V Carb. RWD			
Ignition – Coil – Standard	CIC32R	1	Bosch Points Distributor Bosch Points Distributor Bosch Points Distributor Bosch Points Distributor Without Cruise Control 4 Speed Transmission
Ignition – Coil – Heavy Duty Oil Filled Type	C80R	1	
Ignition – Coil – Heavy Duty Epoxy Type	CC254	1	
Ignition – Distributor Cap	BH82	1	
Ignition – Distributor Condenser	BC70	1	
Ignition – Distributor Points / Contact Set	S11V	1	
Ignition – Distributor Rotor	BH79	1	
Sensor – Temperature Gauge	CTS127	1	
Switch – Brake Light	CSL41	1	
Switch – Oil Pressure Warning Light	CPS30	1	
Switch – Reverse Light	CRS100	1	
Commodore VB 11/78-2/80 V8 Cyl 4.2L VR: 5.0L VT OHV 16V Carb. RWD			
Ignition – Coil – Standard	CIC32R	1	Bosch Points Distributor Bosch Points Distributor Bosch Points Distributor Bosch Points Distributor Without Cruise Control 4 Speed Transmission
Ignition – Coil – Heavy Duty Oil Filled Type	C80R	1	
Ignition – Coil – Heavy Duty Epoxy Type	CC254	1	
Ignition – Distributor Cap	BH84	1	
Ignition – Distributor Condenser	BC70	1	
Ignition – Distributor Points / Contact Set	S11V	1	
Ignition – Distributor Rotor	BH87	1	
Sensor – Temperature Gauge	CTS127	1	
Switch – Brake Light	CSL41	1	
Switch – Oil Pressure Warning Light	CPS30	1	
Switch – Reverse Light	CRS100	1	
Commodore VC: VH 3/80-2/84 4 Cyl 1.9L VN OHV 8V Carb. RWD			
Ignition – Coil – Standard	CIC32R	1	Bosch Points Distributor Bosch Points Distributor Bosch Points Distributor Bosch Points Distributor Without Cruise Control 4 Speed Transmission
Ignition – Coil – Heavy Duty Oil Filled Type	C80R	1	
Ignition – Coil – Heavy Duty Epoxy Type	CC254	1	
Ignition – Distributor Cap	BH90	1	
Ignition – Distributor Condenser	BC70	1	
Ignition – Distributor Points / Contact Set	S11V	1	
Ignition – Distributor Rotor	DR463	1	
Switch – Brake Light	CSL41	1	
Switch – Oil Pressure Warning Light	CPS30	1	
Switch – Reverse Light	CRS100	1	

APPLICATION GUIDE



Holden	Part No	Qty	Notes
Commodore VC: VH: VK Incl. EST 3/80-2/86 6 Cyl 2.8L VD: 3.3L VL OHV 12V Carb. RWD			
Ignition – Coil – Standard	CC200	1	
Ignition – Distributor Cap	BH116	1	Bosch Electronic Distributor
Ignition – Distributor Rotor	BH105	1	Bosch Electronic Distributor
Ignition – Distributor Rotor	BH222	1	Bosch Electronic Dist.: 3.3L EST: From 3/1984
Ignition – Module	CM418	1	Bosch Electronic Dist.: Excl 3.3L EST: To 2/1984
Ignition – Pickup / Trigger	CIT116	1	Bosch Electronic Dist.: Excl 3.3L EST: To 2/1984
Sensor – Coolant Temperature	CCS26	1	3.3L EST: From 3/1984
Sensor – Temperature Gauge	CTS125	1	To 9/1981
Sensor – Temperature Gauge	CTS152	1	Without Air Pump: From 10/1981
Switch – Brake Light	CSL41	1	Without Cruise Control
Switch – Oil Pressure Warning Light	CPS30	1	
Switch – Reverse Light	CRS100	1	4 Speed Transmission
Commodore VC: VH: VK Incl. SS 3/80-2/86 V8 Cyl 4.2L VR: 5.0L VT OHV 16V Carb. RWD			
Ignition – Coil – Standard	CC200	1	
Ignition – Distributor Cap	BH112	1	Bosch Electronic Distributor
Ignition – Distributor Rotor	BH103	1	Bosch Electronic Distributor
Ignition – Module	CM418	1	Bosch Electronic Distributor
Ignition – Pickup / Trigger	CIT116	1	Bosch Electronic Distributor
Sensor – Temperature Gauge	CTS127	1	
Switch – Brake Light	CSL41	1	Without Cruise Control
Switch – Oil Pressure Warning Light	CPS30	1	
Switch – Reverse Light	CRS100	1	4 Speed Transmission
Commodore VK 3/84-2/86 6 Cyl 3.3L VK OHV 12V EFI RWD			
Ignition – Coil – Standard	CC200	1	
Ignition – Distributor Cap	BH116	1	Bosch Electronic Distributor
Ignition – Distributor Rotor	BH105	1	Bosch Electronic Distributor
Sensor – Coolant Temperature	CCS26	1	
Sensor – Temperature Gauge	CTS152	1	
Switch – Brake Light	CSL41	1	Without Cruise Control
Switch – Oil Pressure Warning Light	CPS30	1	
Switch – Reverse Light	CRS100	1	4 Speed Transmission
Commodore VL Incl. Turbo 3/86-8/88 6 Cyl 3.0L RB30E: RB30ET SOHC 12V EFI RWD			
Ignition – Coil – Standard	CC221	1	
Ignition – Distributor Cap	JP694	1	Hitachi Electronic Distributor
Ignition – Distributor Rotor	JR621	1	Hitachi Electronic Distributor
Ignition – Module	CM474	1	
Sensor – Coolant Temperature	CCS20	1	
Sensor – Crankshaft	CSCA01	1	Hitachi Distributor
Sensor – Crankshaft	CSCA01B	1	Hitachi Distributor: Kit supplied with bearing
Sensor – Exhaust Oxygen	COS737	1	Direct Fit 3 Wire: Titania
Sensor – Temperature Gauge	CTS130	1	
Sensor – Throttle Position	CTPS129	1	Auto Transmission
Sensor – Throttle Position	CTPS103	1	Manual Transmission
Switch – Brake Light	CSL41	1	Without Cruise Control
Switch – Oil Pressure Warning Light	CPS28	1	

APPLICATION GUIDE



Holden	Part No	Qty	Notes
Commodore VL 10/86-8/88 V8 Cyl 5.0L VJ OHV 16V Carb. RWD			
Ignition – Coil – Standard	CC200	1	
Ignition – Distributor Cap	BH112	1	Bosch Electronic Distributor
Ignition – Distributor Rotor	BH103	1	Bosch Electronic Distributor
Ignition – Module	CM418	1	
Ignition – Pickup / Trigger	CIT116	1	Bosch Electronic Distributor
Sensor – Temperature Gauge	CTS152	1	
Switch – Brake Light	CSL41	1	Without Cruise Control
Switch – Oil Pressure Warning Light	CPS30	1	
Switch – Reverse Light	CRS100	1	4 Speed Transmission
Commodore VL (NZ Market) 1987-90 6 Cyl 2.0L RB20E SOHC 12V			
Ignition – Coil – Standard	CC223	1	
Ignition – Distributor Cap	JP694	1	Hitachi Electronic Distributor
Ignition – Distributor Cap	BD136	1	Mitsubishi Electronic Distributor
Ignition – Distributor Rotor	JR621	1	Hitachi Electronic Distributor
Ignition – Distributor Rotor	DR137	1	Mitsubishi Electronic Distributor
Commodore VN Series I: VG 8/88-10/90 V6 Cyl 3.8L VH OHV 12V EFI RWD			
Ignition – Coil – Standard	CC206	1	
Ignition – Coil & Module Kit	CCMLK	1	With Ignition Leads
Ignition – Coil & Module Kit	CCMK	1	Without Ignition Leads
Ignition – Module	CM407	1	
Sensor – Air Temperature – Inlet	CAT009	1	
Sensor – Coolant Temperature	CCS26	1	
Sensor – Crankshaft	CSCA03	1	Sensor only
Sensor – Crankshaft	CSCA02	1	Complete Assembly
Sensor – Exhaust Oxygen	COS732	1	Direct Fit 1 Wire
Sensor – Exhaust Oxygen – Universal	COS720	1	Universal 1 Wire
Sensor – MAP	CMS206	1	
Sensor – Temperature Gauge	CTS152	1	
Sensor – Throttle Position	CTPS132	1	
Switch – Brake Light	CSL41	1	Without Cruise Control
Switch – Oil Pressure Warning Light	CPS38	1	
Valve – Idle Speed Control	CIA008	1	
Commodore VN: VG: VP 3/89-7/93 V8 Cyl 5.0L VU OHV 16V EFI RWD			
Ignition – Coil – Standard	CC200	1	Oil Filled
Ignition – Distributor Cap	BH84	1	Bosch Electronic Distributor
Ignition – Distributor Rotor	BH231	1	Bosch Electronic Distributor
Sensor – Air Temperature – Inlet	CAT009	1	
Sensor – Coolant Temperature	CCS26	1	
Sensor – Exhaust Oxygen	COS732	1	Direct Fit 1 Wire
Sensor – Exhaust Oxygen – Universal	COS720	1	Universal 1 Wire
Sensor – Knock Control	CKS103	1	
Sensor – MAP	CMS206	1	
Sensor – Temperature Gauge	CTS152	1	
Sensor – Throttle Position	CTPS132	1	
Switch – Brake Light	CSL41	1	Without Cruise Control
Switch – Oil Pressure Warning Light	CPS38	1	
Valve – Idle Speed Control	CIA008	1	

APPLICATION GUIDE



Holden	Part No	Qty	Notes
Commodore VN Series II: VG: VP			
11/90-7/93 V6 Cyl 3.8L VH OHV 12V EFI RWD			
Ignition – Coil – Standard	CC208	3	
Ignition – Coil & Module Kit	CCMLK	1	With Ignition Leads
Ignition – Coil & Module Kit	CCMK	1	Without Ignition Leads
Ignition – Module	CM414	1	
Sensor – Air Temperature – Inlet	CAT009	1	
Sensor – Coolant Temperature	CCS26	1	
Sensor – Crankshaft	CSCA04	1	
Sensor – Exhaust Oxygen	COS734	1	Direct Fit 2 Wire
Sensor – Exhaust Oxygen – Universal	COS723	1	Universal 2 Wire
Sensor – Knock Control	CKS103	1	
Sensor – MAP	CMS206	1	
Sensor – Temperature Gauge	CTS152	1	
Sensor – Throttle Position	CTPS132	1	
Switch – Brake Light	CSL41	1	Without Cruise Control
Switch – Oil Pressure Warning Light	CPS38	1	
Valve – Idle Speed Control	CIA008	1	
Commodore VR: VR Series II			
7/93-4/95 V6 Cyl 3.8L VH OHV 12V EFI RWD			
Ignition – Coil – Standard	CC208	3	
Ignition – Coil & Module Kit	CCMLK	1	With Ignition Leads
Ignition – Coil & Module Kit	CCMK	1	Without Ignition Leads
Ignition – Module	CM414	1	
Sensor – Air Temperature – Inlet	CAT009	1	
Sensor – Camshaft	CSCA81	1	
Sensor – Coolant Temperature	CCS26	1	
Sensor – Crankshaft	CSCA04	1	
Sensor – Exhaust Oxygen – Universal	COS724	1	Universal 4 Wire
Sensor – Knock Control	CKS103	1	
Sensor – MAP	CMS206	1	
Sensor – Temperature Gauge	CTS152	1	
Sensor – Throttle Position	CTPS132	1	
Switch – Brake Light	CSL41	1	Without Cruise Control
Switch – Oil Pressure Warning Light	CPS38	1	
Valve – Idle Speed Control	CIA008	1	
Commodore VR: VR Series II			
7/93-4/95 V8 Cyl 5.0L VU OHV 16V EFI RWD			
Ignition – Coil – Standard	CC200	1	Oil Filled
Ignition – Distributor Cap	BH84	1	Bosch Electronic Distributor
Ignition – Distributor Rotor	BH231	1	Bosch Electronic Distributor
Sensor – Air Temperature – Inlet	CAT009	1	
Sensor – Coolant Temperature	CCS26	1	
Sensor – Exhaust Oxygen	COS750	1	Direct Fit 2 Wire
Sensor – Exhaust Oxygen – Universal	COS723	1	Universal 2 Wire
Sensor – Knock Control	CKS103	1	
Sensor – MAP	CMS206	1	
Sensor – Temperature Gauge	CTS152	1	
Sensor – Throttle Position	CTPS132	1	
Switch – Brake Light	CSL41	1	Without Cruise Control
Switch – Oil Pressure Warning Light	CPS38	1	
Valve – Idle Speed Control	CIA008	1	

APPLICATION GUIDE



Holden	Part No	Qty	Notes
Commodore VS: VS Series II: VS Series III 4/95-12/00 V6 Cyl 3.8L VH OHV 12V EFI RWD			
Ignition – Coil – Standard	CC208	3	
Ignition – Module	CM414	1	
Sensor – Air Temperature – Inlet	CAT002	1	
Sensor – Camshaft	CSCA81	1	
Sensor – Coolant Temperature	CTS147	1	
Sensor – Crankshaft	CSCA04	1	
Sensor – Exhaust Oxygen	COS750	1	Direct Fit 2 Wire: To 5/1995
Sensor – Exhaust Oxygen	COS744	1	Direct Fit 4 Wire: From 5/1995
Sensor – Exhaust Oxygen – Universal	COS723	1	Universal 2 Wire: To 5/1995
Sensor – Exhaust Oxygen – Universal	COS724	1	Universal 4 Wire: From 5/1995
Sensor – Knock Control	CKS101	1	
Sensor – MAP	CMS206	1	
Sensor – Temperature Gauge	CTS152	1	
Sensor – Throttle Position	CTPS131	1	
Switch – Brake Light	CSL41	1	Without Cruise Control
Switch – Oil Pressure Warning Light	CPS38	1	
Valve – Idle Speed Control	CIA008	1	
Commodore VS: VS Series II: VS Series III 4/95-12/00 V8 Cyl 5.0L VU OHV 16V EFI RWD			
Ignition – Distributor Cap	BH84	1	
Ignition – Distributor Rotor	BH231	1	
Sensor – Air Temperature – Inlet	CAT009	1	
Sensor – Coolant Temperature	CCS26	1	
Sensor – Exhaust Oxygen	COS750	1	Direct Fit 2 Wire
Sensor – Exhaust Oxygen – Universal	COS723	1	Universal 2 Wire
Sensor – Knock Control	CKS101	1	
Sensor – MAP	CMS206	1	
Sensor – Temperature Gauge	CTS152	1	
Sensor – Throttle Position	CTPS132	1	
Switch – Brake Light	CSL41	1	Without Cruise Control
Switch – Oil Pressure Warning Light	CPS38	1	
Valve – Idle Speed Control	CIA008	1	
Commodore VT: VT Series II 9/97-6/99 V6 Cyl 3.8L VH OHV 12V SMPFI RWD			
Ignition – Coil – Standard	CC208	3	
Ignition – Module	CM414	1	
Sensor – Air Temperature – Inlet	CAT002	1	
Sensor – Camshaft	CSCA81	1	
Sensor – Coolant Temperature	CTS147	1	
Sensor – Crankshaft	CSCA04	1	
Sensor – Exhaust Oxygen	COS734	1	Direct Fit 2 Wire
Sensor – Exhaust Oxygen – Universal	COS723	1	Universal 2 Wire
Sensor – Knock Control	CKS101	1	
Sensor – Temperature Gauge	CTS152	1	
Sensor – Throttle Position	CTPS131	1	
Switch – Brake Light	CSL41	1	Without Cruise Control
Switch – Oil Pressure Warning Light	CPS38	1	

APPLICATION GUIDE



Holden	Part No	Qty	Notes
Commodore VT: VT Series II S S/charged 9/97-9/00 V6 Cyl 3.8L VS-L67 OHV 12V PFI RWD			
Ignition – Coil – Standard	CC208	3	
Ignition – Module	CM414	1	
Sensor – Air Temperature – Inlet	CAT002	1	
Sensor – Camshaft	CSCA81	1	
Sensor – Coolant Temperature	CTS147	1	
Sensor – Crankshaft	CSCA04	1	
Sensor – Exhaust Oxygen	COS744	1	Direct Fit 4 Wire
Sensor – Exhaust Oxygen – Universal	COS724	1	Universal 4 Wire
Sensor – Knock Control	CKS101	1	
Sensor – Temperature Gauge	CTS152	1	
Sensor – Throttle Position	CTPS131	1	
Switch – Brake Light	CSL41	1	Without Cruise Control
Switch – Oil Pressure Warning Light	CPS38	1	
Valve – Idle Speed Control	CIA008	1	
Commodore VT: Incl. SS 9/97-6/99 V8 Cyl 5.0L VM OHV 16V SMPFI RWD			
Sensor – Air Temperature – Inlet	CAT002	1	
Sensor – Camshaft	CSCA112	1	
Sensor – Coolant Temperature	CCS26	1	
Sensor – Exhaust Oxygen	COS744	1	Direct Fit 4 Wire
Sensor – Exhaust Oxygen – Universal	COS724	1	Universal 4 Wire
Sensor – Knock Control	CKS101	1	
Sensor – MAP	CMS206	1	
Sensor – Temperature Gauge	CTS152	1	
Sensor – Throttle Position	CTPS132	1	
Switch – Brake Light	CSL41	1	Without Cruise Control
Switch – Oil Pressure Warning Light	CPS38	1	
Commodore VX: VX Series II 10/00-9/02 V6 Cyl 3.8L VH OHV 12V SMPFI RWD			
Ignition – Coil – Standard	CC208	3	
Ignition – Module	CM414	1	
Sensor – Air Temperature – Inlet	CAT002	1	
Sensor – Coolant Temperature	CTS147	1	
Sensor – Crankshaft	CSCA04	1	
Sensor – Exhaust Oxygen	COS734	1	Direct Fit 2 Wire
Sensor – Exhaust Oxygen – Universal	COS723	1	Universal 2 Wire
Sensor – Knock Control	CKS101	1	
Sensor – Temperature Gauge	CTS152	1	
Sensor – Throttle Position	CTPS131	1	
Switch – Oil Pressure Warning Light	CPS38	1	
Commodore VX: VX Series II S/charged 10/00-9/02 V6 Cyl 3.8L L67 OHV 12V SMPFI RWD			
Ignition – Coil – Standard	CC208	3	
Ignition – Module	CM414	1	
Sensor – Air Temperature – Inlet	CAT002	1	
Sensor – Coolant Temperature	CTS147	1	
Sensor – Exhaust Oxygen	COS744	1	Direct Fit 4 Wire
Sensor – Exhaust Oxygen – Universal	COS724	1	Universal 4 Wire
Sensor – Temperature Gauge	CTS152	1	
Sensor – Throttle Position	CTPS131	1	
Switch – Oil Pressure Warning Light	CPS38	1	
Valve – Idle Speed Control	CIA008	1	

APPLICATION GUIDE



Holden	Part No	Qty	Notes
Commodore VX: VX Series II			
10/00-9/02 V8 Cyl 5.7L GEN III OHV 12V SMPFI RWD			
Ignition – Coil and Igniter	CC354	8	
Sensor – Air Temperature – Inlet	CAT006	1	
Sensor – Camshaft	CSCA112	1	
Sensor – Coolant Temperature	CCS31	1	
Sensor – Crankshaft	CSCA45	1	
Sensor – Exhaust Oxygen	COS744	2	Direct Fit 4 Wire
Sensor – Exhaust Oxygen – Universal	COS724	2	Universal 4 Wire
Sensor – MAP	CMS210	1	
Sensor – Throttle Position	CTPS124	1	
Switch – Oil Pressure Warning Light	CPS38	1	
Commodore VU: VU Series II Utility			
12/00-9/02 V6 Cyl 3.8L VH OHV 12V SMPFI RWD			
Ignition – Coil – Standard	CC208	3	
Ignition – Module	CM414	1	
Sensor – Air Temperature – Inlet	CAT002	1	
Sensor – Coolant Temperature	CTS147	1	
Sensor – Crankshaft	CSCA04	1	
Sensor – Knock Control	CKS101	1	
Switch – Oil Pressure Warning Light	CPS38	1	
Commodore VU: VU Series II Utility: Incl. SS			
12/00-9/02 V8 Cyl 5.7L GEN III OHV 16V MPFI RWD			
Ignition – Coil and Igniter	CC354	8	
Sensor – Air Temperature – Inlet	CAT006	1	
Sensor – Camshaft	CSCA112	1	
Sensor – Coolant Temperature	CCS31	1	
Sensor – Crankshaft	CSCA45	1	
Sensor – MAP	CMS210	1	
Sensor – Throttle Position	CTPS124	1	
Switch – Brake Light	CSL41	1	Without Cruise Control
Switch – Oil Pressure Warning Light	CPS38	1	
Commodore VY: VY Series II			
9/02-7/04 V6 Cyl 3.8L VH OHV 12V SMPFI RWD			
Ignition – Coil – Standard	CC208	3	
Ignition – Module	CM414	1	
Sensor – Air Temperature – Inlet	CAT002	1	
Sensor – Camshaft	CSCA81	1	
Sensor – Coolant Temperature	CTS147	1	
Sensor – Crankshaft	CSCA04	1	
Sensor – Exhaust Oxygen	COS734	1	Direct Fit 2 Wire
Sensor – Exhaust Oxygen – Universal	COS723	1	Universal 2 Wire
Sensor – Knock Control	CKS101	1	
Sensor – Throttle Position	CTPS131	1	
Switch – Oil Pressure Warning Light	CPS38	1	
Commodore VY: VY Series II Incl. SS: SV8			
9/02-7/04 V8 Cyl 5.7L GEN III OHV 16V SMPFI RWD			
Ignition – Coil and Igniter	CC354	8	
Sensor – Air Temperature – Inlet	CAT006	1	
Sensor – Camshaft	CSCA112	1	
Sensor – Coolant Temperature	CCS31	1	
Sensor – Exhaust Oxygen	COS744	1	Direct Fit 4 Wire
Sensor – Exhaust Oxygen – Universal	COS724	1	Universal 4 Wire
Sensor – MAP	CMS210	1	
Sensor – Throttle Position	CTPS124	1	
Switch – Oil Pressure Warning Light	CPS38	1	

APPLICATION GUIDE



Holden	Part No	Qty	Notes
Commodore VY: VY Series II S/charged 10/02-7/04 V6 Cyl 3.8L L67 OHV 12V SMPFI RWD			
Ignition – Coil – Standard	CC208	3	
Ignition – Module	CM414	1	
Sensor – Air Temperature – Inlet	CAT002	1	
Sensor – Camshaft	CSCA81	1	
Sensor – Coolant Temperature	CTS147	1	
Sensor – Crankshaft	CSCA04	1	
Sensor – Exhaust Oxygen	COS744	1	Direct Fit 4 Wire
Sensor – Exhaust Oxygen – Universal	COS724	1	Universal 4 Wire
Sensor – Knock Control	CKS101	1	
Sensor – Throttle Position	CTPS131	1	
Switch – Oil Pressure Warning Light	CPS38	1	
Commodore VY Series II SS 8/03-7/04 V8 Cyl 5.7L GEN III OHV 16V MPFI RWD			
Ignition – Coil and Igniter	CC354	8	
Sensor – Air Temperature – Inlet	CAT006	1	
Sensor – Camshaft	CSCA112	1	
Sensor – Coolant Temperature	CCS31	1	
Sensor – MAP	CMS210	1	
Sensor – Throttle Position	CTPS124	1	
Switch – Oil Pressure Warning Light	CPS38	1	
Commodore VZ Incl. S: SV6: SVZ 8/04-7/06 V6 Cyl 3.6L Alloytec DOHC 24V ESPFI RWD			
Sensor – Camshaft	CSCA113	2	
Sensor – Coolant Temperature	CCS41	1	
Sensor – Crankshaft	CSCA131	1	
Sensor – Exhaust Oxygen – Universal	COS724	2	Universal 4 Wire: Front and Rear
Commodore VZ Incl. SS: SSZ: SV8 8/04-8/07 V8 Cyl 5.7L GEN III OHV 16V MPFI RWD			
Ignition – Coil and Igniter	CC354	8	
Sensor – Camshaft	CSCA112	1	
Sensor – Coolant Temperature	CCS31	1	
Sensor – Crankshaft	CSCA45	1	
Sensor – MAP	CMS210	1	
Commodore VZ SS: SV8 2/06-7/06 V8 Cyl 6.0L GEN IV / L76 OHV 16V MPFI RWD			
Sensor – Coolant Temperature	CCS31	1	
Sensor – Crankshaft	CSCA45	1	LS2 Engine
Sensor – MAP	CMS210	1	
Commodore VE Incl. Dual Fuel & SV6 8/06-on V6 Cyl 3.6L Alloytec DOHC 24V MPFI RWD			
Sensor – Camshaft	CSCA113	4	
Sensor – Coolant Temperature	CCS41	1	
Sensor – Exhaust Oxygen – Universal	COS724	1	Universal 4 Wire: After Catalyst
Commodore VE: SS & SSV 8/06-on V8 Cyl 6.0L GEN IV / L98 OHV 16V MPFI RWD			
Sensor – Exhaust Oxygen	COS873	1	Direct Fit 4 Wire: LH Side
Sensor – Exhaust Oxygen – Universal	COS724	2	Universal 4 Wire: LH & RH Side
Sensor – MAP	CMS210	1	

APPLICATION GUIDE



Holden	Part No	Qty	Notes
Crewman VY Series II Incl. S			
9/03-7/04 V6 Cyl 3.8L VH OHV 12V MPFi RWD			
Ignition – Coil – Standard	CC208	3	
Ignition – Module	CM414	1	
Sensor – Air Temperature – Inlet	CAT002	1	
Sensor – Camshaft	CSCA81	1	
Sensor – Coolant Temperature	CTS147	1	
Sensor – Crankshaft	CSCA04	1	
Sensor – Exhaust Oxygen	COS744	1	Direct Fit 4 Wire
Sensor – Exhaust Oxygen – Universal	COS724	1	Universal 4 Wire
Sensor – Knock Control	CKS101	1	
Sensor – Throttle Position	CTPS131	1	
Switch – Oil Pressure Warning Light	CPS38	1	
Crewman VY Series II Cross 8: SS: SSZ			
9/03-10/04 V8 Cyl 5.7L GEN III OHV 16V MPFi RWD			
Ignition – Coil and Igniter	CC354	8	
Sensor – Air Temperature – Inlet	CAT006	1	
Sensor – Camshaft	CSCA112	1	
Sensor – Coolant Temperature	CCS31	1	
Sensor – Exhaust Oxygen	COS744	1	Direct Fit 4 Wire
Sensor – Exhaust Oxygen – Universal	COS724	1	Universal 4 Wire
Sensor – MAP	CMS210	1	
Sensor – Throttle Position	CTPS124	1	
Switch – Oil Pressure Warning Light	CPS38	1	
Crewman VZ Cross 8: SS: SSZ			
8/04-1/06 V8 Cyl 5.7L GEN III OHV 16V MPFi RWD			
Ignition – Coil and Igniter	CC354	8	
Sensor – Camshaft	CSCA112	1	
Sensor – Coolant Temperature	CCS31	1	
Sensor – Crankshaft	CSCA45	1	
Sensor – MAP	CMS210	1	
Crewman VZ Cross 6			
4/05-7/06 V6 Cyl 3.6L Alloytec DOHC 24V MPFi 4WD			
Sensor – Camshaft	CSCA113	2	
Sensor – Coolant Temperature	CCS41	1	
Sensor – Crankshaft	CSCA131	1	
Sensor – Exhaust Oxygen – Universal	COS724	2	Universal 4 Wire: Front and Rear
Drover QB			
3/85-12/87 4 Cyl 1.3L G13A SOHC 8V Carb. 4WD			
Ignition – Coil – Standard	CC283	1	
Ignition – Distributor Cap	JP546	1	Denso Electronic Distributor
Ignition – Distributor Rotor	JR645	1	Denso Electronic Distributor
Sensor – Coolant Temperature	CCS23	1	
Sensor – Temperature Gauge	CTS142	1	
Switch – Brake Light	CSL31	1	
Switch – Oil Pressure Warning Light	CPS37	1	
Epica EP			
3/07-6/08 4 Cyl 2.0L X20D1 DOHC 24V MPFi FWD			
Sensor – Coolant Temperature	CCS51	1	
Sensor – Knock Control	CKS113	1	
Switch – Oil Pressure Warning Light	CPS48	1	
Epica EP			
3/07-6/08 6 Cyl 2.5L X25D1 DOHC 24V MPFi FWD			
Sensor – Coolant Temperature	CCS51	1	
Sensor – Knock Control	CKS113	1	
Switch – Oil Pressure Warning Light	CPS48	1	

APPLICATION GUIDE



Holden	Part No	Qty	Notes
Frontera M7			
10/95-3/99 4 Cyl 2.0L X20SE SOHC 8V PFI 4WD			
Ignition – Coil – Standard	CC271	1	
Sensor – Air Flow / MAF	CAF024	1	
Sensor – Air Temperature – Inlet	CAT021	1	
Sensor – Coolant Temperature	CCS26	1	
Sensor – Crankshaft	CSCA13	1	
Sensor – Exhaust Oxygen	COS918	1	Direct Fit 3 Wire
Sensor – Exhaust Oxygen – Universal	COS721	1	Universal 3 Wire
Sensor – Knock Control	CKS107	1	
Sensor – Oil Pressure Gauge	CPS54	1	
Sensor – Temperature Gauge	CTS134	1	
Switch – Brake Light	CSL55	1	
Switch – Radiator Fan	CFS77	1	
Frontera MX			
2/99-7/02 4 Cyl 2.2L X22SE DOHC 16V MPFI 4WD			
Ignition – Coil and Igniter	CC348	1	
Sensor – Camshaft	CSCA84	1	
Sensor – Coolant Temperature	CCS31	1	
Sensor – Exhaust Oxygen	COS918	1	Direct Fit 3 Wire
Sensor – Exhaust Oxygen – Universal	COS721	1	Universal 3 Wire
Sensor – Temperature Gauge	CTS127	1	
Switch – Brake Light	CSL54	1	
Switch – Oil Pressure Warning Light	CPS48	1	
Frontera MX			
2/99-1/04 V6 Cyl 3.2L 6VD1-W DOHC 24V MPFI 4WD			
Sensor – Camshaft	CSCA117	1	
Sensor – Coolant Temperature	CTS147	1	
Sensor – Crankshaft	CSCA48	1	To 8/2001
Sensor – Crankshaft	CSCA132	1	From 9/2001
Sensor – Exhaust Oxygen	COS744	2	Direct Fit 4 Wire: To 12/2000
Sensor – Exhaust Oxygen	COS873	2	Direct Fit 4 Wire: From 1/2001 To 8/2001
Sensor – Exhaust Oxygen	COS855	2	Direct Fit 4 Wire: From 9/2001
Sensor – Exhaust Oxygen – Universal	COS724	2	Universal 4 Wire
Sensor – Temperature Gauge	CTS110	1	
Switch – Brake Light	CSL54	1	
Switch – Oil Pressure Warning Light	CPS22	1	
Gemini TX: TC: TD: TE: TF: TG			
3/75-5/85 4 Cyl 1.6L G161Z SOHC 8V Carb. RWD			
Ignition – Coil – Standard	CIC32R	1	
Ignition – Coil – Heavy Duty Oil Filled Type	C80R	1	
Ignition – Coil – Heavy Duty Epoxy Type	CC254	1	
Ignition – Distributor Cap	JP534	1	Denso Points Distributor
Ignition – Distributor Condenser	TC209	1	Denso Points Distributor
Ignition – Distributor Points / Contact Set	S214V	1	Denso Points Distributor
Ignition – Distributor Rotor	JR527	1	Denso Points Distributor
Sensor – Temperature Gauge	CTS139	1	
Switch – Brake Light	CSL30	1	
Switch – Oil Pressure Warning Light	CPS23	1	

APPLICATION GUIDE



Holden	Part No	Qty	Notes
Gemini RB: RB2			
5/85-6/87 4 Cyl 1.5L 4XC1 SOHC 8V Carb. FWD			
Ignition – Distributor Cap	JP574	1	Denso Electronic Distributor
Ignition – Distributor Rotor	JR527	1	Denso Electronic Distributor
Ignition – Module	CM477	1	
Ignition – Pickup / Trigger	CIT139	1	
Sensor – Temperature Gauge	CTS138	1	
Switch – Brake Light	CSL43	1	
Switch – Oil Pressure Warning Light	CPS22	1	
Switch – Radiator Fan	CFS38	1	
Holden FX (48: 50 Series)			
1948-53 6 Cyl 133ci Grey OHV Carb. RWD			
Ignition – Distributor Cap	DR86	1	Delco Points Distributor
Ignition – Distributor Condenser	UC11E	1	Delco Points Distributor
Ignition – Distributor Points / Contact Set	S778A	1	Delco Points Distributor
Ignition – Distributor Rotor	RE85	1	Delco Points Distributor
Switch – Coolant Temperature Warning Light	CTS124	1	
Switch – Oil Pressure Warning Light	CPS36	1	
Holden FJ: FE: FC: FB: EK: EJ			
1953-8/63 6 Cyl 133ci: 138ci Grey OHV Carb. RWD			
Ignition – Coil – Standard	CIC31	1	
Ignition – Coil – Heavy Duty Oil Filled Type	C80	1	
Ignition – Distributor Cap	BH74	1	Bosch Points Distributor
Ignition – Distributor Points / Contact Set	S4V	1	Bosch Points Distributor
Ignition – Distributor Rotor	BH73	1	Bosch Points Distributor
Switch – Coolant Temperature Warning Light	CTS124	1	
Switch – Oil Pressure Warning Light	CPS33	1	
Holden EH: HD			
8/63-4/66 6 Cyl 149ci: 179ci Red OHV 12V Carb. RWD			
Ignition – Coil – Standard	CIC32R	1	
Ignition – Coil – Heavy Duty Oil Filled Type	C80R	1	
Ignition – Coil – Heavy Duty Epoxy Type	CC254	1	
Ignition – Distributor Cap	BH80	1	Bosch Points Distributor
Ignition – Distributor Condenser	BC63	1	Bosch Points Distributor
Ignition – Distributor Condenser	LC103	1	Lucas Points Distributor
Ignition – Distributor Points / Contact Set	S4V	1	Bosch Points Distributor
Ignition – Distributor Points / Contact Set	L19V	1	Lucas Points Distributor
Ignition – Distributor Rotor	BH79	1	Bosch Points Distributor
Ignition – Distributor Rotor	BD256	1	Lucas Points Distributor
Sensor – Temperature Gauge	CTS123	1	
Switch – Coolant Temperature Warning Light	CTS124	1	
Switch – Oil Pressure Warning Light	CPS30	1	
Holden HR: HK			
5/66-4/69 6 Cyl 161ci: 186ci Red OHV 12V Carb. RWD			
Ignition – Coil – Standard	CIC32R	1	
Ignition – Coil – Heavy Duty Oil Filled Type	C80R	1	
Ignition – Coil – Heavy Duty Epoxy Type	CC254	1	
Ignition – Distributor Cap	BH80	1	Bosch Points Distributor
Ignition – Distributor Condenser	BC63	1	Bosch Points Distributor
Ignition – Distributor Points / Contact Set	S4V	1	Bosch Points Distributor
Ignition – Distributor Rotor	BH79	1	Bosch Points Distributor
Sensor – Temperature Gauge	CTS123	1	
Switch – Coolant Temperature Warning Light	CTS124	1	
Switch – Oil Pressure Warning Light	CPS30	1	

APPLICATION GUIDE



Holden	Part No	Qty	Notes
Holden HK: HT: HG			
3/68-6/71 V8 Cyl 307ci: 350ci Chevrolet OHV 16V Carb. RWD			
Ignition – Coil – Standard	CIC32R	1	
Ignition – Coil – Heavy Duty Oil Filled Type	C80R	1	
Ignition – Coil – Heavy Duty Epoxy Type	CC254	1	
Ignition – Distributor Cap	DR102	1	Delco Points Distributor
Ignition – Distributor Condenser	DC10	1	Delco Points Distributor
Ignition – Distributor Points / Contact Set	S143V	1	Delco Points Distributor
Ignition – Distributor Rotor	DR65	1	Delco Points Distributor: Standard Rotor
Ignition – Distributor Rotor	DR1670	1	Delco Points Distributor: Performance Rotor
Sensor – Temperature Gauge	CTS123	1	
Switch – Oil Pressure Warning Light	CPS32	1	
Holden HT: HG			
5/69-6/71 6 Cyl 161ci: 186ci Red OHV 12V Carb. RWD			
Ignition – Coil – Standard	CIC32R	1	
Ignition – Coil – Heavy Duty Oil Filled Type	C80R	1	
Ignition – Coil – Heavy Duty Epoxy Type	CC254	1	
Ignition – Distributor Cap	BH82	1	Bosch Points Distributor
Ignition – Distributor Condenser	BC70	1	Bosch Points Distributor
Ignition – Distributor Points / Contact Set	S11V	1	Bosch Points Distributor
Ignition – Distributor Rotor	BH79	1	Bosch Points Distributor
Sensor – Temperature Gauge	CTS123	1	
Switch – Coolant Temperature Warning Light	CTS124	1	
Switch – Oil Pressure Warning Light	CPS30	1	
Holden HT: HG			
5/69-6/71 V8 Cyl 253ci: 308ci Holden OHV 16V Carb. RWD			
Ignition – Coil – Standard	CIC32R	1	
Ignition – Coil – Heavy Duty Oil Filled Type	C80R	1	
Ignition – Coil – Heavy Duty Epoxy Type	CC254	1	
Ignition – Distributor Cap	BH84	1	Bosch Points Distributor
Ignition – Distributor Condenser	BC70	1	Bosch Points Distributor
Ignition – Distributor Points / Contact Set	S11V	1	Bosch Points Distributor
Ignition – Distributor Rotor	BH87	1	Bosch Points Distributor
Sensor – Temperature Gauge	CTS123	1	
Switch – Coolant Temperature Warning Light	CTS124	1	
Switch – Oil Pressure Warning Light	CPS30	1	
Holden HQ: HJ			
7/71-6/76 6 Cyl 173ci: 202ci OHV 12V Carb. RWD			
Ignition – Coil – Standard	CIC32R	1	
Ignition – Coil – Heavy Duty Oil Filled Type	C80R	1	
Ignition – Coil – Heavy Duty Epoxy Type	CC254	1	
Ignition – Distributor Cap	BH82	1	Bosch Points Distributor
Ignition – Distributor Condenser	BC70	1	Bosch Points Distributor
Ignition – Distributor Condenser	LC103	1	Lucas Points Distributor
Ignition – Distributor Points / Contact Set	S11V	1	Bosch Points Distributor
Ignition – Distributor Points / Contact Set	L19V	1	Lucas Points Distributor
Ignition – Distributor Rotor	BH79	1	Bosch Points Distributor
Ignition – Distributor Rotor	BD256	1	Lucas Points Distributor
Sensor – Temperature Gauge	CTS125	1	
Switch – Oil Pressure Warning Light	CPS30	1	

APPLICATION GUIDE



Holden	Part No	Qty	Notes
Holden HQ: HJ 7/71-6/76 V8 Cyl 253ci: 308ci OHV 16V Carb. RWD			
Ignition – Coil – Standard	CIC32R	1	
Ignition – Coil – Heavy Duty Oil Filled Type	C80R	1	
Ignition – Coil – Heavy Duty Epoxy Type	CC254	1	
Ignition – Distributor Cap	BH84	1	Bosch Points Distributor
Ignition – Distributor Condenser	BC70	1	Bosch Points Distributor
Ignition – Distributor Points / Contact Set	S11V	1	Bosch Points Distributor
Ignition – Distributor Rotor	BH87	1	Bosch Points Distributor
Sensor – Temperature Gauge	CTS125	1	
Switch – Brake Light	CSL20	1	
Switch – Oil Pressure Warning Light	CPS30	1	
Holden HQ 7/71-9/74 V8 Cyl 350ci OHV 16V Carb. RWD			
Ignition – Coil – Standard	CIC32R	1	
Ignition – Coil – Heavy Duty Oil Filled Type	C80R	1	
Ignition – Coil – Heavy Duty Epoxy Type	CC254	1	
Ignition – Distributor Cap	DR102	1	Delco Points Distributor
Ignition – Distributor Condenser	DC10	1	Delco Points Distributor
Ignition – Distributor Points / Contact Set	S143V	1	Delco Points Distributor
Ignition – Distributor Rotor	DR65	1	Delco Points Distributor: Standard Rotor
Ignition – Distributor Rotor	DR1670	1	Delco Points Distributor: Performance Rotor
Sensor – Temperature Gauge	CTS123	1	
Switch – Oil Pressure Warning Light	CPS32	1	
Holden HX: HZ 7/76-3/80 6 Cyl 3.3L OHV 12V Carb. RWD			
Ignition – Coil – Standard	CIC32R	1	
Ignition – Coil – Heavy Duty Oil Filled Type	C80R	1	
Ignition – Coil – Heavy Duty Epoxy Type	CC254	1	
Ignition – Distributor Cap	BH82	1	Bosch Points Distributor
Ignition – Distributor Condenser	BC70	1	Bosch Points Distributor
Ignition – Distributor Points / Contact Set	S11V	1	Bosch Points Distributor
Ignition – Distributor Rotor	BH79	1	Bosch Points Distributor
Sensor – Temperature Gauge	CTS125	1	
Switch – Oil Pressure Warning Light	CPS30	1	
Holden HX: HZ 7/76-3/80 V8 Cyl 4.2L: 5.0L OHV 16V Carb. RWD			
Ignition – Coil – Standard	CIC32R	1	
Ignition – Coil – Heavy Duty Oil Filled Type	C80R	1	
Ignition – Coil – Heavy Duty Epoxy Type	CC254	1	
Ignition – Distributor Cap	BH84	1	Bosch Points Distributor
Ignition – Distributor Condenser	BC70	1	Bosch Points Distributor
Ignition – Distributor Points / Contact Set	S11V	1	Bosch Points Distributor
Ignition – Distributor Rotor	BH87	1	Bosch Points Distributor
Sensor – Temperature Gauge	CTS125	1	
Switch – Brake Light	CSL20	1	
Switch – Oil Pressure Warning Light	CPS30	1	
Holden WB 4/80-12/85 6 Cyl 3.3L SOHC 12V Carb. RWD			
Ignition – Coil – Standard	CC215	1	
Ignition – Distributor Cap	BH116	1	Bosch Electronic Distributor
Ignition – Distributor Rotor	BH105	1	Bosch Electronic Distributor
Ignition – Module	CM418	1	Bosch Electronic Distributor
Ignition – Pickup / Trigger	CIT116	1	Bosch Electronic Distributor
Sensor – Temperature Gauge	CTS125	1	
Switch – Oil Pressure Warning Light	CPS30	1	

APPLICATION GUIDE



Holden	Part No	Qty	Notes
Holden WB			
4/80-12/85 V8 Cyl 4.2L: 5.0L OHV 16V Carb. RWD			
Ignition – Coil – Standard	CC215	1	
Ignition – Distributor Cap	BH112	1	Bosch Electronic Distributor
Ignition – Distributor Rotor	BH103	1	Bosch Electronic Distributor
Ignition – Module	CM418	1	Bosch Electronic Distributor
Ignition – Pickup / Trigger	CIT116	1	Bosch Electronic Distributor
Sensor – Temperature Gauge	CTS125	1	
Switch – Brake Light	CSL20	1	
Switch – Oil Pressure Warning Light	CPS30	1	
Jackaroo UBS13			
11/81-7/85 4 Cyl 2.0L G200Z SOHC 8V Carb. 4WD			
Ignition – Coil – Standard	CIC32R	1	
Ignition – Coil – Heavy Duty Oil Filled Type	C80R	1	
Ignition – Coil – Heavy Duty Epoxy Type	CC254	1	
Ignition – Distributor Cap	JP534	1	Denso Points Distributor
Ignition – Distributor Condenser	TC209	1	Denso Points Distributor
Ignition – Distributor Points / Contact Set	S214V	1	Denso Points Distributor
Ignition – Distributor Rotor	JR527	1	Denso Points Distributor
Sensor – Temperature Gauge	CTS139	1	
Switch – Brake Light	CSL30	1	
Switch – Oil Pressure Warning Light	CPS23	1	
Jackaroo UBS52 Diesel			
11/81-12/83 4 Cyl 2.2L C223 OHV 8V Di 4WD			
Sensor – Temperature Gauge	CTS139	1	
Jackaroo UBS52 Turbo Diesel			
7/84-12/88 4 Cyl 2.2L C223T OHV 8V Di 4WD			
Sensor – Temperature Gauge	CTS139	1	
Switch – Brake Light	CSL54	1	With Cruise Control
Switch – Brake Light	CSL43	1	Without Cruise Control
Switch – Oil Pressure Warning Light	CPS23	1	
Jackaroo UBS16			
8/85-12/88 4 Cyl 2.3L 4ZD1 SOHC 8V Carb. 4WD			
Ignition – Distributor Cap	JP546	1	Denso Electronic Distributor
Ignition – Distributor Rotor	JR527	1	Denso Electronic Distributor
Sensor – Temperature Gauge	CTS110	1	
Switch – Brake Light	CSL54	1	With Cruise Control
Switch – Brake Light	CSL43	1	Without Cruise Control
Switch – Oil Pressure Warning Light	CPS23	1	
Jackaroo UBS17			
7/88-3/92 4 Cyl 2.6L 4ZE1 SOHC 8V EFI 4WD			
Ignition – Coil – Standard	CC319	1	
Ignition – Distributor Cap	JP734	1	Denso Electronic Distributor
Ignition – Distributor Rotor	JR651	1	Denso Electronic Distributor
Sensor – Coolant Temperature	CCS26	1	
Sensor – Crankshaft	CSCA01	1	
Sensor – Crankshaft	CSCA01B	1	Kit supplied with bearing
Sensor – Exhaust Oxygen	COS732	1	Direct Fit 1 Wire
Sensor – Exhaust Oxygen – Universal	COS720	1	Universal 1 Wire
Sensor – Temperature Gauge	CTS110	1	
Sensor – Throttle Position	CTPS107	1	Auto Transmission
Sensor – Throttle Position	CTPS105	1	Manual Transmission
Switch – Brake Light	CSL54	1	With Cruise Control
Switch – Brake Light	CSL43	1	Without Cruise Control
Switch – Oil Pressure Warning Light	CPS47	1	

APPLICATION GUIDE



Holden	Part No	Qty	Notes
Jackaroo UBS55 Turbo Diesel 7/88-3/92 4 Cyl 2.8L 4JB1T OHV Di 4WD			
Sensor – Temperature Gauge	CTS139	1	
Switch – Brake Light	CSL54	1	With Cruise Control
Switch – Brake Light	CSL43	1	Without Cruise Control
Switch – Oil Pressure Warning Light	CPS23	1	
Jackaroo UBS69 Turbo Diesel 4/92-2/98 4 Cyl 3.1L 4JG2 OHV Di 4WD			
Sensor – Temperature Gauge	CTS139	1	
Switch – Brake Light	CSL54	1	With Cruise Control
Switch – Brake Light	CSL43	1	Without Cruise Control
Switch – Oil Pressure Warning Light	CPS23	1	
Jackaroo UBS25 4/92-2/98 V6 Cyl 3.2L 6VD1-V SOHC 24V EFi 4WD			
Ignition – Coil – Standard	CC208	3	
Sensor – Coolant Temperature	CTS147	1	
Sensor – Exhaust Oxygen	COS784	1	Direct Fit 3 Wire
Sensor – Exhaust Oxygen – Universal	COS721	1	Universal 3 Wire
Sensor – MAP	CMS206	1	
Sensor – Temperature Gauge	CTS110	1	
Switch – Brake Light	CSL54	1	With Cruise Control
Switch – Brake Light	CSL43	1	Without Cruise Control
Switch – Oil Pressure Warning Light	CPS22	1	
Jackaroo U8 2/98-9/04 V6 Cyl 3.5L 6VE1 DOHC 24V MPFi 4WD			
Sensor – Camshaft	CSCA117	1	
Sensor – Coolant Temperature	CTS147	1	
Sensor – Crankshaft	CSCA48	1	
Sensor – MAP	CMS210	1	
Sensor – Temperature Gauge	CTS110	1	
Jackaroo U8 Turbo Diesel 3/98-9/04 4 Cyl 3.0L 4JX1 DOHC 16V Di 4WD			
Sensor – MAP	CMS207	1	
Sensor – Temperature Gauge	CTS139	1	
Monaro HK GTS 3/68-4/69 V8 Cyl 327ci Chevrolet OHV 16V Carb. RWD			
Ignition – Coil – Standard	CIC32R	1	
Ignition – Coil – Heavy Duty Oil Filled Type	C80R	1	
Ignition – Coil – Heavy Duty Epoxy Type	CC254	1	
Ignition – Distributor Cap	DR102	1	Delco Points Distributor
Ignition – Distributor Condenser	DC10	1	Delco Points Distributor
Ignition – Distributor Points / Contact Set	S143V	1	Delco Points Distributor
Ignition – Distributor Rotor	DR65	1	Delco Points Distributor: Standard Rotor
Ignition – Distributor Rotor	DR1670	1	Delco Points Distributor: Performance Rotor
Sensor – Temperature Gauge	CTS123	1	
Switch – Oil Pressure Warning Light	CPS32	1	

APPLICATION GUIDE



Holden	Part No	Qty	Notes
Monaro V2: V2 Series II CV6 S/charged 12/01-8/03 V6 Cyl 3.8L VS OHV 12V ESPFI RWD			
Ignition – Coil – Standard	CC208	3	Direct Fit 4 Wire Universal 4 Wire
Ignition – Module	CM414	1	
Sensor – Crankshaft	CSCA04	1	
Sensor – Exhaust Oxygen	COS744	1	
Sensor – Exhaust Oxygen – Universal	COS724	1	
Sensor – Knock Control	CKS101	1	
Sensor – Throttle Position	CTPS131	1	
Monaro V2: V2 Series II: V2 Series III: VZ CV8 12/01-7/06 V8 Cyl 5.7L GENIII OHV ESPFI RWD			
Ignition – Coil and Igniter	CC354	8	Direct Fit 4 Wire Universal 4 Wire
Sensor – Camshaft	CSCA112	1	
Sensor – Coolant Temperature	CCS31	1	
Sensor – Crankshaft	CSCA45	1	
Sensor – Exhaust Oxygen	COS744	2	
Sensor – Exhaust Oxygen – Universal	COS724	2	
Sensor – MAP	CMS210	1	
Sensor – Throttle Position	CTPS124	1	
Nova LE 8/89-8/91 4 Cyl 1.4L 6AFC: 1.6L 4AFC DOHC 16V Carb. FWD			
Ignition – Coil – Standard	CC216	1	Denso Electronic Distributor: To 2/1990 Bosch Electronic Distributor: From 3/1990
Ignition – Coil – Standard	CC215	1	
Ignition – Distributor Cap	DR895	1	
Ignition – Distributor Cap	BH178	1	
Ignition – Distributor Rotor	JR613	1	
Ignition – Distributor Rotor	BH121	1	
Ignition – Module	CM418	1	
Ignition – Pickup / Trigger	CIT103	1	
Sensor – Temperature Gauge	CTS110	1	
Switch – Brake Light	CSL47	1	
Switch – Oil Pressure Warning Light	CPS23	1	
Switch – Radiator Fan	CFS32	1	
Nova LF 9/91-10/94 4 Cyl 1.4L 6AFC: 1.6L 4AFC DOHC 16V Carb. FWD			
Ignition – Coil – Standard	CC215	1	Bosch Electronic Distributor Bosch Electronic Distributor Bosch Electronic Distributor
Ignition – Distributor Cap	BH178	1	
Ignition – Distributor Rotor	BH121	1	
Ignition – Module	CM418	1	
Sensor – Temperature Gauge	CTS154	1	
Switch – Brake Light	CSL47	1	
Switch – Oil Pressure Warning Light	CPS23	1	
Switch – Radiator Fan	CFS24	1	
Nova LF 9/91-10/94 4 Cyl 1.6L 4AFE DOHC 16V EFI FWD			
Ignition – Coil – Standard	CC217	1	Denso Electronic Distributor Denso Electronic Distributor Direct Fit 1 Wire With Flange Universal 1 Wire With Flange
Ignition – Distributor Cap and Leads	JP801	1	
Ignition – Distributor Rotor	JR613	1	
Sensor – Air Temperature – Inlet	CAT010	1	
Sensor – Coolant Temperature	CCS21	1	
Sensor – Exhaust Oxygen	COS778	1	
Sensor – Exhaust Oxygen – Universal	COS722	1	
Sensor – Temperature Gauge	CTS154	1	
Sensor – Throttle Position	CTPS102	1	
Switch – Brake Light	CSL47	1	
Switch – Oil Pressure Warning Light	CPS23	1	
Switch – Radiator Fan	CFS24	1	

APPLICATION GUIDE



Holden	Part No	Qty	Notes
Nova LF			
10/92-10/94 4 Cyl 1.8L 7AFE DOHC 16V MPFi FWD			
Ignition – Coil – Standard	CC216	1	
Ignition – Distributor Cap	BD112	1	Denso Electronic Distributor
Ignition – Distributor Rotor	JR613	1	Denso Electronic Distributor
Sensor – Air Temperature – Inlet	CAT010	1	
Sensor – Coolant Temperature	CCS21	1	
Sensor – Exhaust Oxygen	COS778	1	Direct Fit 1 Wire With Flange
Sensor – Exhaust Oxygen – Universal	COS722	1	Universal 1 Wire With Flange
Sensor – Temperature Gauge	CTS154	1	
Sensor – Throttle Position	CTPS111	1	
Switch – Brake Light	CSL47	1	
Switch – Oil Pressure Warning Light	CPS51	1	
Switch – Radiator Fan	CFS63	1	
Nova LG			
10/94-4/97 4 Cyl 1.6L 4AFE: 1.8L 7AFE DOHC 16V EFI FWD			
Ignition – Coil – Standard	CC216	1	
Ignition – Distributor Cap	BD112	1	Denso Electronic Distributor
Ignition – Distributor Rotor	JR613	1	Denso Electronic Distributor
Sensor – Air Temperature – Inlet	CAT010	1	
Sensor – Coolant Temperature	CCS21	1	
Sensor – Exhaust Oxygen	COS775	1	Direct Fit 2 Wire With Flange
Sensor – Exhaust Oxygen – Universal	COS725	1	Universal 2 Wire With Flange
Sensor – Temperature Gauge	CTS154	1	
Sensor – Throttle Position	CTPS111	1	
Switch – Brake Light	CSL59	1	
Switch – Oil Pressure Warning Light	CPS51	1	
Switch – Radiator Fan	CFS63	1	
Piazza YB Turbo			
4/86-11/87 4 Cyl 2.0L 4ZC1T SOHC 8V EFI RWD			
Ignition – Coil – Standard	CC215	1	
Ignition – Distributor Rotor	JR577	1	Denso Electronic Distributor
Sensor – Exhaust Oxygen	COS730	1	Direct Fit 1 Wire With Flange
Sensor – Exhaust Oxygen – Universal	COS722	1	Universal 1 Wire With Flange
Sensor – Temperature Gauge	CTS110	1	
Switch – Brake Light	CSL54	1	
Switch – Oil Pressure Warning Light	CPS46	1	
Switch – Radiator Fan	CFS66	1	
Rodeo KB25: KB40			
1/78-12/80 4 Cyl 1.6L G161Z SOHC 8V Carb. RWD & 4WD			
Sensor – Temperature Gauge	CTS139	1	
Switch – Oil Pressure Warning Light	CPS23	1	
Rodeo KB26: KB41			
1/81-12/82 4 Cyl 1.6L G161Z SOHC 8V Carb. RWD & 4WD			
Ignition – Coil – Standard	CIC32R	1	
Ignition – Coil – Heavy Duty Oil Filled Type	C80R	1	
Ignition – Coil – Heavy Duty Epoxy Type	CC254	1	
Ignition – Distributor Cap	JP534	1	Denso Points Distributor
Ignition – Distributor Condenser	TC209	1	Denso Points Distributor
Ignition – Distributor Points / Contact Set	S214V	1	Denso Points Distributor
Ignition – Distributor Rotor	JR527	1	Denso Points Distributor
Sensor – Temperature Gauge	CTS139	1	
Switch – Oil Pressure Warning Light	CPS23	1	



APPLICATION GUIDE



Holden	Part No	Qty	Notes
Rodeo KB27: KB42			
1/83-12/83 4 Cyl 1.8L G180Z SOHC 8V Carb. RWD & 4WD			
Ignition – Coil – Standard	C1C32R	1	
Ignition – Coil – Heavy Duty Oil Filled Type	C80R	1	
Ignition – Coil – Heavy Duty Epoxy Type	CC254	1	
Ignition – Distributor Cap	JP534	1	Denso Points Distributor
Ignition – Distributor Condenser	TC209	1	Denso Points Distributor
Ignition – Distributor Points / Contact Set	S214V	1	Denso Points Distributor
Ignition – Distributor Rotor	JR527	1	Denso Points Distributor
Rodeo KBD27: KBD42 Diesel			
1/83-12/83 4 Cyl 2.2L C223 OHV 8V Di RWD & 4WD			
Switch – Brake Light	CSL43	1	
Switch – Oil Pressure Warning Light	CPS23	1	
Rodeo KB28: KB43			
1/84-3/87 4 Cyl 1.9L G200Z SOHC 8V Carb. RWD & 4WD			
Ignition – Coil – Standard	C1C32R	1	
Ignition – Coil – Heavy Duty Oil Filled Type	C80R	1	
Ignition – Coil – Heavy Duty Epoxy Type	CC254	1	
Ignition – Distributor Cap	JP534	1	Denso Points Distributor: From 1985
Ignition – Distributor Condenser	TC209	1	Denso Points Distributor: From 1985
Ignition – Distributor Points / Contact Set	S214V	1	Denso Points Distributor: From 1985
Ignition – Distributor Rotor	JR527	1	Denso Points Distributor: From 1985
Sensor – Temperature Gauge	CTS139	1	
Switch – Oil Pressure Warning Light	CPS23	1	
Rodeo KBD28: KBD43 Diesel			
1/84-6/88 4 Cyl 2.2L C223 OHV 8V Di RWD & 4WD			
Sensor – Temperature Gauge	CTS125	1	
Switch – Brake Light	CSL43	1	
Switch – Oil Pressure Warning Light	CPS23	1	
Rodeo KBD47 Diesel			
7/85-6/88 4 Cyl 2.2L C223 OHV 8V Di 4WD			
Sensor – Temperature Gauge	CTS139	1	
Switch – Brake Light	CSL43	1	
Switch – Oil Pressure Warning Light	CPS23	1	
Rodeo KB29: KB49			
4/87-6/88 4 Cyl 2.3L 4ZD1 SOHC 8V Carb. RWD & 4WD			
Ignition – Distributor Cap	JP546	1	Denso Electronic Distributor
Ignition – Distributor Rotor	JR527	1	Denso Electronic Distributor
Ignition – Module	CM478	1	From 1988
Sensor – Temperature Gauge	CTS110	1	
Switch – Brake Light	CSL43	1	
Switch – Oil Pressure Warning Light	CPS23	1	
Rodeo TFR54: TFS54 Diesel			
6/88-12/92 4 Cyl 2.5L 4JA1 SOHC 8V Di RWD & 4WD			
Sensor – Temperature Gauge	CTS139	1	
Switch – Brake Light	CSL43	1	
Switch – Oil Pressure Warning Light	CPS23	1	

APPLICATION GUIDE



Holden	Part No	Qty	Notes
Rodeo TFR17: TFS17 7/88-4/90 4 Cyl 2.6L 4ZE1 SOHC 8V EFi RWD & 4WD			
Ignition – Coil – Standard	CC319	1	
Ignition – Distributor Cap	BD124	1	Denso Electronic Distributor
Ignition – Distributor Rotor	JR651	1	Denso Electronic Distributor
Sensor – Crankshaft	CSCA01	1	
Sensor – Crankshaft	CSCA01B	1	Kit supplied with bearing
Sensor – Exhaust Oxygen	COS732	1	Direct Fit 1 Wire
Sensor – Exhaust Oxygen – Universal	COS720	1	Universal 1 Wire
Sensor – Temperature Gauge	CTS110	1	
Sensor – Throttle Position	CTPS107	1	Auto Transmission
Sensor – Throttle Position	CTPS105	1	Manual
Switch – Brake Light	CSL43	1	
Switch – Oil Pressure Warning Light	CPS46	1	
Rodeo TFR16 5/90-3/93 4 Cyl 2.3L 4ZD1 SOHC 8V Carb. RWD			
Ignition – Coil – Standard	CC285	1	To 10/1992
Ignition – Distributor Cap	BD109	1	
Ignition – Distributor Rotor	JR645	1	
Ignition – Module	CM478	1	
Sensor – Temperature Gauge	CTS110	1	
Switch – Brake Light	CSL43	1	
Switch – Oil Pressure Warning Light	CPS23	1	
Rodeo TFS55: Turbo Diesel 5/90-12/01 4 Cyl 2.8L 4JB1T OHV 8V Di 4WD			
Sensor – Temperature Gauge	CTS139	1	
Switch – Brake Light	CSL43	1	
Switch – Oil Pressure Warning Light	CPS23	1	
Rodeo TFR17: TFS17 5/90-5/98 4 Cyl 2.6L 4ZE1 SOHC 8V EFi RWD & 4WD			
Ignition – Coil – Standard	CC319	1	
Ignition – Distributor Cap	BD124	1	Denso Electronic Distributor
Ignition – Distributor Rotor	JR651	1	Denso Electronic Distributor
Sensor – Coolant Temperature	CCS26	1	
Sensor – Crankshaft	CSCA01	1	
Sensor – Crankshaft	CSCA01B	1	Kit supplied with bearing
Sensor – Temperature Gauge	CTS110	1	
Sensor – Throttle Position	CTPS106	1	
Switch – Brake Light	CSL43	1	
Rodeo TFR25 2/98-2/03 V6 Cyl 3.2L 6VD1-W DOHC 24V MPF RWD			
Sensor – Camshaft	CSCA117	1	
Sensor – Crankshaft	CSCA48	1	
Sensor – Exhaust Oxygen – Universal	COS724	1	Universal 4 Wire
Sensor – Temperature Gauge	CTS139	1	
Switch – Oil Pressure Warning Light	CPS22	1	
Rodeo TFR30 6/98-2/03 4 Cyl 2.2L C22NE SOHC 8V MPFi RWD			
Sensor – Crankshaft	CSCA25	1	
Sensor – MAP	CMS210	1	
Sensor – Throttle Position	CTPS131	1	
Rodeo TFS55 Turbo Diesel 8/99-2/03 4 Cyl 2.8L 4JB1T OHV 8V Di 4WD			
Sensor – Temperature Gauge	CTS139	1	
Switch – Oil Pressure Warning Light	CPS23	1	

APPLICATION GUIDE



Holden	Part No	Qty	Notes
Rodeo TFR77: TFS77 Turbo Diesel 1/02-2/03 4 Cyl 3.0L 4JH1TC OHV 8V Di RWD & 4WD			
Sensor – Crankshaft	CSCA194	1	Top Dead Centre
Sensor – Temperature Gauge	CTS139	1	
Rodeo TFR32: TFS32 3/03-1/07 4 Cyl 2.4L Y24SE SOHC 8V EFI RWD & 4WD			
Sensor – Air Temperature – Inlet	CAT006	1	Universal 4 Wire
Sensor – Exhaust Oxygen – Universal	COS724	1	
Sensor – MAP	CMS210	1	
Rodeo TFR85: TFS85 Turbo Diesel 3/03-1/07 4 Cyl 3.0L 4JH1TC OHV 8V Di RWD & 4WD			
Sensor – Crankshaft	CSCA194	1	Top Dead Centre
Sensor – Temperature Gauge	CTS139	1	Denso
Switch – Oil Pressure Warning Light	CPS48	1	
Rodeo TFR26: TFS26 3/03-11/05 V6 Cyl 3.5L 6VE1 DOHC 24V EFI RWD			
Sensor – Camshaft	CSCA117	1	Direct Fit
Sensor – Crankshaft	CSCA132	1	
Sensor – Exhaust Oxygen	COS855	1	
Sensor – Temperature Gauge	CTS110	1	
Switch – Oil Pressure Warning Light	CPS22	1	
Rodeo TFR27 12/05-on V6 Cyl 3.6L HFV6 Euro 3 DOHC 24V EFI RWD			
Sensor – Exhaust Oxygen – Universal	COS724	1	Universal 4 Wire: Engine Pipe
Rodeo TFR32: TFS32 1/07-on 4 Cyl 2.4L Y24SE SOHC 8V EFI RWD & 4WD			
Sensor – Air Temperature – Inlet	CAT006	1	
Scurry NB 7/85-12/87 4 Cyl 970cc F10A SOHC 8V Carb. RWD			
Ignition – Distributor Cap	JP642	1	Denso Points Distributor
Ignition – Distributor Points / Contact Set	S204V	1	Denso Points Distributor
Ignition – Distributor Rotor	JR527	1	Denso Points Distributor
Sensor – Temperature Gauge	CTS142	1	
Switch – Brake Light	CSL31	1	
Switch – Oil Pressure Warning Light	CPS37	1	
Shuttle WFR 3/82-3/87 4 Cyl 1.8L 4ZB1 Carb RWD			
Ignition – Coil – Standard	CC285	1	Denso Elect Dist
Ignition – Distributor Rotor	JR577	1	
Shuttle WFR 4/87-12/91 4 Cyl 2.0L 4ZC1 Carb. RWD			
Ignition – Coil – Standard	CC285	1	Denso Electronic Distributor: To 1990 Denso Electronic Distributor: To 1990
Ignition – Distributor Cap	JP546	1	
Ignition – Distributor Rotor	JR527	1	
Sensor – Coolant Temperature	COS25	1	
Sensor – Temperature Gauge	CTS139	1	
Switch – Brake Light	CSL30	1	
Switch – Oil Pressure Warning Light	CPS46	1	

APPLICATION GUIDE



Holden	Part No	Qty	Notes
Statesman WB			
5/80-7/85 V8 Cyl 5.0L WT OHV 16V Carb. RWD			
Ignition – Coil – Standard	CC200	1	
Ignition – Distributor Cap	BH112	1	Bosch Electronic Distributor
Ignition – Distributor Rotor	BH103	1	Bosch Electronic Distributor
Ignition – Module	CM418	1	
Ignition – Pickup / Trigger	CIT116	1	Bosch Distributor
Sensor – Temperature Gauge	CTS125	1	
Statesman VQ: VQ Series II			
3/90-10/91 V8 Cyl 5.0L VU OHV 16V EFI RWD			
Ignition – Coil – Standard	CC200	1	Oil Filled
Ignition – Distributor Cap	BH84	1	Bosch Electronic Distributor
Ignition – Distributor Rotor	BH231	1	Bosch Electronic Distributor
Sensor – Air Temperature – Inlet	CAT009	1	
Sensor – Coolant Temperature	CCS26	1	
Sensor – Exhaust Oxygen	COS732	1	Direct Fit 1 Wire: Series I
Sensor – Exhaust Oxygen	COS750	1	Direct Fit 2 Wire: Series II
Sensor – Exhaust Oxygen – Universal	COS720	1	Universal 1 Wire: Series I
Sensor – Exhaust Oxygen – Universal	COS723	1	Universal 2 Wire: Series II
Sensor – Knock Control	CKS103	1	
Sensor – MAP	CMS206	1	
Sensor – Temperature Gauge	CTS127	1	
Sensor – Throttle Position	CTPS132	1	
Switch – Oil Pressure Warning Light	CPS38	1	
Valve – Idle Speed Control	CIA008	1	
Statesman VQ Series II			
11/91-2/94 V6 Cyl 3.8L VH OHV 12V EFI RWD			
Ignition – Coil – Standard	CC208	3	
Ignition – Coil & Module Kit	CCMLK	1	With Ignition Leads
Ignition – Coil & Module Kit	CCMK	1	Without Ignition Leads
Ignition – Module	CM414	1	
Sensor – Air Temperature – Inlet	CAT009	1	
Sensor – Coolant Temperature	CCS26	1	
Sensor – Crankshaft	CSCA04	1	
Sensor – Exhaust Oxygen	COS734	1	Direct Fit 2 Wire
Sensor – Exhaust Oxygen – Universal	COS723	1	Universal 2 Wire
Sensor – MAP	CMS206	1	
Sensor – Temperature Gauge	CTS127	1	
Sensor – Throttle Position	CTPS132	1	
Switch – Oil Pressure Warning Light	CPS38	1	
Valve – Idle Speed Control	CIA008	1	
Statesman VR			
3/94-4/95 V6 Cyl 3.8L VH OHV 12V EFI RWD			
Ignition – Coil – Standard	CC208	3	
Ignition – Coil & Module Kit	CCMLK	1	With Ignition Leads
Ignition – Coil & Module Kit	CCMK	1	Without Ignition Leads
Ignition – Module	CM414	1	
Sensor – Air Temperature – Inlet	CAT009	1	
Sensor – Camshaft	CSCA81	1	
Sensor – Coolant Temperature	CCS26	1	
Sensor – Crankshaft	CSCA04	1	
Sensor – Exhaust Oxygen – Universal	COS724	1	Universal 4 Wire
Sensor – MAP	CMS206	1	
Sensor – Temperature Gauge	CTS152	1	
Sensor – Throttle Position	CTPS132	1	
Switch – Brake Light	CSL41	1	Without Cruise Control
Switch – Oil Pressure Warning Light	CPS38	1	
Valve – Idle Speed Control	CIA008	1	

APPLICATION GUIDE



Holden	Part No	Qty	Notes
Statesman VR 3/94-4/95 V8 Cyl 5.0L VU OHV 16V EFI RWD			
Ignition – Coil – Standard	CC200	1	Oil Filled
Ignition – Distributor Cap	BH84	1	Bosch Electronic Distributor
Ignition – Distributor Rotor	BH231	1	Bosch Electronic Distributor
Sensor – Air Temperature – Inlet	CAT009	1	
Sensor – Coolant Temperature	CCS26	1	
Sensor – Exhaust Oxygen	COS750	1	Direct Fit 2 Wire
Sensor – Exhaust Oxygen – Universal	COS723	1	Universal 2 Wire
Sensor – Knock Control	CKS103	1	
Sensor – MAP	CMS206	1	
Sensor – Temperature Gauge	CTS152	1	
Sensor – Throttle Position	CTPS132	1	
Switch – Brake Light	CSL41	1	Without Cruise Control
Switch – Oil Pressure Warning Light	CPS38	1	
Valve – Idle Speed Control	CIA008	1	
Statesman VS: VS Series II 4/95-6/99 V6 Cyl 3.8L VH OHV 12V EFI RWD			
Ignition – Coil – Standard	CC208	3	
Ignition – Module	CM414	1	
Sensor – Air Temperature – Inlet	CAT002	1	
Sensor – Coolant Temperature	CTS147	1	
Sensor – Exhaust Oxygen	COS750	1	Direct Fit 2 Wire: To Vin L823094
Sensor – Exhaust Oxygen	COS744	1	Direct Fit 4 Wire: From Vin L823095
Sensor – Exhaust Oxygen – Universal	COS723	1	Universal 2 Wire: To Vin L823094
Sensor – Exhaust Oxygen – Universal	COS724	1	Universal 4 Wire: From Vin L823095
Sensor – Temperature Gauge	CTS152	1	
Switch – Brake Light	CSL41	1	Without Cruise Control
Switch – Oil Pressure Warning Light	CPS38	1	
Statesman VS: VS Series II: VS Series III 4/95-6/99 V8 Cyl 5.0L VU OHV 16V EFI RWD			
Ignition – Distributor Cap	BH84	1	
Ignition – Distributor Rotor	BH231	1	
Sensor – Air Temperature – Inlet	CAT009	1	
Sensor – Coolant Temperature	CCS26	1	
Sensor – Exhaust Oxygen	COS750	1	Direct Fit 2 Wire
Sensor – Exhaust Oxygen – Universal	COS723	1	Universal 2 Wire
Sensor – Temperature Gauge	CTS152	1	
Sensor – Throttle Position	CTPS132	1	
Switch – Brake Light	CSL41	1	Without Cruise Control
Switch – Oil Pressure Warning Light	CPS38	1	
Statesman VS Series II: VS Series III S/charged 10/96-6/99 V6 Cyl 3.8L L67 OHV 12V EFI RWD			
Ignition – Coil – Standard	CC208	3	
Ignition – Module	CM414	1	
Sensor – Air Temperature – Inlet	CAT002	1	
Sensor – Coolant Temperature	CTS147	1	
Sensor – Exhaust Oxygen	COS750	1	Direct Fit 2 Wire: To Vin L823094
Sensor – Exhaust Oxygen	COS744	1	Direct Fit 4 Wire: From Vin L823095
Sensor – Exhaust Oxygen – Universal	COS723	1	Universal 2 Wire: To Vin L823094
Sensor – Exhaust Oxygen – Universal	COS724	1	Universal 4 Wire: From Vin L823095
Switch – Oil Pressure Warning Light	CPS38	1	

APPLICATION GUIDE



Holden	Part No	Qty	Notes
Statesman WH: WH Series II			
6/99-4/03 V6 Cyl 3.8L VH OHV 12V MPFi RWD			
Ignition – Coil – Standard	CC208	3	Direct Fit 2 Wire Universal 2 Wire
Ignition – Module	CM414	1	
Sensor – Camshaft	CSCA81	1	
Sensor – Coolant Temperature	CTS147	1	
Sensor – Crankshaft	CSCA04	1	
Sensor – Exhaust Oxygen	COS734	1	
Sensor – Exhaust Oxygen – Universal	COS723	1	
Sensor – Knock Control	CKS101	1	
Sensor – MAP	CMS210	1	
Sensor – Temperature Gauge	CTS152	1	
Switch – Oil Pressure Warning Light	CPS38	1	
Statesman WH: WH Series II S/charged			
6/99-4/03 V6 Cyl 3.8L VS-L67 OHV 12V MPFi RWD			
Ignition – Coil – Standard	CC208	3	Direct Fit 4 Wire Universal 4 Wire
Ignition – Module	CM414	1	
Sensor – Coolant Temperature	CTS147	1	
Sensor – Exhaust Oxygen	COS744	2	
Sensor – Exhaust Oxygen – Universal	COS724	2	
Sensor – Temperature Gauge	CTS152	1	
Switch – Oil Pressure Warning Light	CPS38	1	
Statesman WH: WH Series II			
10/00-4/03 V8 Cyl 5.7L GEN III OHV 16V MPFi RWD			
Ignition – Coil and Igniter	CC354	8	Direct Fit 4 Wire Universal 4 Wire
Sensor – Camshaft	CSCA112	1	
Sensor – Coolant Temperature	CCS31	1	
Sensor – Crankshaft	CSCA45	1	
Sensor – Exhaust Oxygen	COS744	2	
Sensor – Exhaust Oxygen – Universal	COS724	2	
Sensor – MAP	CMS210	1	
Sensor – Throttle Position	CTPS124	1	
Switch – Oil Pressure Warning Light	CPS38	1	
Statesman WK			
5/03-7/04 V6 Cyl 3.8L VH OHV 12V MPFi RWD			
Ignition – Coil – Standard	CC208	3	
Ignition – Module	CM414	1	
Sensor – Camshaft	CSCA81	1	
Sensor – Crankshaft	CSCA04	1	
Sensor – Knock Control	CKS101	1	
Sensor – Throttle Position	CTPS131	1	
Switch – Oil Pressure Warning Light	CPS38	1	
Statesman WK S/charged			
5/03-7/04 V6 Cyl 3.8L VS-L67 OHV 12V MPFi RWD			
Ignition – Coil – Standard	CC208	3	
Ignition – Module	CM414	1	
Sensor – Camshaft	CSCA81	1	
Sensor – Crankshaft	CSCA04	1	
Sensor – Knock Control	CKS101	1	
Sensor – Throttle Position	CTPS131	1	
Switch – Oil Pressure Warning Light	CPS38	1	

APPLICATION GUIDE



Holden	Part No	Qty	Notes
Statesman WK 5/03-7/04 V8 Cyl 5.7L GEN III OHV 16V MPFi RWD			
Ignition – Coil and Igniter	CC354	8	
Sensor – Camshaft	CSCA112	1	
Sensor – Coolant Temperature	CCS31	1	
Sensor – Crankshaft	CSCA45	1	
Sensor – Exhaust Oxygen	COS744	2	Direct Fit 4 Wire
Sensor – Exhaust Oxygen – Universal	COS724	2	Universal 4 Wire
Sensor – MAP	CMS210	1	
Sensor – Throttle Position	CTPS124	1	
Switch – Oil Pressure Warning Light	CPS38	1	
Statesman WL: WM 8/04-on V6 Cyl 3.6L Alloytec DOHC 24V ESPFI RWD			
Sensor – Camshaft	CSCA113	4	
Sensor – Crankshaft	CSCA131	1	
Sensor – Coolant Temperature	CCS41	1	
Sensor – Exhaust Oxygen – Universal	COS724	2	Universal 4 Wire
Statesman WL 8/04-7/06 V8 Cyl 5.7L GEN III OHV 16V MPFi RWD			
Ignition – Coil and Igniter	CC354	8	
Sensor – Camshaft	CSCA112	1	
Sensor – Coolant Temperature	CCS31	1	
Sensor – Crankshaft	CSCA45	1	
Sensor – MAP	CMS210	1	
Statesman WL: WM 2/06-on V8 Cyl 6.0L L76 OHV 16V MPFi RWD			
Sensor – Coolant Temperature	CCS31	1	
Sensor – MAP	CMS210	1	
Suburban 1500 K8 2/98-1/01 V8 Cyl 5.7L L31 OHV 16V MPFi 4WD			
Sensor – Air Temperature – Inlet	CAT006	1	
Sensor – Coolant Temperature	CCS31	1	
Sensor – Exhaust Oxygen	COS744	1	Direct Fit 4 Wire: Before Catalyst
Sensor – Exhaust Oxygen – Universal	COS724	2	Universal 4 Wire: Before and After Catalyst
Sensor – Throttle Position	CTPS124	1	
Suburban 2500 K8 Turbo Diesel 2/98-1/01 V8 Cyl 6.5L FCWG OHV 16V Di 4WD			
Sensor – Throttle Position	CTPS124	1	
Sunbird LX: UC 8/77-12/78 4 Cyl 1.9L OPEL OHV Carb. RWD			
Ignition – Coil – Standard	CIC32R	1	
Ignition – Coil – Heavy Duty Oil Filled Type	C80R	1	
Ignition – Coil – Heavy Duty Epoxy Type	CC254	1	
Ignition – Distributor Cap	BH86	1	Bosch Points Distributor
Ignition – Distributor Points / Contact Set	S11V	1	Bosch Points Distributor
Ignition – Distributor Rotor	BH89	1	Bosch Points Distributor
Sensor – Temperature Gauge	CTS125	1	
Switch – Oil Pressure Warning Light	CPS21	1	

APPLICATION GUIDE



Holden	Part No	Qty	Notes
Sunbird UC			
9/78-12/80 4 Cyl 1.9L Starfire OHV 8V Carb. RWD			
Ignition – Coil – Standard	CIC32R	1	
Ignition – Coil – Heavy Duty Oil Filled Type	C80R	1	
Ignition – Coil – Heavy Duty Epoxy Type	CC254	1	
Ignition – Distributor Cap	BH90	1	Bosch Points Distributor
Ignition – Distributor Condenser	BC70	1	Bosch Points Distributor
Ignition – Distributor Points / Contact Set	S11V	1	Bosch Points Distributor
Ignition – Distributor Rotor	DR463	1	Bosch Points Distributor
Switch – Oil Pressure Warning Light	CPS30	1	
Tigra XC			
9/05-9/07 4 Cyl 1.8L Z18XE DOHC 16V MPFi FWD			
Ignition – Coil and Igniter	CC356	1	
Sensor – Air Flow / MAF	CAF005	1	
Sensor – Camshaft	CSCA83	1	
Sensor – Crankshaft	CSCA23	1	
Sensor – Exhaust Oxygen	COS883	1	Universal 4 Wire: Front Eng Pipe
Sensor – Exhaust Oxygen	COS884	1	Direct Fit 4 Wire: In Catalyst
Sensor – Exhaust Oxygen – Universal	COS724	2	Universal 4 Wire: Front Eng Pipe and Catalyst
Sensor – Knock Control	CKS114	1	
Switch – Oil Pressure Warning Light	CPS48	1	
Switch – Reverse Light	CRS102	1	5 Speed Manual
Torana HB: LC			
5/67-2/72 4 Cyl 1.2L OHV 8V Carb. RWD			
Ignition – Coil – Standard	CIC32R	1	
Ignition – Coil – Heavy Duty Oil Filled Type	C80R	1	
Ignition – Coil – Heavy Duty Epoxy Type	CC254	1	
Ignition – Distributor Cap	DR101	1	Delco Points Distributor
Ignition – Distributor Condenser	UC11E	1	Delco Points Distributor
Ignition – Distributor Points / Contact Set	S52	1	Denso Points Distributor
Ignition – Distributor Rotor	RE85	1	Delco Points Distributor
Sensor – Temperature Gauge	CTS125	1	
Switch – Oil Pressure Warning Light	CPS34	1	
Torana LC: LJ: LH: LX: UC Incl. GTR-XU1			
11/69-12/79 6 Cyl 138ci: 161ci: 173ci: 186ci: 202ci OHV 12V Carb. RWD			
Ignition – Coil – Standard	CIC32R	1	
Ignition – Coil – Heavy Duty Oil Filled Type	C80R	1	
Ignition – Coil – Heavy Duty Epoxy Type	CC254	1	
Ignition – Distributor Cap	BH82	1	Bosch Points Distributor
Ignition – Distributor Condenser	BC70	1	Bosch Points Distributor
Ignition – Distributor Condenser	LC103	1	Lucas Points Distributor: To 2/1978
Ignition – Distributor Points / Contact Set	S11V	1	Bosch Points Distributor
Ignition – Distributor Points / Contact Set	L19V	1	Lucas Points Distributor: To 2/1978
Ignition – Distributor Rotor	BH79	1	Bosch Points Distributor
Ignition – Distributor Rotor	BD256	1	Lucas Points Distributor: To 2/1978
Sensor – Temperature Gauge	CTS123	1	To LJ: To 3/1974
Sensor – Temperature Gauge	CTS125	1	From LH: From 3/1974
Switch – Coolant Temperature Warning Light	CTS124	1	
Switch – Oil Pressure Warning Light	CPS30	1	
Torana LC			
6/71-1/72 4 Cyl 1.6L OHV 8V Carb. RWD			
Ignition – Coil – Standard	CIC32R	1	
Ignition – Coil – Heavy Duty Oil Filled Type	C80R	1	
Ignition – Coil – Heavy Duty Epoxy Type	CC254	1	
Ignition – Distributor Condenser	UC11E	1	Delco Points Distributor
Ignition – Distributor Points / Contact Set	S50	1	Delco Points Distributor
Switch – Coolant Temperature Warning Light	CTS124	1	
Switch – Oil Pressure Warning Light	CPS34	1	

APPLICATION GUIDE



Holden	Part No	Qty	Notes
Torana LJ 2/72-12/73 4 Cyl 1.2L OHV 8V Carb. RWD			
Ignition – Coil – Standard	CIC32R	1	
Ignition – Coil – Heavy Duty Oil Filled Type	C80R	1	
Ignition – Coil – Heavy Duty Epoxy Type	CC254	1	
Sensor – Temperature Gauge	CTS125	1	
Switch – Oil Pressure Warning Light	CPS34	1	
Torana LJ: TA 2/72-3/75 4 Cyl 1.3L OHV 8V Carb. RWD			
Ignition – Coil – Standard	CIC32R	1	
Ignition – Coil – Heavy Duty Oil Filled Type	C80R	1	
Ignition – Coil – Heavy Duty Epoxy Type	CC254	1	
Ignition – Distributor Cap	DR101	1	Delco Points Distributor
Ignition – Distributor Condenser	UC11E	1	Delco Points Distributor
Ignition – Distributor Points / Contact Set	S52	1	Delco Points Distributor
Ignition – Distributor Rotor	RE85	1	Delco Points Distributor
Torana LJ: TA 2/72-3/75 4 Cyl 1.8L SOHC 8V Carb. RWD			
Ignition – Coil – Standard	CIC32R	1	
Ignition – Coil – Heavy Duty Oil Filled Type	C80R	1	
Ignition – Coil – Heavy Duty Epoxy Type	CC254	1	
Ignition – Distributor Condenser	UC11E	1	Delco Points Distributor
Ignition – Distributor Points / Contact Set	S50	1	Delco Points Distributor
Switch – Coolant Temperature Warning Light	CTS124	1	
Switch – Oil Pressure Warning Light	CPS34	1	
Torana LH 3/74-2/76 4 Cyl 1.9L OPEL SOHC 8V Carb. RWD			
Ignition – Coil – Standard	CIC32R	1	
Ignition – Coil – Heavy Duty Oil Filled Type	C80R	1	
Ignition – Coil – Heavy Duty Epoxy Type	CC254	1	
Ignition – Distributor Points / Contact Set	S63	1	Delco Points Distributor
Sensor – Temperature Gauge	CTS125	1	
Switch – Oil Pressure Warning Light	CPS21	1	
Torana LH: LX 3/74-2/78 V8 Cyl 253ci: 308ci OHV 16V Carb. RWD			
Ignition – Coil – Standard	CIC32R	1	
Ignition – Coil – Heavy Duty Oil Filled Type	C80R	1	
Ignition – Coil – Heavy Duty Epoxy Type	CC254	1	
Ignition – Distributor Cap	BH84	1	Bosch Points Distributor
Ignition – Distributor Condenser	BC70	1	Bosch Points Distributor
Ignition – Distributor Points / Contact Set	S11V	1	Bosch Points Distributor
Ignition – Distributor Rotor	BH87	1	Bosch Points Distributor
Sensor – Temperature Gauge	CTS123	1	
Switch – Coolant Temperature Warning Light	CTS124	1	
Switch – Oil Pressure Warning Light	CPS30	1	
Torana LX 3/76-12/76 4 Cyl 1.9L OPEL Carb. RWD			
Ignition – Coil – Standard	CIC32R	1	
Ignition – Coil – Heavy Duty Oil Filled Type	C80R	1	
Ignition – Coil – Heavy Duty Epoxy Type	CC254	1	
Ignition – Distributor Cap	BH86	1	Bosch Points Distributor
Ignition – Distributor Points / Contact Set	S11V	1	Bosch Points Distributor
Ignition – Distributor Points / Contact Set	S63	1	Delco Points Distributor
Ignition – Distributor Rotor	BH89	1	Bosch Points Distributor
Sensor – Temperature Gauge	CTS125	1	
Switch – Oil Pressure Warning Light	CPS21	1	

APPLICATION GUIDE



Holden	Part No	Qty	Notes
Vectra JR: JS: JS Series II			
6/97-11/00 4 Cyl 2.0L C20SE DOHC 16V MPFi FWD			
Ignition – Coil – Standard	CC270	1	
Sensor – Air Flow / MAF	CAF004	1	
Sensor – Camshaft	CSCA82	1	
Sensor – Coolant Temperature	CCS48	1	To Vin V5999999
Sensor – Crankshaft	CSCA21	1	
Sensor – Temperature Gauge	CTS127	1	
Sensor – Throttle Position	CTPS100	1	
Switch – Brake Light	CSL64	1	2 Terminal: To Vin XL396308
Switch – Brake Light	CSL73	1	4 Terminal: With Cruise Control
Switch – Oil Pressure Warning Light	CPS48	1	
Switch – Radiator Fan	CFS79	1	
Switch – Reverse Light	CRS102	1	
Vectra JR: JS: JS Series II			
6/97-11/00 V6 Cyl 2.5L X25XE DOHC 24V MPFi FWD			
Ignition – Coil – Standard	CC360	1	With Oval Shape Connector
Ignition – Coil – Standard	CC359	1	With Rectangle Shape Connector
Sensor – Air Flow / MAF	CAF014	1	To Vin V5999999
Sensor – Air Flow / MAF	CAF022	1	From Vin W5000001
Sensor – Air Temperature – Inlet	CAT021	1	To Vin V5999999
Sensor – Camshaft	CSCA114	1	
Sensor – Coolant Temperature	CCS41	1	
Sensor – Crankshaft	CSCA19	1	
Sensor – Exhaust Oxygen	COS898	1	Direct Fit 3 Wire: Front: To Vin V5141892
Sensor – Exhaust Oxygen	COS755	1	Direct Fit 3 Wire: Front: From Vin V5141893
Sensor – Exhaust Oxygen	COS918	1	Direct Fit 3 Wire: Rear: To Vin V5141892
Sensor – Exhaust Oxygen	COS755	1	Direct Fit 3 Wire: Rear: From Vin V5141893
Sensor – Exhaust Oxygen – Universal	COS721	2	Universal 3 Wire: Front and Rear
Sensor – Temperature Gauge	CTS134	1	
Sensor – Throttle Position	CTPS108	1	From Vin W5000001
Switch – Brake Light	CSL64	1	2 Terminal: To Vin XL396308
Switch – Brake Light	CSL73	1	4 Terminal: With Cruise Control
Switch – Oil Pressure Warning Light	CPS48	1	
Switch – Radiator Fan	CFS80	1	
Vectra JS: JS Series II			
8/98-12/02 4 Cyl 2.2L C22SEL DOHC 16V MPFi FWD			
Ignition – Coil – Standard	CC270	1	
Sensor – Air Flow / MAF	CAF004	1	
Sensor – Camshaft	CSCA82	1	
Sensor – Crankshaft	CSCA21	1	
Sensor – Temperature Gauge	CTS127	1	
Sensor – Throttle Position	CTPS100	1	
Switch – Brake Light	CSL64	1	2 Terminal
Switch – Brake Light	CSL73	1	4 Terminal: With Cruise Control
Switch – Oil Pressure Warning Light	CPS48	1	
Switch – Radiator Fan	CFS49	1	Code XY
Switch – Radiator Fan	CFS79	1	Code XP (brown)

APPLICATION GUIDE



Holden	Part No	Qty	Notes
Vectra JS Series II 11/00-12/02 V6 Cyl 2.6L Y26SE DOHC 24V MPFI FWD			
Sensor – Camshaft	CSCA172	1	Direct Fit 4 Wire Direct Fit 4 Wire Universal 4 Wire
Sensor – Coolant Temperature	CCS41	1	
Sensor – Exhaust Oxygen	COS883	1	
Sensor – Exhaust Oxygen	COS884	1	
Sensor – Exhaust Oxygen – Universal	COS724	1	
Sensor – Temperature Gauge	CTS134	1	
Switch – Oil Pressure Warning Light	CPS48	1	
Vectra ZC 3/03-12/06 4 Cyl 2.2L Z22SE DOHC 16V ESPFI FWD			
Ignition – Coil and Igniter	CC358	1	Universal 4 Wire
Sensor – Air Temperature – Ambient	CAT019	1	
Sensor – Coolant Temperature	CCS31	1	
Sensor – Crankshaft	CSCA130	1	
Sensor – Exhaust Oxygen – Universal	COS724	1	
Sensor – MAP	CMS210	1	
Switch – Oil Pressure Warning Light	CPS48	1	
Vectra ZC 3/03-12/06 V6 Cyl 3.2L Z32SE DOHC 24V ESPFI FWD			
Sensor – Air Temperature – Ambient	CAT019	1	Direct Fit 4 Wire Universal 4 Wire
Sensor – Camshaft	CSCA172	1	
Sensor – Coolant Temperature	CCS41	1	
Sensor – Exhaust Oxygen	COS883	1	
Sensor – Exhaust Oxygen – Universal	COS724	1	
Switch – Oil Pressure Warning Light	CPS48	1	
Viva JF 9/05-on 4 Cyl 1.8L F18D DOHC 16V ESPFI FWD			
Sensor – Crankshaft	CSCA178	1	Direct Fit 4 Wire Universal 4 Wire
Sensor – Exhaust Oxygen	COS904	1	
Sensor – Exhaust Oxygen – Universal	COS724	1	
Sensor – Knock Control	CKS113	1	
Zafira TT 6/01-5/06 4 Cyl 2.2L Z22SE DOHC 16V MPFI FWD			
Sensor – Air Temperature – Inlet	CAT006	1	Universal 4 Wire: Front and Rear 4 Terminal: With Cruise Control
Sensor – Coolant Temperature	CCS31	1	
Sensor – Crankshaft	CSCA130	1	
Sensor – Exhaust Oxygen – Universal	COS724	2	
Switch – Brake Light	CSL65	1	
Holden HDT			
Commodore VL SS Group A 11/86-12/87 V8 Cyl 5.0L OHV 16V Carb. RWD			
Ignition – Coil – Standard	CC200	1	
Ignition – Distributor Cap	BH112	1	
Ignition – Distributor Rotor	BH103	1	
Ignition – Module	CM418	1	
Ignition – Pickup / Trigger	CIT116	1	

APPLICATION GUIDE



Holden HSV	Part No	Qty	Notes
Astra LD SV1800 Stage 1: Stage 2 9/88-8/89 4 Cyl 1.8L 18LE SOHC EFI FWD			
Ignition – Coil – Standard	CC207	1	
Ignition – Distributor Cap	DR114	1	Delco Electronic Distributor
Ignition – Distributor Rotor	DR73	1	Delco Electronic Distributor
Ignition – Module	CM415	1	Delco Electronic Distributor
Ignition – Pickup / Trigger	CIT100	1	Delco Electronic Distributor
Sensor – Air Temperature – Inlet	CAT009	1	
Sensor – Coolant Temperature	CCS26	1	
Sensor – Exhaust Oxygen	COS732	1	Direct Fit 1 Wire
Sensor – Exhaust Oxygen – Universal	COS720	1	Universal 1 Wire
Sensor – MAP	CMS206	1	
Sensor – Temperature Gauge	CTS127	1	
Sensor – Throttle Position	CTPS131	1	
Switch – Brake Light	CSL43	1	
Switch – Oil Pressure Warning Light	CPS57	1	
Switch – Radiator Fan	CFS28	1	
Valve – Idle Speed Control	CIA008	1	
Avalanche VY Series II 10/03-4/06 V8 Cyl 5.7L LS1 OHV 16V MPFI AWD			
Ignition – Coil and Igniter	CC354	8	
Sensor – Air Temperature – Inlet	CAT006	1	
Sensor – Camshaft	CSCA112	1	
Sensor – Coolant Temperature	CCS31	1	
Sensor – Exhaust Oxygen	COS744	1	Direct Fit 4 Wire
Sensor – Exhaust Oxygen – Universal	COS724	1	Universal 4 Wire
Sensor – MAP	CMS210	1	
Sensor – Throttle Position	CTPS124	1	
Switch – Oil Pressure Warning Light	CPS38	1	
Calais VL SV88 5/88-11/88 V8 Cyl 5.0L OHV 16V Carb. RWD			
Ignition – Coil – Standard	CC200	1	
Ignition – Distributor Cap	BH112	1	Bosch Electronic Distributor
Ignition – Distributor Rotor	BH103	1	Bosch Electronic Distributor
Ignition – Module	CM418	1	Bosch Electronic Distributor
Ignition – Pickup / Trigger	CIT116	1	Bosch Electronic Distributor
Sensor – Temperature Gauge	CTS152	1	
Switch – Brake Light	CSL41	1	Without Cruise Control
Switch – Oil Pressure Warning Light	CPS30	1	
Switch – Reverse Light	CRS100	1	4 Speed Transmission
Caprice VS: VS Series II 215i 4/95-6/99 V8 Cyl 5.7L VU OHV 16V MPFI RWD			
Ignition – Distributor Cap	BH84	1	
Ignition – Distributor Rotor	BH231	1	
Sensor – Air Temperature – Inlet	CAT009	1	
Sensor – Coolant Temperature	CCS26	1	
Sensor – Exhaust Oxygen	COS750	1	Direct Fit 2 Wire
Sensor – Exhaust Oxygen – Universal	COS723	1	Universal 2 Wire
Sensor – Knock Control	CKS101	1	
Sensor – MAP	CMS206	1	
Sensor – Temperature Gauge	CTS152	1	
Sensor – Throttle Position	CTPS132	1	
Switch – Brake Light	CSL41	1	Without Cruise Control
Switch – Oil Pressure Warning Light	CPS38	1	
Valve – Idle Speed Control	CIA008	1	

APPLICATION GUIDE



Holden HSV	Part No	Qty	Notes
Clubsport VP Series II: VR 5/93-4/95 V8 Cyl 5.0L OHV 16V MPFi RWD			
Ignition – Coil – Standard	CC200	1	Oil Filled
Ignition – Distributor Cap	BH84	1	
Ignition – Distributor Rotor	BH231	1	
Sensor – Temperature Gauge	CTS127	1	
Clubsport VS: VS Series II 4/95-8/97 V8 Cyl 5.0L OHV 16V MPFi RWD			
Ignition – Distributor Cap	BH84	1	
Ignition – Distributor Rotor	BH231	1	
Sensor – Air Temperature – Inlet	CAT009	1	
Clubsport VT Series II 7/99-10/00 V8 Cyl 5.7L GENIII OHV 16V MPFi RWD			
Ignition – Coil and Igniter	CC354	8	Direct Fit 4 Wire Universal 4 Wire
Sensor – Air Temperature – Inlet	CAT006	1	
Sensor – Camshaft	CSCA112	1	
Sensor – Coolant Temperature	CCS31	1	
Sensor – Crankshaft	CSCA45	1	
Sensor – Exhaust Oxygen	COS744	2	
Sensor – Exhaust Oxygen – Universal	COS724	2	
Sensor – MAP	CMS210	1	
Sensor – Throttle Position	CTPS124	1	
Clubsport VX: VX Series II: VY: VY Series II 9/00-9/04 V8 Cyl 5.7L GENIII OHV 16V MPFi RWD			
Ignition – Coil and Igniter	CC354	8	
Sensor – Air Temperature – Inlet	CAT006	1	
Commodore VL SS Grp A Walkinshaw 3/88-3/89 V8 Cyl 5.0L VP OHV 16V MPFi RWD			
Ignition – Coil – Standard	CC200	1	Bosch Electronic Distributor Bosch Electronic Distributor Bosch Electronic Distributor Bosch Electronic Distributor Without Cruise Control 4 Speed Transmission
Ignition – Distributor Cap	BH112	1	
Ignition – Distributor Rotor	BH103	1	
Ignition – Module	CM418	1	
Ignition – Pickup / Trigger	CIT116	1	
Sensor – Temperature Gauge	CTS152	1	
Switch – Brake Light	CSL41	1	
Switch – Oil Pressure Warning Light	CPS30	1	
Switch – Reverse Light	CRS100	1	
Commodore VN: VN Series II: VP: VP Series II 10/88-6/93 V6 Cyl 3.8L OHV 12V MPFi RWD			
Ignition – Coil – Standard	CC206	1	To 11/1990
Ignition – Coil – Standard	CC208	3	From 11/1990
Ignition – Coil & Module Kit	CCMLK	1	With Ignition Leads
Ignition – Coil & Module Kit	CCMK	1	Without Ignition Leads
Ignition – Module	CM407	1	To 11/1990
Ignition – Module	CM414	1	From 11/1990
Commodore VN 3/89-7/91 V8 Cyl 5.0L OHV 16V MPFi RWD			
Ignition – Coil – Standard	CC200	1	Oil Filled
Ignition – Distributor Cap	BH84	1	
Ignition – Distributor Rotor	BH231	1	
Sensor – Air Temperature – Inlet	CAT009	1	
Sensor – Coolant Temperature	CCS26	1	
Sensor – Temperature Gauge	CTS152	1	
Switch – Brake Light	CSL41	1	
Switch – Oil Pressure Warning Light	CPS38	1	

APPLICATION GUIDE



Holden HSV	Part No	Qty	Notes
Grange VS Series II			
10/96-12/98 V8 Cyl 5.0L: 5.7L Holden OHV 16V MPFi RWD			
Ignition – Distributor Cap	BH84	1	
Ignition – Distributor Rotor	BH231	1	
Sensor – Air Temperature – Inlet	CAT009	1	
Sensor – Coolant Temperature	CCS26	1	
Sensor – Exhaust Oxygen	COS750	1	Direct Fit 2 Wire
Sensor – Exhaust Oxygen – Universal	COS723	1	Universal 2 Wire
Sensor – Knock Control	CKS101	1	
Sensor – MAP	CMS206	1	
Sensor – Temperature Gauge	CTS152	1	
Sensor – Throttle Position	CTPS132	1	
Switch – Brake Light	CSL41	1	Without Cruise Control
Switch – Oil Pressure Warning Light	CPS38	1	
Valve – Idle Speed Control	CIA008	1	
GTS VP: VS: VS Series II: VT			
8/92-6/99 V8 Cyl 5.0L: 5.7L Holden OHV 16V MPFi RWD			
Ignition – Distributor Cap	BH84	1	
Ignition – Distributor Rotor	BH231	1	
Sensor – Air Temperature – Inlet	CAT009	1	
Sensor – Coolant Temperature	CCS26	1	
Sensor – Exhaust Oxygen	COS750	1	Direct Fit 2 Wire
Sensor – Exhaust Oxygen – Universal	COS723	1	Universal 2 Wire
Sensor – Knock Control	CKS101	1	
Sensor – MAP	CMS206	1	
Sensor – Temperature Gauge	CTS152	1	
Sensor – Throttle Position	CTPS132	1	
Switch – Brake Light	CSL41	1	Without Cruise Control
Switch – Oil Pressure Warning Light	CPS38	1	
Valve – Idle Speed Control	CIA008	1	
GTS VT Series II: VX: VY: VY Series II			
4/00-9/04 V8 Cyl 5.7L GENIII OHV 16V MPFi RWD			
Ignition – Coil and Igniter	CC354	8	
Sensor – Air Temperature – Inlet	CAT006	1	
Sensor – Camshaft	CSCA112	1	
Sensor – Coolant Temperature	CCS31	1	
Sensor – Crankshaft	CSCA45	1	
Sensor – Exhaust Oxygen	COS744	2	Direct Fit 4 Wire
Sensor – Exhaust Oxygen – Universal	COS724	2	Universal 4 Wire
Sensor – MAP	CMS210	1	
Sensor – Throttle Position	CTPS124	1	
Maloo VG: VP: VR: VS: VS Series II: VS Series III			
10/90-10/00 V8 Cyl 5.0L OHV 16V MPFi RWD			
Ignition – Coil – Standard	CC200	1	Oil Filled: To 3/1995
Ignition – Distributor Cap	BH84	1	
Ignition – Distributor Rotor	BH231	1	
Sensor – Air Temperature – Inlet	CAT009	1	
Sensor – Coolant Temperature	CCS26	1	
Sensor – Temperature Gauge	CTS152	1	
Switch – Brake Light	CSL41	1	Without Cruise Control
Switch – Oil Pressure Warning Light	CPS38	1	

APPLICATION GUIDE



Holden HSV	Part No	Qty	Notes
Maloo VY: VY Series II Incl R8 10/02-9/04 V8 Cyl 5.7L LS1 OHV 16V MPFI RWD			
Ignition – Coil and Igniter	CC354	8	
Sensor – Air Temperature – Inlet	CAT006	1	
Sensor – Camshaft	CSCA112	1	
Sensor – Coolant Temperature	CCS31	1	
Sensor – Exhaust Oxygen	COS744	1	Direct Fit 4 Wire
Sensor – Exhaust Oxygen – Universal	COS724	1	Universal 4 Wire
Sensor – MAP	CMS210	1	
Sensor – Throttle Position	CTPS124	1	
Switch – Oil Pressure Warning Light	CPS38	1	
Manta VS: VS Series II 4/95-8/97 V8 Cyl 5.0L VU OHV 16V MPFI RWD			
Ignition – Distributor Cap	BH84	1	
Ignition – Distributor Rotor	BH231	1	
Sensor – Air Temperature – Inlet	CAT009	1	
Senator VP: VR 3/92-4/95 V8 Cyl 5.0L OHV 16V MPFI RWD			
Ignition – Coil – Standard	CC200	1	
Ignition – Distributor Cap	BH84	1	
Ignition – Distributor Rotor	BH231	1	
Sensor – Temperature Gauge	CTS127	1	
Senator VS: VS Series II: VT 4/95-6/99 V8 Cyl 5.0L: 5.7L Holden OHV 16V MPFI RWD			
Ignition – Distributor Cap	BH84	1	
Ignition – Distributor Rotor	BH231	1	
Sensor – Air Temperature – Inlet	CAT009	1	To 8/1997
Sensor – Air Temperature – Inlet	CAT002	1	From 9/1997
Sensor – Coolant Temperature	CCS26	1	
Sensor – Exhaust Oxygen	COS750	1	Direct Fit 2 Wire
Sensor – Exhaust Oxygen – Universal	COS723	1	Universal 2 Wire
Sensor – Knock Control	CKS101	1	
Sensor – MAP	CMS206	1	
Sensor – Temperature Gauge	CTS152	1	
Sensor – Throttle Position	CTPS132	1	
Switch – Brake Light	CSL41	1	
Switch – Oil Pressure Warning Light	CPS38	1	Without Cruise Control
Valve – Idle Speed Control	CIA008	1	
Senator VT Series II: VX: VX Series II: VY: VY Series II 7/99-9/04 V8 Cyl 5.7L LS1 OHV 16V MPFI RWD			
Ignition – Coil and Igniter	CC354	8	
Sensor – Air Temperature – Inlet	CAT006	1	
Sensor – Camshaft	CSCA112	1	
Sensor – Coolant Temperature	CCS31	1	
Sensor – Exhaust Oxygen	COS744	1	Direct Fit 4 Wire
Sensor – Exhaust Oxygen – Universal	COS724	1	Universal 4 Wire
Sensor – MAP	CMS210	1	
Sensor – Throttle Position	CTPS124	1	
Switch – Oil Pressure Warning Light	CPS38	1	

APPLICATION GUIDE



Holden HSV	Part No	Qty	Notes
Statesman VQ: VQ Series II: VR: VS: VS Series II			
4/91-9/96 V8 Cyl 5.0L: 5.7L Holden OHV 16V MPFi RWD			
Ignition – Coil – Standard	CC200	1	To 4/1993
Ignition – Distributor Cap	BH84	1	
Ignition – Distributor Rotor	BH231	1	
Sensor – Air Temperature – Inlet	CAT009	1	To 8/1997
Sensor – Air Temperature – Inlet	CAT002	1	From 9/1997
Sensor – Coolant Temperature	CCS26	1	
Sensor – Exhaust Oxygen	COS750	1	Direct Fit 2 Wire
Sensor – Exhaust Oxygen – Universal	COS723	1	Universal 2 Wire
Sensor – Knock Control	CKS101	1	
Sensor – MAP	CMS206	1	
Sensor – Temperature Gauge	CTS152	1	
Sensor – Throttle Position	CTPS132	1	
Switch – Brake Light	CSL41	1	Without Cruise Control
Switch – Oil Pressure Warning Light	CPS38	1	
Valve – Idle Speed Control	CIA008	1	
XU6 VT: VT Series II S/charged			
3/98-10/02 V6 Cyl 3.8L VH OHV 12V MPFi RWD			
Ignition – Coil – Standard	CC208	3	
Ignition – Module	CM414	1	
Sensor – Air Temperature – Inlet	CAT002	1	
Sensor – Camshaft	CSCA81	1	
Sensor – Coolant Temperature	CTS147	1	
Sensor – Crankshaft	CSCA04	1	
Sensor – Exhaust Oxygen	COS744	1	Direct Fit 4 Wire
Sensor – Exhaust Oxygen – Universal	COS724	1	Universal 4 Wire
Sensor – Knock Control	CKS101	1	
Sensor – Temperature Gauge	CTS152	1	
Sensor – Throttle Position	CTPS131	1	
Switch – Brake Light	CSL41	1	Without Cruise Control
Switch – Oil Pressure Warning Light	CPS38	1	
Valve – Idle Speed Control	CIA008	1	
XU8 VT			
1/99-6/99 V8 Cyl 5.0L VN OHV 16V MPFi RWD			
Ignition – Distributor Cap	BH84	1	
Ignition – Distributor Rotor	BH231	1	
Sensor – Air Temperature – Inlet	CAT002	1	
Sensor – Coolant Temperature	CCS26	1	
Sensor – Exhaust Oxygen	COS750	1	Direct Fit 2 Wire
Sensor – Exhaust Oxygen – Universal	COS723	1	Universal 2 Wire
Sensor – Knock Control	CKS101	1	
Sensor – MAP	CMS206	1	
Sensor – Temperature Gauge	CTS152	1	
Sensor – Throttle Position	CTPS132	1	
Switch – Brake Light	CSL41	1	Without Cruise Control
Switch – Oil Pressure Warning Light	CPS38	1	
Valve – Idle Speed Control	CIA008	1	

APPLICATION GUIDE



Honda	Part No	Qty	Notes
Accord SJ 3/77-12/78 4 Cyl 1.6L EG SOHC 8V Carb. FWD			
Ignition – Coil – Standard	CIC32R	1	
Ignition – Coil – Heavy Duty Oil Filled Type	C80R	1	
Ignition – Coil – Heavy Duty Epoxy Type	CC254	1	
Ignition – Distributor Cap	JP544	1	Hitachi Points Distributor
Ignition – Distributor Condenser	MC418	1	Hitachi Points Distributor
Ignition – Distributor Points / Contact Set	S219VU	1	Hitachi Points Distributor
Ignition – Distributor Rotor	JR535	1	Hitachi Points Distributor
Sensor – Temperature Gauge	CTS112	1	
Switch – Oil Pressure Warning Light	CPS24	1	
Switch – Radiator Fan	CFS12	1	
Accord SY: SZ 1/82-12/83 4 Cyl 1.6L EL SOHC 8V Carb. FWD			
Ignition – Distributor Cap	JP562	1	TEC Distributor: To Engine L1800000
Ignition – Distributor Cap	JP630	1	Hitachi Electronic Distributor: To 1982
Ignition – Distributor Cap	JP562	1	Hitachi Electronic Distributor: From 1982
Ignition – Distributor Rotor	DR782	1	TEC Distributor: To Engine L1800000
Ignition – Distributor Rotor	JR513	1	Hitachi Electronic Distributor: To 1982
Ignition – Distributor Rotor	JR517	1	Hitachi Electronic Distributor: From 1982
Ignition – Module	CM401	1	
Sensor – Temperature Gauge	CTS112	1	
Switch – Oil Pressure Warning Light	CPS24	1	
Switch – Radiator Fan	CFS12	1	
Accord AD 1/84-12/85 4 Cyl 1.8L ET SOHC 8V Carb. FWD			
Ignition – Distributor Cap	JP660	1	Hitachi Electronic Distributor
Ignition – Distributor Rotor	JR517	1	Hitachi Electronic Distributor
Ignition – Module & Pickup / Trigger	CM417	1	Hitachi Distributor
Ignition – Module	CM400	1	TEC Distributor
Sensor – Temperature Gauge	CTS115	1	
Switch – Oil Pressure Warning Light	CPS22	1	
Switch – Radiator Fan	CFS12	1	
Accord EP: MT: EQ: AT (NZ Market) 1984-86 4 Cyl 1.6L EZ SOHC			
Ignition – Distributor Cap	JP630	1	Hitachi Electronic Distributor
Ignition – Distributor Rotor	DR782	1	Hitachi Electronic Distributor
Accord AC: AD (NZ Market) 1984-86 4 Cyl 1.8L ET SOHC 12V			
Ignition – Coil – Standard	CC224	1	
Ignition – Distributor Cap	JP660	1	Hitachi Electronic Distributor
Ignition – Distributor Rotor	DR782	1	Hitachi Electronic Distributor
Accord CA2 (NZ Market) 1985-89 4 Cyl 1.8L B18A1 DOHC 2xCarb.			
Ignition – Distributor Cap	JP660	1	Hitachi Electronic Distributor
Ignition – Distributor Rotor	DR782	1	Hitachi Electronic Distributor
Accord CA3 Carb. (NZ Market) 1985-89 4 Cyl 2.0L B20A DOHC 16V Carb.			
Ignition – Coil – Standard	CC224	1	
Ignition – Distributor Cap	JP660	1	Hitachi Electronic Distributor
Ignition – Distributor Rotor	DR782	1	Hitachi Electronic Distributor

APPLICATION GUIDE



Honda	Part No	Qty	Notes
Accord CA3 EFi (NZ Market) 1985-89 4 Cyl 2.0L B20A DOHC 16V EFi			
Ignition – Coil – Standard	CC224	1	
Ignition – Distributor Cap	JP600	1	Hitachi Electronic Distributor
Ignition – Distributor Rotor	DR782	1	Hitachi Electronic Distributor
Accord CA1 (NZ Market) 1985-91 4 Cyl 1.8L A18A SOHC 12V Carb.			
Ignition – Coil – Standard	CC224	1	
Ignition – Distributor Cap	JP660	1	Hitachi Electronic Distributor
Ignition – Distributor Rotor	DR782	1	Hitachi Electronic Distributor
Accord CA5 1/86-5/89 4 Cyl 2.0L A20A2 SOHC 12V Carb. FWD			
Ignition – Coil – Standard	CC224	1	
Ignition – Distributor Cap	JP662	1	TEC Electronic Distributor: From 1988
Ignition – Distributor Rotor	DR782	1	TEC Electronic Distributor: From 1988
Ignition – Module	CM400	1	TEC Electronic Distributor
Sensor – Temperature gauge	CTS115	1	To Engine 2800000
Switch – Oil Pressure Warning Light	CPS22	1	
Accord CA5: CA6 (NZ Market) 1986-91 4 Cyl 2.0L A20A SOHC 12V			
Ignition – Coil – Standard	CC224	1	
Ignition – Distributor Cap	JP600	1	Hitachi Electronic Distributor
Ignition – Distributor Rotor	DR782	1	Hitachi Electronic Distributor
Accord CA5 1/87-12/89 4 Cyl 2.0L A20A4 SOHC 12V EFi FWD			
Ignition – Coil – Standard	CC224	1	
Ignition – Distributor Cap	JP662	1	TEC Electronic Distributor
Ignition – Distributor Rotor	DR782	1	TEC Electronic Distributor
Ignition – Module	CM400	1	NEC Distributor
Sensor – Coolant Temperature	CCS23	1	
Sensor – Exhaust Oxygen	COS745	1	Direct Fit 1 Wire
Sensor – Exhaust Oxygen – Universal	COS720	1	Universal 1 Wire
Sensor – Temperature Gauge	CTS115	1	
Switch – Oil Pressure Warning Light	CPS23	1	
Switch – Radiator Fan	CFS14	1	
Accord CB3 EXL-1: Si (NZ Market) 1989-92 4 Cyl 2.0L F20A DOHC 16V			
Ignition – Coil – Standard	CC225	1	Hitachi Electronic Distributor
Ignition – Distributor Cap	JP971	1	Hitachi Electronic Distributor
Ignition – Distributor Rotor	JR981	1	Hitachi Electronic Distributor
Accord CB3 EXL (NZ Market) 1989-92 4 Cyl 2.0L F20A DOHC 16V			
Ignition – Distributor Cap	JP968	1	Hitachi Electronic Distributor
Ignition – Distributor Rotor	JR992	1	Hitachi Electronic Distributor
Ignition – Module	CM429	1	Hitachi Electronic Distributor

APPLICATION GUIDE



Honda	Part No	Qty	Notes
Accord CB7: CB9 Incl. 4WS 11/89-6/94 4 Cyl 2.2L F22A5: F22A6: F22A9 SOHC 16V MPFI FWD			
Ignition – Coil – Standard	CC225	1	
Ignition – Distributor Cap	JP968	1	Hitachi Electronic Distributor: To 10/1990
Ignition – Distributor Rotor	JR992	1	Hitachi Electronic Distributor: To 10/1990
Ignition – Module	CM429	1	
Sensor – Air Temperature – Inlet	CAT015	1	To 12/1990
Sensor – Coolant Temperature	CCS22	1	
Sensor – Exhaust Oxygen	COS769	1	Direct Fit 4 Wire
Sensor – Exhaust Oxygen – Universal	COS724	1	Universal 4 Wire
Sensor – MAP	CMS219	1	
Sensor – Temperature Gauge	CTS114	1	
Switch – Brake Light	CSL54	1	With Cruise Control
Switch – Oil Pressure Warning Light	CPS22	1	
Switch – Radiator Fan	CFS57	1	
Accord CB1 (NZ Market) 1990-94 4 Cyl 1.8L F18A SOHC			
Ignition – Distributor Cap	JP971	1	Hitachi Electronic Distributor
Ignition – Distributor Rotor	JR981	1	Hitachi Electronic Distributor
Accord CB7: CB9 (NZ Market) 1991-94 4 Cyl 2.2L F22A SOHC 16V			
Ignition – Distributor Cap	JP968	1	Hitachi Electronic Distributor
Ignition – Distributor Rotor	JR995	1	Hitachi Electronic Distributor
Accord CB4 (NZ Market) 1992-94 4 Cyl 2.0L F20A SOHC			
Ignition – Distributor Cap	JP971	1	Hitachi Electronic Distributor
Ignition – Distributor Rotor	JR981	1	Hitachi Electronic Distributor
Accord CD4 (NZ Market) 1993-97 4 Cyl 2.0L F20B			
Ignition – Distributor Cap	JP968	1	Hitachi Electronic Distributor
Ignition – Distributor Rotor	JR995	1	Hitachi Electronic Distributor
Accord CD5: CY (NZ Market) 1993-97 4 Cyl 2.2L F22B SOHC 16V			
Ignition – Distributor Cap	JP968	1	
Accord CE1 (NZ Market) 1993-97 4 Cyl 2.2L F22B SOHC			
Ignition – Distributor Cap	JP968	1	Hitachi Electronic Distributor
Ignition – Distributor Rotor	JR995	1	Hitachi Electronic Distributor
Accord CD5: CE1 10/93-12/97 4 Cyl 2.2L F22B1 SOHC 16V EFI FWD			
Ignition – Coil – Standard	CC277	1	
Ignition – Distributor Cap	JP402	1	Hitachi Electronic Distributor
Sensor – Coolant Temperature	CCS22	1	
Sensor – Exhaust Oxygen	COS831	1	Direct Fit 4 Wire
Sensor – Exhaust Oxygen – Universal	COS724	1	Universal 4 Wire
Sensor – Temperature Gauge	CTS114	1	
Switch – Brake Light	CSL54	1	With Cruise Control
Switch – Oil Pressure Warning Light	CPS22	1	
Switch – Radiator Fan	CFS53	1	
Switch – Radiator Fan	CFS57	1	CE1: V-TEC
Accord CD5 4/96-12/97 4 Cyl 2.2L F22B3 SOHC 16V EFI FWD			
Ignition – Distributor Cap	JP968	1	Hitachi Electronic Distributor
Sensor – Exhaust Oxygen	COS831	1	Direct Fit 4 Wire
Sensor – Exhaust Oxygen – Universal	COS724	1	Universal 4 Wire

APPLICATION GUIDE



Honda	Part No	Qty	Notes
Accord CG5 12/97-4/99 4 Cyl 2.3L F23A1 SOHC 16V EFi FWD			
Ignition – Coil – Standard	CC277	1	Direct Fit 4 Wire Universal 4 Wire
Ignition – Distributor Cap	JP402	1	
Ignition – Distributor Rotor	JR402	1	
Sensor – Exhaust Oxygen	COS831	1	
Sensor – Exhaust Oxygen – Universal	COS724	1	
Accord CG1 12/97-5/03 V6 Cyl 3.0L J30A1 SOHC 24V EFi FWD			
Ignition – Distributor Rotor	JR403	1	Universal 4 Wire
Sensor – Coolant Temperature	CCS22	1	
Sensor – Exhaust Oxygen – Universal	COS724	1	
Sensor – Temperature Gauge	CTS114	1	
Switch – Radiator Fan	CFS62	1	
Ascot CB1: CB4 (NZ Market) 1989-95 4 Cyl 1.8:2.0L F18A: F20A			
Ignition – Distributor Cap	JP971	1	Hitachi Electronic Distributor
Ignition – Distributor Rotor	JR981	1	Hitachi Electronic Distributor
City VF 1/84-6/86 4 Cyl 1.2L ER SOHC 8V Carb. FWD			
Ignition – Distributor Rotor	DR782	1	TEC Electronic Distributor
Ignition – Module	CM400	1	
Sensor – Temperature Gauge	CTS115	1	
Switch – Oil Pressure Warning Light	CPS24	1	
Switch – Radiator Fan	CFS12	1	
City FA: FH: FC: FD (NZ Market) 1984-89 4 Cyl 1.2L ER1: ER4			
Ignition – Distributor Cap	JP630	1	Hitachi Electronic Distributor
Ignition – Distributor Rotor	DR782	1	Hitachi Electronic Distributor
City GA1 (NZ Market) 1987-89 4 Cyl 1.2L D12A			
Ignition – Distributor Cap	JP630	1	Hitachi Electronic Distributor
Ignition – Distributor Rotor	DR782	1	Hitachi Electronic Distributor
City GA2 (NZ Market) 1989-94 4 Cyl 1.3L D13C SOHC 16V			
Ignition – Distributor Cap	JP971	1	Hitachi Electronic Distributor
Ignition – Distributor Rotor	JR981	1	Hitachi Electronic Distributor
Civic SB 3/73-8/76 4 Cyl 1.2L EB1 SOHC 8V Carb. FWD			
Ignition – Coil – Standard	CIC32R	1	Hitachi Points Distributor: To 1975
Ignition – Coil – Heavy Duty Oil Filled Type	C80R	1	
Ignition – Coil – Heavy Duty Epoxy Type	CC254	1	
Ignition – Distributor Cap	JP520	1	
Ignition – Distributor Condenser	MC418	1	
Ignition – Distributor Points / Contact Set	S219VU	1	
Ignition – Distributor Rotor	JR517	1	
Sensor – Temperature Gauge	CTS112	1	
Switch – Oil Pressure Warning Light	CPS24	1	
Switch – Radiator Fan	CFS12	1	

APPLICATION GUIDE



Honda	Part No	Qty	Notes
Civic			
10/74-6/78 4 Cyl 1.5L EC SOHC 8V Carb. FWD			
Ignition – Coil – Standard	C1C32R	1	
Ignition – Coil – Heavy Duty Oil Filled Type	C80R	1	
Ignition – Coil – Heavy Duty Epoxy Type	CC254	1	
Ignition – Distributor Cap	JP544	1	Hitachi Points Distributor: From 1975
Ignition – Distributor Condenser	NC213	1	Hitachi Points Distributor: From 1975
Ignition – Distributor Points / Contact Set	S219VU	1	Hitachi Points Distributor: From 1975
Ignition – Distributor Rotor	JR535	1	Hitachi Points Distributor: From 1975
Sensor – Temperature Gauge	CTS112	1	
Switch – Oil Pressure Warning Light	CPS37	1	
Switch – Radiator Fan	CFS12	1	
Civic SL			
11/79-12/83 4 Cyl 1.3L EN1 SOHC 8V Carb. FWD			
Ignition – Distributor Cap	JP562	1	Hitachi Electronic Distributor
Ignition – Distributor Rotor	JR517	1	Hitachi Electronic Distributor
Ignition – Module	CM401	1	
Civic AN: AK: AH			
1/84-10/87 4 Cyl 1.5L EW2 SOHC 12V Carb. FWD			
Ignition – Distributor Cap	JP660	1	TEC Electronic Distributor
Ignition – Distributor Rotor	DR782	1	TEC Electronic Distributor
Ignition – Module	CM400	1	TEC Electronic Distributor
Sensor – Temperature Gauge	CTS115	1	
Switch – Oil Pressure Warning Light	CPS22	1	
Switch – Radiator Fan	CFS12	1	
Civic AG, AJ (NZ Market)			
1984-88 4 Cyl 1.3L EV SOHC 12V			
Ignition – Distributor Cap	JP660	1	Hitachi Electronic Distributor
Ignition – Distributor Rotor	DR782	1	Hitachi Electronic Distributor
Ignition – Module	CM401	1	Hitachi Electronic Distributor
Civic PT, PR (NZ Market)			
1984-88 4 Cyl 1.5L EW SOHC 12V			
Ignition – Distributor Cap	JP660	1	Hitachi Electronic Distributor
Ignition – Distributor Rotor	DR782	1	Hitachi Electronic Distributor
Civic AT: AU (NZ Market)			
1985-87 4 Cyl 1.6L ZC DOHC 16V			
Ignition – Distributor Cap	JP660	1	Hitachi Electronic Distributor
Ignition – Distributor Rotor	DR782	1	Hitachi Electronic Distributor
Civic EF4 (NZ Market)			
1987-89 4 Cyl 1.5L D15B SOHC 16V 4WD			
Ignition – Distributor Cap	JP971	1	Hitachi Electronic Distributor
Ignition – Distributor Rotor	JR981	1	Hitachi Electronic Distributor
Civic EF3 (NZ Market)			
1987-89 4 Cyl 1.6L ZC DOHC 16V			
Ignition – Distributor Cap	JP968	1	Hitachi Electronic Distributor
Civic EF1 (NZ Market)			
1987-91 4 Cyl 1.3L D13B SOHC 16V			
Ignition – Distributor Cap	JP971	1	Hitachi Electronic Distributor
Ignition – Distributor Rotor	JR981	1	Hitachi Electronic Distributor
Civic EF2 Carb. (NZ Market)			
1987-91 4 Cyl 1.5L D15B SOHC 16V			
Ignition – Distributor Cap	JP968	1	Hitachi Electronic Distributor

APPLICATION GUIDE



Honda	Part No	Qty	Notes
Civic ED: EE: EG3: EG4 11/87-10/93 4 Cyl 1.3L D13B2 Carb: 1.5L D15B4 2xCarb. SOHC 16V FWD			
Ignition – Coil – Standard	CC267	1	
Ignition – Distributor Cap	JP971	1	Hitachi Electronic Distributor
Ignition – Distributor Rotor	JR981	1	Hitachi Electronic Distributor
Sensor – Coolant Temperature	CCS22	1	
Switch – Oil Pressure Warning Light	CPS22	1	
Switch – Radiator Fan	CFS12	1	
Civic CK: CR (NZ Market) 1988-91 4 Cyl 1.3L D13B SOHC 16V			
Ignition – Distributor Cap	JP971	1	Hitachi Electronic Distributor
Ignition – Distributor Rotor	JR981	1	Hitachi Electronic Distributor
Civic EG5: EH9 10/91-10/93 4 Cyl 1.6L D16A8 DOHC 16V MPFI FWD			
Ignition – Coil – Standard	CC225	1	
Ignition – Module	CM429	1	
Sensor – Air Temperature – Inlet	CAT015	1	From 1992
Civic EG3: EG7 (NZ Market) 1991-95 4 Cyl 1.3L D13B SOHC 16V			
Ignition – Distributor Cap	JP971	1	Hitachi Electronic Distributor
Ignition – Distributor Rotor	JR981	1	Hitachi Electronic Distributor
Civic EG4: EG8 (NZ Market) 1991-95 4 Cyl 1.5L D15B SOHC 16V			
Ignition – Coil – Standard	CC225	1	Hitachi Electronic Distributor
Ignition – Distributor Cap	JP968	1	Hitachi Electronic Distributor
Civic EG5: EH9 (NZ Market) 1992-94 4 Cyl 1.6L B16A DOHC 16V			
Ignition – Distributor Cap	JP968	1	Hitachi Electronic Distributor
Civic GU: HF (NZ Market) 1992-96 4 Cyl 1.5L D15B SOHC 16V			
Ignition – Distributor Cap	JP968	1	Hitachi Electronic Distributor
Ignition – Distributor Rotor	JR995	1	Hitachi Electronic Distributor
Civic EG 10/93-9/95 4 Cyl 1.5L D15B7 SOHC 16V MPFI FWD			
Ignition – Coil – Standard	CC225	1	
Ignition – Distributor Cap	JP968	1	Hitachi Electronic Distributor
Ignition – Distributor Cap	JP971	1	Hitachi Electronic Distributor
Ignition – Distributor Rotor	JR981	1	Hitachi Electronic Distributor
Sensor – Air Temperature – Inlet	CAT015	1	
Sensor – Coolant Temperature	CCS22	1	
Sensor – Exhaust Oxygen	COS890	1	Direct Fit 2 Wire
Sensor – MAP	CMS218	1	CX: Manual Transmission
Sensor – MAP	CMS219	1	DX
Switch – Oil Pressure Warning Light	CPS22	1	
Civic EG Breeze 10/93-9/95 4 Cyl 1.5L D15Z2 SOHC 16V Carb. FWD			
Ignition – Coil – Standard	CC267	1	
Ignition – Distributor Cap	JP971	1	Hitachi Electronic Distributor
Ignition – Distributor Rotor	JR981	1	Hitachi Electronic Distributor
Sensor – Air Temperature – Inlet	CAT015	1	
Switch – Oil Pressure Warning Light	CPS22	1	
Switch – Radiator Fan	CFS62	1	

APPLICATION GUIDE



Honda	Part No	Qty	Notes
Civic EH9 10/93-9/95 4 Cyl 1.6L D16Y1 SOHC 16V MPFI FWD			
Ignition – Coil – Standard	CC225	1	TEC Distributor
Ignition – Distributor Cap	JP968	1	Hitachi Electronic Distributor
Sensor – Coolant Temperature	CCS22	1	
Sensor – Exhaust Oxygen	COS745	1	Direct Fit 1 Wire
Sensor – Exhaust Oxygen – Universal	COS720	1	Universal 1 Wire
Sensor – MAP	CMS218	1	
Civic EJ1: EJ3 (NZ Market) 1993-97 4 Cyl 1.6L ZC: D16A			
Ignition – Distributor Cap	JP968	1	Hitachi Electronic Distributor
Ignition – Distributor Rotor	JR995	1	Hitachi Electronic Distributor
Civic EK2 (NZ Market) 1995-97 4 Cyl 1.3L D13B SOHC 16V			
Ignition – Distributor Cap	JP971	1	Hitachi Electronic Distributor
Ignition – Distributor Rotor	JR981	1	Hitachi Electronic Distributor
Civic EK 10/95-3/99 4 Cyl 1.6L B16A2 DOHC 16V MPFI FWD			
Ignition – Coil – Standard	CC225	1	TEC Electronic Distributor
Ignition – Distributor Cap	JP968	1	TEC Electronic Distributor
Ignition – Distributor Rotor	JR995	1	TEC Electronic Distributor
Sensor – Exhaust Oxygen	COS769	1	Direct Fit 4 Wire
Sensor – Exhaust Oxygen – Universal	COS724	1	Universal 4 Wire
Sensor – MAP	CMS219	1	
Civic EK 10/95-9/00 4 Cyl 1.6L D16Y4 SOHC 16V MPFI FWD			
Ignition – Coil – Standard	CC277	1	
Ignition – Distributor Cap	JP402	1	
Civic EK1 (NZ Market) 1996-99 4 Cyl 1.6L D16Y SOHC 16V			
Ignition – Distributor Cap	JP968	1	Hitachi Electronic Distributor
Civic EM1 3/99-9/00 4 Cyl 1.6L B16A2 DOHC 16V MPFI FWD			
Ignition – Coil – Standard	CC225	1	TEC Electronic Distributor
Ignition – Distributor Cap	JP968	1	TEC Electronic Distributor
Ignition – Distributor Rotor	JR995	1	TEC Electronic Distributor
Sensor – MAP	CMS218	1	
Concerto MA1 (NZ Market) 1988-92 4 Cyl 1.5L D15B SOHC 16V			
Ignition – Distributor Cap	JP971	1	Hitachi Electronic Distributor
Ignition – Distributor Rotor	JR981	1	Hitachi Electronic Distributor
Concerto MA2: MA3 (NZ Market) 1988-93 4 Cyl 1.6L ZC			
Ignition – Distributor Cap	JP968	1	Hitachi Electronic Distributor
Ignition – Distributor Rotor	JR995	1	Hitachi Electronic Distributor
Concerto MA2 (NZ Market) 1988-93 4 Cyl 1.6L D16Z1 SOHC 16V			
Ignition – Distributor Cap	JP660	1	Hitachi Electronic Distributor
Ignition – Distributor Rotor	DR782	1	Hitachi Electronic Distributor
Ignition – Module	CM429	1	Hitachi Electronic Distributor

APPLICATION GUIDE



Honda	Part No	Qty	Notes
Concerto MA 11/88-1/93 4 Cyl 1.6L D16Z2 SOHC 16V EFI FWD			
Ignition – Coil – Standard	CC228	1	TEC Distributor TD-03U: From 1990
Ignition – Distributor Cap	JP969	1	Hitachi Electronic Distributor
Ignition – Distributor Rotor	JR982	1	Hitachi Electronic Dist.: To Chassis 1300000
Ignition – Module	CM429	1	
Sensor – Air Temperature – Inlet	CAT015	1	
Sensor – Coolant Temperature	CCS22	1	
Sensor – Exhaust Oxygen	COS745	1	Direct Fit 1 Wire
Sensor – Exhaust Oxygen – Universal	COS720	1	Universal 1 Wire
Sensor – Temperature Gauge	CTS114	1	
Switch – Oil Pressure Warning Light	CPS22	1	
Switch – Radiator Fan	CFS54	1	
Crossroad LJJ (NZ Market) 1993-96 V8 Cyl 3.9L			
Ignition – Distributor Cap	BD280	1	Lucas Points Distributor
Ignition – Distributor Rotor	DR71	1	Lucas Points Distributor
CRV RD1 9/97-12/01 4 Cyl 2.0L B20B3 DOHC 16V MPFi 4WD			
Ignition – Coil – Standard	CC225	1	TEC Electronic Distributor
Ignition – Distributor Cap	JP968	1	TEC Electronic Distributor
Ignition – Distributor Rotor	JR995	1	
Sensor – Exhaust Oxygen	COS831	1	Direct Fit 4 Wire
Sensor – Exhaust Oxygen – Universal	COS724	1	Universal 4 Wire
Sensor – MAP	CMS218	1	
CRV RD2 12/01-1/07 4 Cyl 2.4L K24A1 DOHC 16V ESPFI 4WD			
Ignition – Coil – Standard	CC381	1	
Sensor – Exhaust Oxygen	COS831	1	Direct Fit 4 Wire
Sensor – Exhaust Oxygen – Universal	COS724	1	Universal 4 Wire
CRX EF6 (NZ Market) 1987-91 4 Cyl 1.5L D15B SOHC 16V			
Ignition – Distributor Cap	JP971	1	Hitachi Electronic Distributor
Ignition – Distributor Rotor	JR981	1	Hitachi Electronic Distributor
CRX ED9 11/87-5/92 4 Cyl 1.6L D16A8 DOHC 16V EFI FWD			
Ignition – Coil – Standard	CC228	1	
Ignition – Distributor Cap	JP968	1	Hitachi Electronic Distributor
Ignition – Distributor Rotor	JR995	1	Hitachi Electronic Distributor
Ignition – Module	CM429	1	
Sensor – Air Temperature – Inlet	CAT015	1	
Sensor – Coolant Temperature	CCS22	1	
Sensor – Exhaust Oxygen	COS745	1	Direct Fit 1 Wire
Sensor – Exhaust Oxygen – Universal	COS720	1	Universal 1 Wire
Sensor – Temperature Gauge	CTS114	1	
Switch – Oil Pressure Warning Light	CPS22	1	
Switch – Radiator Fan	CFS12	1	
CRX EF7 (NZ Market) 1987-92 4 Cyl 1.6L ZC			
Ignition – Distributor Cap	JP968	1	Hitachi Electronic Distributor
Ignition – Distributor Rotor	JR995	1	Hitachi Electronic Distributor
CRX EF8 (NZ Market) 1989-94 4 Cyl 1.6L B16A DOHC 16V			
Ignition – Distributor Cap	JP968	1	Hitachi Electronic Distributor
Ignition – Distributor Rotor	JR995	1	Hitachi Electronic Distributor

APPLICATION GUIDE



Honda	Part No	Qty	Notes
CRX EG1: EG2 (NZ Market)			
1992-96 4 Cyl 1.5:1.6L D15B:B16A SOHC 16V			
Ignition – Distributor Cap	JP968	1	Hitachi Electronic Distributor
Ignition – Distributor Rotor	JR995	1	Hitachi Electronic Distributor
CRX EG2			
6/92-9/98 4 Cyl 1.6L B16A2 DOHC 16V MPFi FWD			
Ignition – Coil – Standard	CC225	1	
Ignition – Distributor Cap	JP968	1	Hitachi Electronic Distributor
Ignition – Distributor Rotor	JR995	1	Hitachi Electronic Distributor
Ignition – Module	CM429	1	
Sensor – Air Temperature – Inlet	CAT015	1	
Sensor – Coolant Temperature	CCS22	1	
Sensor – Exhaust Oxygen	COS769	1	Direct Fit 4 Wire
Sensor – Exhaust Oxygen – Universal	COS724	1	Universal 4 Wire
Sensor – MAP	CMS219	1	
Switch – Oil Pressure Warning Light	CPS22	1	
Switch – Radiator Fan	CFS62	1	
Domani MA7 (NZ Market)			
1994-98 4 Cyl 1.5L D15B SOHC 16V			
Ignition – Distributor Cap	JP968	1	Hitachi Electronic Distributor
Ignition – Distributor Rotor	JR995	1	Hitachi Electronic Distributor
HRV GH1: GH2 (NZ Market)			
1999-01 4 Cyl 1.6L D16A SOHC			
Ignition – Distributor Cap	JP968	1	Hitachi Electronic Distributor
Ignition – Distributor Rotor	JR995	1	Hitachi Electronic Distributor
HRV GH2: GH4			
1/99-7/02 4 Cyl 1.6L D16W1 SOHC 16V MPFi 4WD			
Ignition – Coil – Standard	CC225	1	
Sensor – Coolant Temperature	CCS22	1	
Sensor – Exhaust Oxygen	COS831	1	Direct Fit 4 Wire
Sensor – Exhaust Oxygen – Universal	COS724	1	Universal 4 Wire
Integra AV: DA1 (NZ Market)			
1985-88 4 Cyl 1.6L ZC DOHC 16V			
Ignition – Distributor Cap	JP968	1	Hitachi Electronic Distributor
Ignition – Distributor Rotor	JR995	1	Hitachi Electronic Distributor
Integra DA			
5/86-5/89 4 Cyl 1.6L D16A3 DOHC 16V EFI FWD			
Ignition – Distributor Cap	JP660	1	Hitachi Electronic Distributor
Ignition – Distributor Rotor	JR517	1	Hitachi Electronic Distributor
Ignition – Module	CM400	1	
Sensor – Coolant Temperature	CCS27	1	
Sensor – Exhaust Oxygen	COS745	1	Direct Fit 1 Wire
Sensor – Exhaust Oxygen – Universal	COS720	1	Universal 1 Wire
Sensor – Temperature Gauge	CTS115	1	
Switch – Oil Pressure Warning Light	CPS23	1	
Switch – Radiator Fan	CFS12	1	
Integra DA2 (NZ Market)			
1986-89 4 Cyl 1.5L EW SOHC 12V			
Ignition – Distributor Cap	JP660	1	Hitachi Electronic Distributor
Ignition – Distributor Rotor	JR995	1	Hitachi Electronic Distributor
Integra DA5: DA7 (NZ Market)			
1988-93 4 Cyl 1.6L ZC SOHC 12V			
Ignition – Distributor Rotor	JR995	1	Hitachi Electronic Distributor

APPLICATION GUIDE



Honda	Part No	Qty	Notes
Integra DA6 (NZ Market) 4 Cyl 1.6L B16A DOHC 16V			
Ignition – Distributor Cap	JP980	1	Hitachi Electronic Distributor: To Vin 1200000
Ignition – Distributor Cap	JP968	1	Hitachi Electronic Dist.: From Vin 1200001
Ignition – Distributor Rotor	JR997	1	Hitachi Electronic Distributor: To Vin 1200000
Ignition – Distributor Rotor	JR995	1	Hitachi Electronic Dist.: From Vin 1200001
Integra DA9 6/89-7/93 4 Cyl 1.8L B18A1 DOHC 16V MPFI FWD			
Ignition – Coil – Standard	CC230	1	To 1991
Ignition – Coil – Standard	CC225	1	From 1992
Ignition – Distributor Cap	JP968	1	TEC Electronic Distributor: To 1990
Ignition – Distributor Cap	JP980	1	TEC Electronic Distributor: From 1991 To 1991
Ignition – Distributor Cap	JP968	1	TEC Electronic Distributor: From 1992
Ignition – Distributor Rotor	JR982	1	TEC Electronic Distributor: To 1990
Ignition – Distributor Rotor	JR997	1	TEC Electronic Distributor: From 1991 To 1991
Ignition – Distributor Rotor	JR995	1	TEC Electronic Distributor: From 1992
Ignition – Module	CM429	1	
Sensor – Air Temperature – Inlet	CAT015	1	
Sensor – Coolant Temperature	CCS22	1	
Sensor – Exhaust Oxygen	COS745	1	Direct Fit 1 Wire
Sensor – Exhaust Oxygen – Universal	COS720	1	Universal 1 Wire
Sensor – MAP	CMS219	1	
Sensor – Temperature Gauge	CTS114	1	
Switch – Oil Pressure Warning Light	CPS22	1	
Integra DC1 (NZ Market) 4 Cyl 1.6L ZC			
Ignition – Distributor Cap	JP971	1	Hitachi Electronic Distributor
Ignition – Distributor Rotor	JR981	1	Hitachi Electronic Distributor
Integra DC2 7/93-11/99 4 Cyl 1.8L B18C2 DOHC 16V MPFI FWD			
Ignition – Coil – Standard	CC225	1	
Ignition – Distributor Cap	JP986	1	Hitachi Electronic Distributor
Ignition – Distributor Rotor	JR995	1	Hitachi Electronic Distributor
Sensor – Coolant Temperature	CCS22	1	
Sensor – Exhaust Oxygen	COS769	1	Direct Fit 4 Wire
Sensor – Exhaust Oxygen – Universal	COS724	1	Universal 4 Wire
Sensor – MAP	CMS218	1	
Sensor – Temperature Gauge	CTS114	1	
Switch – Oil Pressure Warning Light	CPS22	1	
Switch – Radiator Fan	CFS12	1	
Integra DC4 7/93-7/01 4 Cyl 1.8L B18B2 DOHC 16V PGMFI FWD			
Ignition – Coil – Standard	CC225	1	
Ignition – Distributor Cap	JP968	1	Hitachi Electronic Distributor
Ignition – Distributor Rotor	JR995	1	Hitachi Electronic Distributor
Ignition – Module	CM429	1	
Sensor – Coolant Temperature	CCS22	1	
Sensor – Exhaust Oxygen	COS769	1	Direct Fit 4 Wire
Sensor – Exhaust Oxygen – Universal	COS724	1	Universal 4 Wire
Sensor – MAP	CMS218	1	
Sensor – Temperature Gauge	CTS114	1	
Switch – Oil Pressure Warning Light	CPS22	1	
Switch – Radiator Fan	CFS62	1	

APPLICATION GUIDE



Honda	Part No	Qty	Notes
Legend KA2			
5/86-12/87 V6 Cyl 2.5L C25A1 SOHC 24V EFI FWD			
Ignition – Coil – Standard	CC266	1	Direct Fit 1 Wire: Front & Rear Universal 1 Wire: Front & Rear
Ignition – Module	CM400	1	
Sensor – Coolant Temperature	CCS23	1	
Sensor – Exhaust Oxygen	COS745	2	
Sensor – Exhaust Oxygen – Universal	COS720	2	
Sensor – Temperature Gauge	CTS115	1	
Switch – Brake Light	CSL54	1	
Switch – Oil Pressure Warning Light	CPS37	1	
Switch – Radiator Fan	CFS47	1	
Legend KA4			
11/87-3/91 V6 Cyl 2.7L C27A1 SOHC 24V MPFI FWD			
Ignition – Coil – Standard	CC266	1	Auto Transmission: To 12/1989 Auto Transmission: From 1/1990
Ignition – Coil – Standard	CC274	1	
Ignition – Distributor Cap	BD560	1	TEC Electronic Distributor
Ignition – Distributor Rotor	DR561	1	TEC Electronic Distributor
Sensor – Coolant Temperature	CCS23	1	Direct Fit 1 Wire: Front & Rear Universal 1 Wire: Front & Rear
Sensor – Exhaust Oxygen	COS745	2	
Sensor – Exhaust Oxygen – Universal	COS720	2	
Sensor – Temperature Gauge	CTS114	1	
Switch – Brake Light	CSL54	1	
Switch – Oil Pressure Warning Light	CPS25	1	
Switch – Radiator Fan	CFS47	1	
Legend KA7			
4/91-4/96 V6 Cyl 3.2L C32A3 SOHC 24V MPFI FWD			
Ignition – Coil – Standard	CC307	6	
Legend KA8			
4/91-3/96 V6 Cyl 3.2L C32A3 SOHC 24V MPFI FWD			
Ignition – Coil – Standard	CC307	6	Direct Fit 4 Wire: Front & Rear Universal 4 Wire: Front & Rear
Sensor – Coolant Temperature	CCS22	1	
Sensor – Exhaust Oxygen	COS823	2	
Sensor – Exhaust Oxygen – Universal	COS724	2	
Sensor – MAP	CMS219	1	
Sensor – Temperature Gauge	CTS114	1	
Switch – Brake Light	CSL54	1	
Switch – Oil Pressure Warning Light	CPS22	1	
Switch – Radiator Fan	CFS87	1	
Legend KA9			
5/96-1/05 V6 Cyl 3.5L C35A3 SOHC 24V PGMFI FWD			
Ignition – Coil – Standard	CC307	6	Direct Fit 4 Wire: Front & Rear Universal 4 Wire: Front & Rear
Sensor – Exhaust Oxygen	COS830	2	
Sensor – Exhaust Oxygen – Universal	COS724	2	
Logo GA3 (NZ Market)			
1996-99 4 Cyl 1.3L D13B			
Ignition – Distributor Cap	JP971	1	Hitachi Electronic Distributor
Ignition – Distributor Rotor	JR981	1	Hitachi Electronic Distributor
NSX NA			
1/91-1/05 V6 Cyl 3.0L C30A3 DOHC 24V EFI RWD			
Sensor – Coolant Temperature	CCS22	1	Direct Fit 4 Wire Universal 4 Wire
Sensor – Exhaust Oxygen	COS823	2	
Sensor – Exhaust Oxygen – Universal	COS724	2	
Sensor – Temperature Gauge	CTS114	1	
Switch – Oil Pressure Warning Light	CPS25	1	

APPLICATION GUIDE



Honda	Part No	Qty	Notes
Odyssey RA1 (NZ Market) 1994-95 4 Cyl 2.2L F22B SOHC			
Ignition – Distributor Cap	JP968	1	Hitachi Electronic Distributor
Ignition – Distributor Rotor	JR995	1	Hitachi Electronic Distributor
Odyssey RA1 6/95-12/97 4 Cyl 2.2L F22B6 SOHC 16V MPFi FWD			
Ignition – Coil – Standard	CC225	1	
Sensor – Exhaust Oxygen	COS831	1	Direct Fit 4 Wire
Sensor – Exhaust Oxygen – Universal	COS724	1	Universal 4 Wire
Switch – Radiator Fan	CFS62	1	
Odyssey RA3 1/98-4/00 4 Cyl 2.3L F23A7 SOHC 16V MPFi FWD			
Ignition – Coil – Standard	CC277	1	Hitachi Distributor
Ignition – Distributor Rotor	JR402	1	Hitachi Distributor
Sensor – Coolant Temperature	CCS22	1	
Sensor – Exhaust Oxygen	COS831	1	Direct Fit 4 Wire
Sensor – Exhaust Oxygen – Universal	COS724	1	Universal 4 Wire
Sensor – Temperature Gauge	CTS114	1	
Prelude SNF 5/79-12/82 4 Cyl 1.6L EL SOHC 8V Carb. FWD			
Ignition – Distributor Cap	JP630	1	Hitachi Electronic Distributor
Ignition – Distributor Cap	JP562	1	Hitachi Electronic Distributor: From 1/1982
Ignition – Distributor Rotor	JR517	1	Hitachi Electronic Distributor
Ignition – Module	CM401	1	
Ignition – Module & Pickup / Trigger	CM417	1	
Sensor – Temperature Gauge	CTS112	1	
Switch – Brake Light	CSL52	1	
Switch – Oil Pressure Warning Light	CPS24	1	
Switch – Radiator Fan	CFS12	1	
Prelude AB7 1/83-12/85 4 Cyl 1.8L ES SOHC 12V 2xCarb. FWD			
Ignition – Distributor Cap	JP600	1	Hitachi Electronic Distributor
Ignition – Distributor Rotor	DR782	1	Hitachi Electronic Distributor
Ignition – Module	CM401	1	
Sensor – Temperature Gauge	CTS115	1	
Switch – Oil Pressure Warning Light	CPS22	1	
Switch – Radiator Fan	CFS13	1	
Prelude AB (NZ Market) 1983-87 4 Cyl 1.8L ET SOHC 12V			
Ignition – Distributor Cap	BD708	1	Hitachi Electronic Distributor
Ignition – Distributor Rotor	DR782	1	Hitachi Electronic Distributor
Prelude BA1: BA2: BA3 (NZ Market) 1985-87 4 Cyl 2.0L B20A DOHC 16V			
Ignition – Distributor Cap	BD708	1	Hitachi Electronic Distributor
Prelude BA3 1/86-9/87 4 Cyl 2.0L A20A4 SOHC 12V EFI FWD			
Ignition – Distributor Cap	JP662	1	TEC Electronic Distributor
Ignition – Distributor Rotor	DR782	1	TEC Electronic Distributor
Ignition – Module	CM400	1	
Sensor – Coolant Temperature	CCS22	1	
Sensor – Exhaust Oxygen	COS745	2	Direct Fit 1 Wire
Sensor – Exhaust Oxygen – Universal	COS720	2	Universal 1 Wire
Sensor – Temperature Gauge	CTS115	1	
Switch – Oil Pressure Warning Light	CPS23	1	
Switch – Radiator Fan	CFS14	1	

APPLICATION GUIDE



Honda	Part No	Qty	Notes
Prelude BA4 10/87-12/91 4 Cyl 2.0L B20A6 DOHC 16V EFi FWD			
Ignition – Coil – Standard	CC224	1	
Ignition – Distributor Cap	JP401	1	
Ignition – Distributor Rotor	JR401	1	
Sensor – Air Temperature – Inlet	CAT015	1	
Prelude BA4: BA5 (NZ Market) 1987-91 4 Cyl 2.0L B20A DOHC 16V			
Ignition – Coil – Standard	CC224	1	Hitachi Electronic Distributor
Ignition – Distributor Cap	BD708	1	Hitachi Electronic Distributor
Prelude BA4 4WS 8/91-12/91 4 Cyl 2.0L B20A6 DOHC 16V EFi FWD			
Ignition – Coil – Standard	CC224	1	
Ignition – Distributor Cap	JP662	1	TEC Electronic Distributor
Ignition – Distributor Rotor	JR517	1	TEC Electronic Distributor
Ignition – Module	CM400	1	Suits (TEC TD-13V) Electronic Distributor
Sensor – Air Temperature – Inlet	CAT015	1	
Sensor – Coolant Temperature	CCS22	1	
Sensor – Exhaust Oxygen	COS745	1	Direct Fit 1 Wire
Sensor – Exhaust Oxygen – Universal	COS720	1	Universal 1 Wire
Sensor – Temperature Gauge	CTS115	1	
Switch – Oil Pressure Warning Light	CPS25	1	
Switch – Radiator Fan	CFS14	1	
Prelude BA8: BA9 (NZ Market) 1991-94 4 Cyl 2.0L F20A OHC			
Ignition – Distributor Cap	JP971	1	Hitachi Electronic Distributor
Ignition – Distributor Rotor	JR981	1	Hitachi Electronic Distributor
Prelude BB1: BB4 4WS (NZ Market) 1991-95 4 Cyl 2.2L H22A DOHC 16V			
Ignition – Coil – Standard	CC225	1	Hitachi Electronic Distributor
Ignition – Distributor Cap	JP968	1	Hitachi Electronic Distributor
Ignition – Distributor Rotor	JR995	1	Hitachi Electronic Distributor
Prelude BA8 12/91-12/96 4 Cyl 2.2L F22A1 DOHC 16V EFi FWD			
Ignition – Coil – Standard	CC272	1	
Ignition – Distributor Cap	JP976	1	TEC Electronic Distributor
Ignition – Distributor Rotor	JR995	1	TEC Electronic Distributor
Ignition – Module	CM429	1	
Sensor – Air Temperature – Inlet	CAT015	1	
Sensor – Coolant Temperature	CCS22	1	
Sensor – Exhaust Oxygen	COS769	1	Direct Fit 4 Wire
Sensor – Exhaust Oxygen – Universal	COS724	1	Universal 4 Wire
Sensor – MAP	CMS219	1	
Sensor – Temperature Gauge	CTS114	1	
Switch – Oil Pressure Warning Light	CPS22	1	
Switch – Radiator Fan	CFS57	1	In Thermostat Cover
Switch – Radiator Fan	CFS53	1	In Engine Hose Connector
Prelude BA9 4WS (NZ Market) 1991-96 4 Cyl 2.2L F22B3 DOHC 16V			
Ignition – Distributor Cap	JP968	1	Hitachi Electronic Distributor
Ignition – Distributor Rotor	JR995	1	Hitachi Electronic Distributor

APPLICATION GUIDE



Honda	Part No	Qty	Notes
Prelude BB2 12/91-12/96 4 Cyl 2.3L H23A1 DOHC 16V EFi FWD			
Ignition – Coil – Standard	CC225	1	TEC Electronic Distributor
Ignition – Distributor Cap	JP968	1	TEC Electronic Distributor
Ignition – Distributor Rotor	JR995	1	TEC Electronic Distributor
Ignition – Module	CM429	1	TEC Electronic Distributor
Sensor – Air Temperature – Inlet	CAT015	1	
Sensor – Coolant Temperature	CCS22	1	
Sensor – Exhaust Oxygen	COS769	1	Direct Fit 4 Wire
Sensor – Exhaust Oxygen – Universal	COS724	1	Universal 4 Wire
Sensor – MAP	CMS219	1	
Sensor – Temperature Gauge	CTS114	1	
Switch – Brake Light	CSL54	1	
Switch – Oil Pressure Warning Light	CPS25	1	
Switch – Radiator Fan	CFS53	1	TEC: On at 97°C Off at 87°C
Switch – Radiator Fan	CFS57	1	Uchiya: On at 112°C Off at 107°C
Prelude BB1 2/94-12/96 4 Cyl 2.2L H22A1 DOHC 16V EFi FWD			
Ignition – Coil – Standard	CC272	1	
Ignition – Distributor Cap	JP976	1	TEC Electronic Distributor
Ignition – Distributor Rotor	JR995	1	TEC Electronic Distributor
Sensor – Coolant Temperature	CCS22	1	
Sensor – Exhaust Oxygen	COS832	1	Direct Fit 4 Wire
Sensor – Exhaust Oxygen – Universal	COS724	1	Universal 4 Wire
Sensor – Temperature Gauge	CTS114	1	
Switch – Oil Pressure Warning Light	CPS22	1	
Switch – Radiator Fan	CFS53	1	
Prelude BB5 1/97-7/02 4 Cyl 2.2L F22Z6 DOHC 16V MPFi FWD			
Ignition – Coil – Standard	CC225	1	
Ignition – Distributor Cap	JP968	1	Hitachi Electronic Distributor
Switch – Radiator Fan	CFS53	1	
Prelude BB6 1/97-7/02 4 Cyl 2.2L H22A4 DOHC 16V MPFi FWD			
Ignition – Coil – Standard	CC225	1	
Ignition – Distributor Cap	JP976	1	Hitachi Electronic Distributor
Sensor – Air Temperature – Inlet	CAT015	1	
Sensor – Exhaust Oxygen	COS859	1	Direct Fit 4 Wire
Sensor – Exhaust Oxygen – Universal	COS724	1	Universal 4 Wire
Switch – Radiator Fan	CFS53	1	
Shuttle AN: AK (NZ Market) 1984-88 4 Cyl 1.5L EW SOHC 12V			
Ignition – Distributor Cap	JP660	1	Hitachi Electronic Distributor
Ignition – Distributor Rotor	DR782	1	Hitachi Electronic Distributor
Shuttle EY2 (NZ Market) 1987-91 4 Cyl 1.3L D13B SOHC 16V			
Ignition – Distributor Cap	JP971	1	Hitachi Electronic Distributor
Ignition – Distributor Rotor	JR981	1	Hitachi Electronic Distributor
Shuttle EY4 (NZ Market) 1987-95 4 Cyl 1.5L D15B SOHC 12V			
Ignition – Distributor Cap	JP968	1	Hitachi Electronic Distributor
Ignition – Distributor Rotor	JR981	1	Hitachi Electronic Distributor

APPLICATION GUIDE



Honda	Part No	Qty	Notes
Vigor CA1: CA3 (NZ Market) 1985-89 4 Cyl 1.8:2.0L A18A: B20A			
Ignition – Distributor Cap	JP660	1	Hitachi Electronic Distributor
Ignition – Distributor Rotor	DR782	1	Hitachi Electronic Distributor
Hyundai			
Accent X3A (NZ Market) 1994-00 4 Cyl 1.5L G4EK SOHC 12V			
Ignition – Distributor Cap	JP542	1	Mitsubishi Electronic Distributor
Ignition – Distributor Rotor	JR533	1	Mitsubishi Electronic Distributor
Accent LC: LS 6/00-4/06 4 Cyl 1.5L G4ECX: 1.6L G4ED2 DOHC 16V EPFI FWD			
Ignition – Coil – Standard	CC320	1	Direct Fit 4 Wire Universal 4 Wire
Sensor – Camshaft	CSCA99	1	
Sensor – Crankshaft	CSCA20	1	
Sensor – Exhaust Oxygen	COS860	1	
Sensor – Exhaust Oxygen – Universal	COS724	1	
Sensor – MAP	CMS211	1	
Sensor – Throttle Position	CTPS108	1	
Switch – Brake Light	CSL67	1	
Switch – Oil Pressure Warning Light	CPS37	1	
Accent MC 5/06-on 4 Cyl 1.6L G4ED DOHC 16V MPFI FWD			
Sensor – Air Flow / MAF	CAF026	1	Direct Fit 4 Wire: Manifold Universal 4 Wire: Manifold
Sensor – Camshaft	CSCA99	1	
Sensor – Crankshaft	CSCA20	1	
Sensor – Coolant Temperature	CCS39	1	
Sensor – Exhaust Oxygen	COS860	1	
Sensor – Exhaust Oxygen – Universal	COS724	1	
Switch – Oil Pressure Warning Light	CPS37	1	
Elantra XD Incl. Lavita 10/00-6/04 4 Cyl 1.8L G4GBX DOHC 16V EPFI FWD			
Ignition – Coil – Standard	CC321	1	To 12/2001
Ignition – Coil – Standard	CC339	1	From 12/2001 To 9/2002
Ignition – Coil – Standard	CC340	1	From 9/2002
Sensor – Camshaft	CSCA116	1	Direct Fit 4 Wire Universal 4 Wire
Sensor – Crankshaft	CSCA31	1	
Sensor – Exhaust Oxygen	COS869	1	
Sensor – Exhaust Oxygen – Universal	COS724	1	
Sensor – MAP	CMS211	1	
Sensor – Throttle Position	CTPS108	1	
Switch – Oil Pressure Warning Light	CPS37	1	
Elantra XD 10/00-9/03 4 Cyl 2.0L G4GCX DOHC 16V EPFI FWD			
Ignition – Coil – Standard	CC321	1	To 12/2001
Ignition – Coil – Standard	CC339	1	From 12/2001 To 9/2002
Ignition – Coil – Standard	CC340	1	From 9/2002
Sensor – Camshaft	CSCA116	1	Direct Fit 4 Wire Universal 4 Wire
Sensor – Crankshaft	CSCA31	1	
Sensor – Exhaust Oxygen	COS869	1	
Sensor – Exhaust Oxygen – Universal	COS724	1	
Sensor – MAP	CMS211	1	
Sensor – Throttle Position	CTPS108	1	
Switch – Oil Pressure Warning Light	CPS37	1	

APPLICATION GUIDE



Hyundai	Part No	Qty	Notes
Elantra XD 10/03-9/07 4 Cyl 2.0L G4GCX DOHC 16V EPFI FWD			
Ignition – Coil – Standard	CC340	1	
Sensor – Air Flow / MAF	CAF026	1	
Sensor – Crankshaft	CSCA31	1	
Sensor – Exhaust Oxygen	COS869	1	Direct Fit 4 Wire
Sensor – Exhaust Oxygen – Universal	COS724	1	Universal 4 Wire
Sensor – MAP	CMS211	1	
Sensor – Throttle Position	CTPS108	1	
Excel X1 2/86-12/89 4 Cyl 1.5L G4AJ SOHC 8V Carb. FWD			
Ignition – Coil – Standard	CC202	1	To 11/1986
Ignition – Coil – Standard	CC344	1	From 11/1986
Ignition – Distributor Cap	JP564	1	Mitsubishi Electronic Distributor
Ignition – Distributor Rotor	JR533	1	Mitsubishi Electronic Distributor
Ignition – Module & Pickup / Trigger	CM404	1	
Sensor – Temperature Gauge	CTS108	1	
Switch – Brake Light	CSL57	1	
Switch – Oil Pressure Warning Light	CPS37	1	
Switch – Radiator Fan	CFS41	1	
Excel, Pony (NZ Market) 1986-90 4 Cyl 1.5L 4G15 SOHC 8V			
Ignition – Distributor Cap	JP564	1	Mitsubishi Electronic Distributor
Ignition – Distributor Rotor	JR533	1	Mitsubishi Electronic Distributor
Excel X2 1/90-11/94 4 Cyl 1.5L G4DJ SOHC 8V EFi FWD			
Ignition – Coil – Standard	CC220	1	
Ignition – Distributor Cap	JP564	1	Mitsubishi Electronic Distributor
Ignition – Distributor Rotor	JR611	1	Mitsubishi Electronic Distributor
Ignition – Module	CM422	1	
Sensor – Air Temperature – Inlet	CAT005	1	
Sensor – Coolant Temperature	CCS24	1	
Sensor – Crankshaft	CSCA54	1	With Triangle Shaped Connector: To 7/1992
Sensor – Crankshaft	CSCA06	1	With Square Connector: To 7/1992
Sensor – Exhaust Oxygen	COS757	1	Direct Fit 1 Wire
Sensor – Exhaust Oxygen – Universal	COS720	1	Universal 1 Wire
Sensor – MAP	CMS206	1	From 7/1992
Sensor – Temperature Gauge	CTS110	1	
Sensor – Throttle Position	CTPS100	1	From 7/1991 To 9/1992
Switch – Brake Light	CSL57	1	
Switch – Oil Pressure Warning Light	CPS37	1	
Switch – Radiator Fan	CFS31	1	
Valve – Idle Speed Control	CIA002	1	To 7/1992

APPLICATION GUIDE



Hyundai	Part No	Qty	Notes
Excel X3			
9/94-4/98 4 Cyl 1.5L G4EK SOHC 12V EFi FWD			
Ignition – Coil – Standard	CC328	1	
Sensor – Air Flow / MAF	CAF021	1	
Sensor – Air Temperature – Inlet	CAT005	1	To 12/1996
Sensor – Air Temperature – Inlet	CAT004	1	From 12/1996
Sensor – Camshaft	CSCA115	1	No 1 Top Dead Centre
Sensor – Coolant Temperature	CCS26	1	
Sensor – Crankshaft	CSCA18	1	
Sensor – Exhaust Oxygen	COS801	1	Direct Fit 3 Wire
Sensor – Exhaust Oxygen – Universal	COS721	1	Universal 3 Wire
Sensor – Knock Control	CKS107	1	
Sensor – MAP	CMS209	1	Kef co: From 9/1996 To 5/1998
Sensor – MAP	CMS212	1	Kef co: From 5/1998
Sensor – Temperature Gauge	CTS110	1	
Sensor – Throttle Position	CTPS100	1	
Switch – Clutch Pedal	CSL66	1	
Switch – Oil Pressure Warning Light	CPS37	1	
Switch – Radiator Fan	CFS41	1	
Excel X3			
1/98-6/00 4 Cyl 1.5L G4FKV DOHC 16V EFi FWD			
Ignition – Coil – Standard	CC341	1	
Sensor – Air Flow / MAF	CAF021	1	
Sensor – Air Temperature – Inlet	CAT005	1	
Sensor – Camshaft	CSCA115	1	
Sensor – Coolant Temperature	CCS26	1	
Sensor – Crankshaft	CSCA18	1	
Sensor – Exhaust Oxygen	COS911	1	Direct Fit 3 Wire
Sensor – Exhaust Oxygen – Universal	COS721	1	Universal 3 Wire
Sensor – Knock Control	CKS115	1	
Sensor – MAP	CMS209	1	Kef co: To 5/1998
Sensor – MAP	CMS212	1	Kef co: From 5/1998
Sensor – Temperature Gauge	CTS110	1	
Sensor – Throttle Position	CTPS100	1	
Switch – Brake Light	CSL67	1	
Switch – Clutch Pedal	CSL66	1	
Switch – Oil Pressure Warning Light	CPS37	1	
Switch – Radiator Fan	CFS41	1	
Valve – Idle Speed Control	CIA012	1	
Coupe FX: SFX: SX RD: RD Series II			
7/96-4/02 4 Cyl 1.8L G4GMR: 2.0L G4GF DOHC 16V MPFi FWD			
Ignition – Coil – Standard	CC333	1	
Sensor – Air Temperature – Inlet	CAT004	1	
Sensor – Camshaft	CSCA96	1	
Sensor – Coolant Temperature	CCS26	1	
Sensor – Crankshaft	CSCA18	1	
Sensor – Exhaust Oxygen	COS905	1	Direct Fit 4 Wire: From 12/1996
Sensor – Exhaust Oxygen – Universal	COS724	1	Universal 4 Wire
Sensor – Knock Control	CKS115	1	
Sensor – Temperature Gauge	CTS110	1	
Sensor – Throttle Position	CTPS100	1	
Switch – Brake Light	CSL63	1	With Cruise Control
Switch – Brake Light	CSL67	1	Without Cruise Control
Switch – Clutch Pedal	CSL68	1	
Switch – Oil Pressure Warning Light	CPS37	1	

APPLICATION GUIDE



Hyundai	Part No	Qty	Notes
Getz TB			
9/02-9/05 4 Cyl 1.5L G4EC2 DOHC 16V MPFi FWD			
Ignition – Coil – Standard	CC320	1	
Sensor – Camshaft	CSCA99	1	Top Dead Centre
Sensor – Crankshaft	CSCA20	1	
Sensor – Exhaust Oxygen	COS860	1	Direct Fit 4 Wire
Sensor – Exhaust Oxygen – Universal	COS724	1	Universal 4 Wire
Sensor – MAP	CMS211	1	
Sensor – Throttle Position	CTPS108	1	
Switch – Brake Light	CSL67	1	
Switch – Oil Pressure Warning Light	CPS37	1	
Getz TB			
3/03-9/05 4 Cyl 1.3L G4EA2 SOHC 12V MPFi FWD			
Ignition – Coil – Standard	CC346	1	
Sensor – Camshaft	CSCA99	1	Top Dead Centre
Sensor – Crankshaft	CSCA20	1	
Sensor – Exhaust Oxygen	COS860	1	Direct Fit 4 Wire
Sensor – Exhaust Oxygen – Universal	COS724	1	Universal 4 Wire
Sensor – MAP	CMS211	1	
Sensor – Throttle Position	CTPS108	1	
Switch – Brake Light	CSL67	1	
Switch – Oil Pressure Warning Light	CPS37	1	
Getz TB			
10/05-2/07 4 Cyl 1.4L G4EE DOHC 16V MPFi FWD			
Ignition – Coil – Standard	CC320	1	
Sensor – Camshaft	CSCA99	1	Top Dead Centre
Sensor – Crankshaft	CSCA20	1	
Sensor – Exhaust Oxygen	COS860	1	Direct Fit 4 Wire: Manifold and Engine Pipe
Sensor – Exhaust Oxygen – Universal	COS724	2	Universal 4 Wire: Manifold and Engine Pipe
Sensor – MAP	CMS211	1	
Switch – Oil Pressure Warning Light	CPS37	1	
Getz TB			
10/05-2/07 4 Cyl 1.6L G4ED DOHC 16V MPFi FWD			
Sensor – Crankshaft	CSCA20	1	
Sensor – Exhaust Oxygen	COS860	2	Direct Fit 4 Wire: Manifold and Engine Pipe
Sensor – Exhaust Oxygen – Universal	COS724	2	Universal 4 Wire: Manifold and Engine Pipe
Sensor – MAP	CMS211	1	
Switch – Oil Pressure Warning Light	CPS37	1	
Grandeur FT4			
9/99-1/04 V6 Cyl 3.0L G6CT DOHC 24V MPFi FWD			
Ignition – Coil and Igniter	CC336	3	
Sensor – Crankshaft	CSCA32	1	
Sensor – Crankshaft	CSCA90	1	Position
Sensor – Exhaust Oxygen	COS868	2	Direct Fit 4 Wire: LH & RH Side
Sensor – Exhaust Oxygen – Universal	COS724	2	Universal 4 Wire: LH & RH Side

APPLICATION GUIDE



Hyundai	Part No	Qty	Notes	
Lantra KF2: KF3 5/91-8/95 4 Cyl 1.6L G4CR: 1.8L G4CN DOHC 16V EFI FWD				
Ignition – Coil – Standard	CC233	1	Direct Fit 4 Wire: 1.6L: To 8/1995: 1.8L: To 5/1993 Direct Fit 4 Wire: 1.8L: From 5/1993 Universal 4 Wire With Cruise Control Without Cruise Control 1.6L 1.8L	
Sensor – Coolant Temperature	CCS33	1		
Sensor – Exhaust Oxygen	COS762	1		
Sensor – Exhaust Oxygen	COS856	1		
Sensor – Exhaust Oxygen – Universal	COS724	1		
Sensor – Temperature Gauge	CTS110	1		
Switch – Brake Light	CSL63	1		
Switch – Brake Light	CSL57	1		
Switch – Oil Pressure Warning Light	CPS37	1		
Switch – Radiator Fan	CFS31	1		
Switch – Radiator Fan	CFS41	1		
Lantra J2: J3 8/95-10/00 4 Cyl 1.8L G4GM: 2.0L G4GFV DOHC 16V MPFI FWD				
Ignition – Coil – Standard	CC333	1		Direct Fit 4 Wire: From 12/1996 Universal 4 Wire: From 8/1995 To 4/1997 From 4/1997 Without Cruise Control Auto Transmission: With Cruise Control Manual Transmission: With Cruise Control
Sensor – Air Temperature – Inlet	CAT004	1		
Sensor – Camshaft	CSCA96	1		
Sensor – Coolant Temperature	CCS26	1		
Sensor – Crankshaft	CSCA18	1		
Sensor – Exhaust Oxygen	COS905	1		
Sensor – Exhaust Oxygen – Universal	COS724	1		
Sensor – Knock Control	CKS115	1		
Sensor – MAP	CMS206	1		
Sensor – MAP	CMS213	1		
Sensor – Temperature Gauge	CTS110	1		
Sensor – Throttle Position	CTPS100	1		
Switch – Brake Light	CSL67	1		
Switch – Brake Light	CSL63	1		
Switch – Brake Light	CSL57	1		
Switch – Oil Pressure Warning Light	CPS37	1		
Switch – Radiator Fan	CFS30	1		
Pony (NZ Market) 1982-89 4 Cyl 1.2:1.4L 4G33: 4G36				
Ignition – Distributor Cap	JP542	1	Mitsubishi Points Distributor	
Ignition – Distributor Rotor	JR533	1	Mitsubishi Points Distributor	
Santa Fe 11/00-4/06 V6 Cyl 2.7L G6EAY DOHC 24V EPFI 4WD				
Sensor – Air Flow / MAF	CAF025	1	Top Dead Centre: From Vin KMHSC81DR1U000001	
Sensor – Air Temperature – Inlet	CAT005	1		
Sensor – Camshaft	CSCA97	1		
Sensor – Crankshaft	CSCA33	1	From Vin KMHSC81DR1U000001	
Sensor – Exhaust Oxygen – Universal	COS724	1	Universal 4 Wire	
Valve – Idle Speed Control	CIA012	1		
Santa Fe GL 1/01-9/03 4 Cyl 2.4L G4JS DOHC 16V MPFI 4WD				
Ignition – Coil and Igniter	CC343	2	From Vin KMHSC81DR1U000001 From Vin KMHSC81DR1U000001	
Sensor – Camshaft	CSCA98	1		
Sensor – Crankshaft	CSCA36	1		
Valve – Idle Speed Control	CIA012	1		

APPLICATION GUIDE



Hyundai	Part No	Qty	Notes
S Coupe			
7/90-8/91 4 Cyl 1.5L G4DJ SOHC 8V EFi FWD			
Ignition – Coil – Standard	CC220	1	
Ignition – Distributor Cap	JP564	1	Mitsubishi Electronic Distributor
Ignition – Distributor Rotor	JR611	1	Mitsubishi Electronic Distributor
Ignition – Module	CM422	1	
Sensor – Coolant Temperature	CCS24	1	
Sensor – Exhaust Oxygen	COS757	1	Direct Fit 1 Wire
Sensor – Exhaust Oxygen – Universal	COS720	1	Universal 1 Wire
Sensor – Temperature Gauge	CTS110	1	
Switch – Oil Pressure Warning Light	CPS37	1	
Switch – Radiator Fan	CFS31	1	
S Coupe Incl. Turbo			
9/91-3/96 4 Cyl 1.5L G4EK SOHC 12V EFi FWD			
Ignition – Coil – Standard	CC367	1	To 4/1994
Ignition – Distributor Cap	BD126	1	Bosch Electronic Distributor
Ignition – Distributor Rotor	DR127	1	Bosch Electronic Distributor
Sensor – Camshaft	CSCA115	1	
Sensor – Coolant Temperature	CCS26	1	
Sensor – Crankshaft	CSCA14	1	
Sensor – Exhaust Oxygen	COS757	1	Direct Fit 1 Wire
Sensor – Exhaust Oxygen – Universal	COS720	1	Universal 1 Wire
Sensor – Knock Control	CKS107	1	
Sensor – Temperature Gauge	CTS110	1	
Sensor – Throttle Position	CTPS100	1	
Switch – Oil Pressure Warning Light	CPS37	1	
Switch – Radiator Fan	CFS31	1	
Sonata			
3/89-2/92 4 Cyl 2.4L G4CS SOHC 8V EFi FWD			
Ignition – Coil – Standard	CC232	1	
Ignition – Distributor Cap	JP542	1	Mitsubishi Electronic Distributor: To 5/1989
Ignition – Distributor Cap	JP564	1	Mitsubishi Electronic Distributor: From 5/1989
Ignition – Distributor Rotor	JR611	1	Mitsubishi Electronic Distributor
Ignition – Module	CM422	1	
Sensor – Coolant Temperature	CCS24	1	
Sensor – Exhaust Oxygen	COS746	1	Direct Fit 1 Wire
Sensor – Exhaust Oxygen – Universal	COS720	1	Universal 1 Wire
Sensor – Oil Pressure Gauge	CPS55	1	
Sensor – Temperature Gauge	CTS110	1	
Switch – Brake Light	CSL63	1	With Cruise Control
Switch – Brake Light	CSL57	1	Without Cruise Control
Switch – Oil Pressure Warning Light	CPS37	1	
Switch – Radiator Fan	CFS30	1	
Valve – Idle Speed Control	CIA002	1	From 7/1990

APPLICATION GUIDE



Hyundai	Part No	Qty	Notes
Sonata			
4/90-8/98 V6 Cyl 3.0L G6AT SOHC 12V EFI FWD			
Ignition – Coil – Standard	CC327	1	
Ignition – Distributor Cap	JP728	1	Mitsubishi Electronic Distributor: To 10/1993
Ignition – Distributor Rotor	JR639	1	Mitsubishi Electronic Distributor: To 10/1993
Ignition – Module	CM422	1	Hyundai
Sensor – Coolant Temperature	CCS24	1	
Sensor – Crankshaft	CSCA51	1	In Distributor
Sensor – Exhaust Oxygen	COS806	1	Direct Fit 4 Wire
Sensor – Exhaust Oxygen – Universal	COS724	1	Universal 4 Wire
Sensor – Temperature Gauge	CTS110	1	
Switch – Brake Light	CSL63	1	
Switch – Clutch Pedal	CSL66	1	
Switch – Oil Pressure Warning Light	CPS50	1	
Switch – Radiator Fan	CFS70	1	
Sonata			
10/93-8/98 4 Cyl 2.0L G4CP DOHC 16V EFI FWD			
Ignition – Coil – Standard	CC233	1	
Sensor – Coolant Temperature	CCS24	1	
Sensor – Crankshaft	CSCA34	1	
Sensor – Exhaust Oxygen	COS762	1	Direct Fit 4 Wire
Sensor – Exhaust Oxygen – Universal	COS724	1	Universal 4 Wire
Sensor – Oil Pressure Gauge	CPS55	1	
Sensor – Temperature Gauge	CTS110	1	
Switch – Brake Light	CSL63	1	
Switch – Clutch Pedal	CSL66	1	
Switch – Oil Pressure Warning Light	CPS37	1	
Switch – Radiator Fan	CFS41	1	
Sonata EF			
8/98-4/00 4 Cyl 2.0L G4JPV DOHC 16V MPFI FWD			
Ignition – Coil and Igniter	CC343	2	
Ignition – Module	CM422	1	
Sensor – Coolant Temperature	CCS39	1	
Sensor – Crankshaft	CSCA35	1	
Sensor – Exhaust Oxygen	COS856	1	Direct Fit 4 Wire
Sensor – Exhaust Oxygen – Universal	COS724	1	Universal 4 Wire
Sensor – Temperature Gauge	CTS110	1	
Switch – Oil Pressure Warning Light	CPS37	1	
Switch – Radiator Fan	CFS71	1	
Valve – Idle Speed Control	CIA012	1	
Sonata EF			
8/98-9/01 V6 Cyl 2.5L G6BVV DOHC 24V MPFI FWD			
Ignition – Coil – Standard	CC342	1	
Sensor – Air Flow / MAF	CAF016	1	
Sensor – Air Temperature – Inlet	CAT005	1	
Sensor – Crankshaft	CSCA33	1	
Sensor – Exhaust Oxygen	COS868	1	Direct Fit 4 Wire
Sensor – Exhaust Oxygen – Universal	COS724	1	Universal 4 Wire
Sensor – Temperature Gauge	CTS110	1	
Switch – Oil Pressure Warning Light	CPS37	1	
Valve – Idle Speed Control	CIA012	1	

APPLICATION GUIDE



Hyundai	Part No	Qty	Notes
Sonata EFB 10/01-5/05 4 Cyl 2.4L G4JSY DOHC 16V EPFI FWD			
Ignition – Coil and Igniter	CC343	2	
Sensor – Camshaft	CSCA98	1	From Vin KMHEM41DR1A000001
Sensor – Crankshaft	CSCA35	1	From Vin KMHEM41DR1A000001
Sensor – Temperature Gauge	CTS110	1	
Valve – Idle Speed Control	CIA012	1	
Sonata EFB 10/01-5/05 V6 Cyl 2.7L G6BAY DOHC 24V EPFI FWD			
Ignition – Coil – Standard	CC342	1	
Sensor – Air Flow / MAF	CAF025	1	
Sensor – Camshaft	CSCA97	1	Top Dead Centre: From Vin KMHEM41FR1A000001
Sensor – Crankshaft	CSCA33	1	From Vin KMHEM41FR1A000001
Valve – Idle Speed Control	CIA012	1	
Sonata NF 6/05-on 4 Cyl 2.4L G4KC DOHC 16V EPFI FWD			
Sensor – Exhaust Oxygen	COS886	1	Direct Fit 4 Wire: Front
Sensor – Exhaust Oxygen	COS885	1	Direct Fit 4 Wire: Rear
Sensor – Exhaust Oxygen – Universal	COS724	2	Universal 4 Wire: Front and Rear
Stellar Prima (NZ Market) 1984-89 4 Cyl 1.6L 4G32 SOHC			
Ignition – Distributor Cap	JP542	1	Mitsubishi Points Distributor
Ignition – Distributor Rotor	JR533	1	Mitsubishi Points Distributor
Stellar Prima (NZ Market) 1986-89 4 Cyl 2.0L 4G33 SOHC			
Ignition – Distributor Cap	JP558	1	Mitsubishi Electronic Distributor
Ignition – Distributor Rotor	JR555	1	Mitsubishi Electronic Distributor
Terracan Incl. Highlander 11/01-1/07 V6 Cyl 3.5L G6CU DOHC 24V EPFI 4WD			
Sensor – Air Flow / MAF	CAF023	1	
Sensor – Exhaust Oxygen	COS938	1	Direct Fit 4 Wire
Sensor – Exhaust Oxygen – Universal	COS724	1	Universal 4 Wire
Terracan CRDi 1/05-on 4 Cyl 2.9L J3 DOHC 16V CRDi 4WD			
Sensor – Air Flow / MAF	CAF017	1	
Tiburon 3/02-4/04 4 Cyl 2.0L Beta/G4GC DOHC 16V EPFI FWD			
Ignition – Coil – Standard	CC333	1	
Sensor – Air Flow / MAF	CAF026	1	
Sensor – Exhaust Oxygen	COS869	1	Direct Fit 4 Wire
Sensor – Exhaust Oxygen – Universal	COS724	1	Universal 4 Wire
Tiburon 3/02-1/07 V6 Cyl 2.7L Delta/G6BA DOHC 24V EPFI FWD			
Sensor – Air Flow / MAF	CAF025	1	
Sensor – Air Temperature – Inlet	CAT005	1	
Trajjet 5/00-on V6 Cyl 2.7L G6BAX DOHC 24V EPFI FWD			
Sensor – Air Flow / MAF	CAF025	1	
Sensor – Air Temperature – Inlet	CAT005	1	
Sensor – Camshaft	CSCA97	1	Top Dead Centre
Sensor – Crankshaft	CSCA33	1	
Switch – Oil Pressure Warning Light	CPS37	1	
Valve – Idle Speed Control	CIA012	1	

APPLICATION GUIDE



Hyundai	Part No	Qty	Notes
Tucson			
8/04-on V6 Cyl 2.7L G6BA3 DOHC 24V EPFI FT4WD			
Sensor – Air Flow / MAF	CAF025	1	Top Dead Centre
Sensor – Air Temperature – Inlet	CAT005	1	
Sensor – Camshaft	CSCA97	1	
Sensor – Coolant Temperature	CCS39	1	
Sensor – Crankshaft	CSCA33	1	
Valve – Idle Speed Control	CIA012	1	
Tucson City			
10/05-on 4 Cyl 2.0L G4GC DOHC 16V EPFI 4WD			
Ignition – Coil – Standard	CC340	1	Direct Fit 4 Wire Universal 4 Wire
Sensor – Air Flow / MAF	CAF025	1	
Sensor – Coolant Temperature	CCS39	1	
Sensor – Crankshaft	CSCA31	1	
Sensor – Exhaust Oxygen	COS869	1	
Sensor – Exhaust Oxygen – Universal	COS724	1	
Sensor – Throttle Position	CTPS108	1	
Switch – Oil Pressure Warning Light	CPS37	1	
International			
Acco A Series: B Series			
1972-79 V8 Cyl			
Ignition – Coil – Standard	CIC32R	1	Holley Points Distributor Holley Points Distributor Holley Points Distributor Holley Points Distributor
Ignition – Coil – Heavy Duty Oil Filled Type	C80R	1	
Ignition – Coil – Heavy Duty Epoxy Type	CC254	1	
Ignition – Distributor Cap	F090	1	
Ignition – Distributor Condenser	BC660	1	
Ignition – Distributor Points / Contact Set	S84V	1	
Ignition – Distributor Rotor	F075	1	
Acco C Series			
1980-84 V8 Cyl			
Ignition – Distributor Cap	BD162	1	Autolite Electronic Distributor
Ignition – Distributor Rotor	DR163	1	Autolite Electronic Distributor
D Line			
1972-79 6 Cyl 4.6L			
Ignition – Coil – Standard	CIC32R	1	Bosch Points Distributor Bosch Points Distributor
Ignition – Coil – Heavy Duty Oil Filled Type	C80R	1	
Ignition – Coil – Heavy Duty Epoxy Type	CC254	1	
Ignition – Distributor Cap	BH74	1	
Ignition – Distributor Rotor	BH73	1	
D Line			
1978-79 V8 Cyl			
Ignition – Coil – Standard	CIC32R	1	Holley Points Distributor Holley Points Distributor Holley Points Distributor Holley Points Distributor
Ignition – Coil – Heavy Duty Oil Filled Type	C80R	1	
Ignition – Coil – Heavy Duty Epoxy Type	CC254	1	
Ignition – Distributor Cap	F090	1	
Ignition – Distributor Condenser	BC660	1	
Ignition – Distributor Points / Contact Set	S84V	1	
Ignition – Distributor Rotor	F075	1	

APPLICATION GUIDE



International	Part No	Qty	Notes
V Series Truck V345: V392			
1978-83 V8 Cyl 345ci: 392ci			
Ignition – Coil – Standard	CIC32R	1	
Ignition – Coil – Heavy Duty Oil Filled Type	C80R	1	
Ignition – Coil – Heavy Duty Epoxy Type	CC254	1	
Ignition – Distributor Cap	BD162	1	Autolite Points Distributor
Ignition – Distributor Condenser	BC868	1	Autolite Points Distributor
Ignition – Distributor Points / Contact Set	S85V	1	Autolite Points Distributor
Ignition – Distributor Rotor	DR163	1	Autolite Points Distributor
V Series Truck V304: V345: V392: V404: V446: V537			
1980-on V8 Cyl 345ci: 392ci			
Ignition – Distributor Cap	BD162	1	Autolite Electronic Distributor
Ignition – Distributor Rotor	DR163	1	Autolite Electronic Distributor
Isuzu			
Bellet			
9/64-1/71 4 Cyl 1.5L: 1.6L Carb. RWD			
Ignition – Distributor Cap	JP520	1	Hitachi Points Distributor
Ignition – Distributor Condenser	NC203	1	Hitachi Points Distributor
Ignition – Distributor Points / Contact Set	S219VU	1	Hitachi Points Distributor
Ignition – Distributor Rotor	JR517	1	Hitachi Points Distributor
Big Horn UBS13 (NZ Market)			
1981-87 4 Cyl 2.0L G200Z			
Ignition – Coil – Standard	CC211	1	Denso Points Distributor
Ignition – Distributor Cap	JP534	1	Denso Points Distributor
Ignition – Distributor Condenser	TC209	1	Denso Points Distributor
Ignition – Distributor Points / Contact Set	S214V	1	Denso Points Distributor
Ignition – Distributor Rotor	JR527	1	Denso Points Distributor
Big Horn UBS17 (NZ Market)			
7/88-3/92 4 Cyl 2.6L 4ZE1			
Ignition – Distributor Cap	JP734	1	Denso Electronic Distributor
Ignition – Distributor Rotor	JR651	1	Denso Electronic Distributor
Florain			
12/68-1/71 4 Cyl 1.6L Carb. RWD			
Ignition – Distributor Cap	JP520	1	Hitachi Points Distributor
Ignition – Distributor Condenser	NC203	1	Hitachi Points Distributor
Ignition – Distributor Points / Contact Set	S219VU	1	Hitachi Points Distributor
Ignition – Distributor Rotor	JR517	1	Hitachi Points Distributor
LUV KB20			
1972-77 4 Cyl 1.6L G161Z SOHC 8V Carb. RWD			
Ignition – Coil – Standard	CIC32R	1	
Ignition – Coil – Heavy Duty Oil Filled Type	C80R	1	
Ignition – Coil – Heavy Duty Epoxy Type	CC254	1	
Ignition – Distributor Cap	JP520	1	Hitachi Points Distributor: To 1974
Ignition – Distributor Cap	JP534	1	Denso Points Distributor: From 1974
Ignition – Distributor Condenser	MC418	1	Denso and Hitachi Points Distributor
Ignition – Distributor Points / Contact Set	S219VU	1	Hitachi Points Distributor: To 1974
Ignition – Distributor Points / Contact Set	S214V	1	Denso Points Distributor: From 1974
Ignition – Distributor Rotor	JR517	1	Hitachi Points Distributor: To 1974
Ignition – Distributor Rotor	JR527	1	Denso Points Distributor: From 1974
Sensor – Temperature Gauge	CTS138	1	
Switch – Oil Pressure Warning Light	CPS23	1	
MU UCS17 (NZ Market)			
1989-93 4 Cyl 2.6L 4ZE1			
Ignition – Distributor Cap	JP574	1	Denso Electronic Distributor

APPLICATION GUIDE



Jaguar	Part No	Qty	Notes
420			
1966-71 6 Cyl 4.2L Carb. RWD			
Ignition – Coil – Standard	CIC32R	1	
Ignition – Coil – Heavy Duty Oil Filled Type	C80R	1	
Ignition – Coil – Heavy Duty Epoxy Type	CC254	1	
Ignition – Distributor Condenser	LC103	1	Lucas Points Distributor
Ignition – Distributor Points / Contact Set	L19V	1	Lucas Points Distributor
Ignition – Distributor Rotor	BD250	1	Lucas Points Distributor
E Type Series II			
3/69-5/72 6 Cyl 4.2L DOHC Carb. RWD			
Ignition – Coil – Standard	CIC32R	1	
Ignition – Coil – Heavy Duty Oil Filled Type	C80R	1	
Ignition – Coil – Heavy Duty Epoxy Type	CC254	1	
Ignition – Distributor Condenser	LC103	1	Lucas Points Distributor
Ignition – Distributor Points / Contact Set	L19V	1	Lucas Points Distributor
Ignition – Distributor Rotor	BD250	1	Lucas Points Distributor
Sensor – Temperature Gauge	CTS119	1	
Switch – Oil Pressure Warning Light	CPS35	1	
E Type Series III			
6/72-10/74 V12 Cyl 5.3L SOHC Carb. RWD			
Sensor – Temperature Gauge	CTS119	1	
Switch – Oil Pressure Warning Light	CPS35	1	
Mk.10			
8/65-10/66 6 Cyl 4.2L Carb. RWD			
Ignition – Coil – Standard	CIC32R	1	
Ignition – Coil – Heavy Duty Oil Filled Type	C80R	1	
Ignition – Coil – Heavy Duty Epoxy Type	CC254	1	
Ignition – Distributor Condenser	LC103	1	Lucas Points Distributor
Ignition – Distributor Points / Contact Set	L19V	1	Lucas Points Distributor
Ignition – Distributor Rotor	BD250	1	Lucas Points Distributor
Sovereign			
1/83-3/87 6 Cyl 4.2L 8L DOHC EFI RWD			
Ignition – Module	CM410	1	
Sovereign			
3/87-9/89 6 Cyl 3.6L 9DPBP DOHC 24V EFI RWD			
Sensor – Exhaust Oxygen	COS786	1	Direct Fit 3 Wire
Sensor – Exhaust Oxygen – Universal	COS721	1	Universal 3 Wire
V12			
11/89-1/93 V12 Cyl 5.3L 7P SOHC 24V EFI RWD			
Sensor – Exhaust Oxygen	COS748	1	Direct Fit 1 Wire
Sensor – Exhaust Oxygen – Universal	COS720	1	Universal 1 Wire
XJ6 (NZ Market)			
1968-87 6 Cyl 4.2L XK			
Ignition – Coil – Standard	CC211	1	Lucas Points Distributor
Ignition – Distributor Cap	BD286	1	Lucas Points Distributor
Ignition – Distributor Rotor	BD250	1	Lucas Points Distributor
XJ6			
4/69-11/73 6 Cyl 2.8L 7G DOHC 12V Carb. RWD			
Ignition – Coil – Standard	CIC32R	1	
Ignition – Coil – Heavy Duty Oil Filled Type	C80R	1	
Ignition – Coil – Heavy Duty Epoxy Type	CC254	1	
Ignition – Distributor Cap	BD286	1	Lucas Points Distributor: Std lead towers
Ignition – Distributor Condenser	LC103	1	Lucas Points Distributor
Ignition – Distributor Points / Contact Set	L19V	1	Lucas Points Distributor
Ignition – Distributor Rotor	BD250	1	Lucas Points Distributor
Switch – Oil Pressure Warning Light	CPS35	1	

APPLICATION GUIDE



Jaguar	Part No	Qty	Notes
XJ6 Series I			
1969-74 6 Cyl 4.2L DOHC Carb. RWD			
Switch – Oil Pressure Warning Light	CPS35	1	
XJ6 Series II			
1974-7/79 6 Cyl 4.2L Carb. RWD			
Ignition – Coil – Standard	CIC32R	1	
Ignition – Coil – Heavy Duty Oil Filled Type	C80R	1	
Ignition – Coil – Heavy Duty Epoxy Type	CC254	1	
Ignition – Distributor Cap	BD286	1	Lucas Points Distributor: To 1976
Ignition – Distributor Cap	BD290	1	Lucas Points Distributor: From 1975
Ignition – Distributor Condenser	LC103	1	Lucas Points Distributor: To 1976
Ignition – Distributor Condenser	LC104	1	Lucas Points Distributor: From 1975
Ignition – Distributor Points / Contact Set	L19V	1	Lucas Points Distributor
Ignition – Distributor Rotor	BD250	1	Lucas Points Distributor: To 1976
Ignition – Distributor Rotor	BD287	1	Lucas Points Distributor: From 1975
Sensor – Temperature Gauge	CTS119	1	
Switch – Oil Pressure Warning Light	CPS35	1	
XJ6 Series III			
8/79-3/87 6 Cyl 4.2L 8L DOHC EFI RWD			
Ignition – Distributor Cap	BD740	1	Lucas Electronic Distributor: From 1980
Ignition – Distributor Rotor	BD287	1	Lucas Electronic Distributor: From 1980
Sensor – Exhaust Oxygen – Universal	COS720	1	Universal 1 Wire
Sensor – Temperature Gauge	CTS119	1	
Switch – Oil Pressure Warning Light	CPS35	1	
XJ12 Series I: Series II			
3/73-76 V12 Cyl 5.3L 7P SOHC 24V 4 x Carb. RWD			
Sensor – Temperature Gauge	CTS119	1	
Switch – Oil Pressure Warning Light	CPS35	1	
XJ12: XJR-S			
11/92-10/94 V12 Cyl 6.0L 8C SOHC 24V EFI RWD			
Sensor – Temperature Gauge	CTS119	1	
Switch – Oil Pressure Warning Light	CPS35	1	
XJS			
9/76-9/93 V12 Cyl 5.3L 7P SOHC 24V EFI RWD			
Ignition – Module	CM410	1	From 11/1982
Sensor – Exhaust Oxygen – Universal	COS720	1	Universal 1 Wire
Sensor – Temperature Gauge	CTS119	1	
Switch – Oil Pressure Warning Light	CPS35	1	
XJS Sport			
2/92-10/95 6 Cyl 4.0L DOHC 24V EFI RWD			
Sensor – Exhaust Oxygen	COS786	1	Direct Fit 3 Wire
Sensor – Exhaust Oxygen – Universal	COS721	1	Universal 3 Wire
XJS			
10/93-10/95 V12 Cyl 6.0L 8S SOHC 24V MPFI RWD			
Sensor – Exhaust Oxygen	COS786	1	Direct Fit 3 Wire
Sensor – Exhaust Oxygen – Universal	COS721	1	Universal 3 Wire
XJS (NZ Market)			
1977-96 V12 Cyl			
Ignition – Coil – Standard	CC215	1	Lucas Electronic Distributor
Ignition – Distributor Cap	BD294	1	Lucas Electronic Distributor

APPLICATION GUIDE



Jeep	Part No	Qty	Notes
Cherokee			
3/79-4/85 V8 Cyl 5.9L OHV 16V Carb. 4WD			
Ignition – Coil – Standard	C1C32R	1	
Ignition – Coil – Heavy Duty Oil Filled Type	C80R	1	
Ignition – Coil – Heavy Duty Epoxy Type	CC254	1	
Ignition – Distributor Cap	DR102	1	Delco Points Distributor
Ignition – Distributor Condenser	DC10	1	Delco Points Distributor
Ignition – Distributor Points / Contact Set	S143V	1	Delco Points Distributor
Ignition – Distributor Rotor	DR65	1	Delco Points Distributor: Standard Rotor
Ignition – Distributor Rotor	DR1670	1	Delco Points Distributor: Performance Rotor
Ignition – Distributor Rotor	DR157	1	Ford Electronic Distributor: From 1982
Cherokee JF4N (NZ Market)			
1993-on 6 Cyl 4.0L MX			
Ignition – Distributor Cap	BD30	1	Mopar – Electronic Distributor
Ignition – Distributor Rotor	DR31	1	Mopar – Electronic Distributor
Cherokee XJ			
4/94-1/98 6 Cyl 4.0L MX OHV 12V EFI 4WD			
Ignition – Distributor Cap	BD30	1	Mopar Electronic Distributor
Ignition – Distributor Rotor	DR31	1	Mopar Electronic Distributor
Sensor – Crankshaft	CSCA27	1	
Sensor – Exhaust Oxygen	COS803	1	Direct Fit 4 Wire
Sensor – Exhaust Oxygen – Universal	COS724	1	Universal 4 Wire
Sensor – MAP	CMS206	1	To 1995
Grand Cherokee J4GZ (NZ Market)			
1994-on 6 Cyl 4.0L MX			
Ignition – Distributor Cap	BD30	1	Mopar – Electronic Distributor
Ignition – Distributor Rotor	DR31	1	Mopar – Electronic Distributor
Grand Cherokee ZG			
3/96-7/99 6 Cyl 4.0L MX OHV 12V EFI 4WD			
Ignition – Distributor Cap	BD30	1	Mopar Electronic Distributor
Ignition – Distributor Rotor	DR31	1	Mopar Electronic Distributor
Grand Cherokee WJ: WG			
7/99-5/05 V8 Cyl 4.7L 8N SOHC 16V MPFi 4WD			
Sensor – Camshaft	CSCA105	1	
Wrangler TJ			
10/96-1/05 6 Cyl 4.0L MX OHV 12V MPFi 4WD			
Ignition – Distributor Cap	BD30	1	Mopar Electronic Distributor
Ignition – Distributor Rotor	DR31	1	Mopar Electronic Distributor
Sensor – Exhaust Oxygen	COS827	1	Direct Fit 4 Wire
Sensor – Exhaust Oxygen – Universal	COS724	1	Universal 4 Wire
Kia			
Carnival			
9/99-12/01 V6 Cyl 2.5L KV6 DOHC 24V MPFi FWD			
Sensor – Air Flow / MAF	CAF016	1	From 9/2000 To 7/2001
Sensor – Camshaft	CSCA73	1	
Sensor – Crankshaft	CSCA74	1	4 Speed Auto Transmission
Sensor – Throttle Position	CTPS100	1	
Switch – Brake Light	CSL47	1	To 7/2001

APPLICATION GUIDE



Kia	Part No	Qty	Notes
Credos 5/98-4/01 4 Cyl 2.0L FE K2114 DOHC 16V MPFi FWD			
Ignition – Coil – Standard	CC335	1	
Ignition – Distributor Cap	JP698	1	Mitsubishi Electronic Distributor
Ignition – Distributor Rotor	DR792	1	Mitsubishi Electronic Distributor
Sensor – Crankshaft	CSCA12	1	
Sensor – Exhaust Oxygen	COS896	1	Direct Fit 3 Wire
Sensor – Exhaust Oxygen – Universal	COS721	1	Universal 3 Wire
Switch – Brake Light	CSL47	1	
Mentor 12/96-5/98 4 Cyl 1.5L B5 SOHC 8V MPFi FWD			
Ignition – Distributor Cap	JP698	1	Mitsubishi Electronic Distributor
Ignition – Distributor Rotor	DR792	1	Mitsubishi Electronic Distributor
Sensor – Air Temperature – Inlet	CAT005	1	
Sensor – Coolant Temperature	CCS20	1	
Sensor – Crankshaft	CSCA77	1	In Distributor
Sensor – Exhaust Oxygen	COS906	1	Direct Fit 3 Wire
Sensor – Exhaust Oxygen – Universal	COS721	1	Universal 3 Wire
Sensor – MAP	CMS206	1	
Sensor – Temperature Gauge	CTS110	1	
Switch – Oil Pressure Warning Light	CPS37	1	
Switch – Radiator Fan	CFS59	1	
Mentor 5/98-6/00 4 Cyl 1.5L BF DOHC 16V MPFi FWD			
Sensor – Crankshaft	CSCA192	1	
Sensor – MAP	CMS206	1	
Sensor – Temperature Gauge	CTS110	1	
Sensor – Throttle Position	CTPS100	1	
Switch – Brake Light	CSL47	1	
Switch – Oil Pressure Warning Light	CPS37	1	
Mentor 5/98-6/00 4 Cyl 1.8L TE DOHC 16V MPFi FWD			
Ignition – Coil – Standard	CC385	4	
Sensor – Air Temperature – Inlet	CAT005	1	To 1/2001
Optima 5/01-2/03 V6 Cyl 2.5L G6BV DOHC 24V ESPFi FWD			
Sensor – Air Flow / MAF	CAF025	1	
Pregio Diesel 7/02-6/04 4 Cyl 2.7L J2 SOHC 8V Di RWD			
Sensor – Temperature Gauge	CTS110	1	
Switch – Oil Pressure Warning Light	CPS37	1	
Rio 7/00-12/02 4 Cyl 1.5L A5D DOHC 16V MPFi FWD			
Sensor – Exhaust Oxygen	COS926	1	Direct Fit 4 Wire: Manifold
Sensor – Exhaust Oxygen	COS927	1	Direct Fit 4 Wire: Engine Pipe: To 7/2002
Sensor – Exhaust Oxygen	COS915	1	Direct Fit 4 Wire: Engine Pipe: From 7/2002
Sensor – Exhaust Oxygen – Universal	COS724	2	Universal 4 Wire: Manifold and Engine Pipe
Sensor – Throttle Position	CTPS100	1	
Switch – Brake Light	CSL47	1	4 Speed Auto Transmission
Switch – Oil Pressure Warning Light	CPS37	1	
Shuma 1/00-4/01 4 Cyl 1.8L TE DOHC 16V MPFi FWD			
Sensor – Air Temperature – Inlet	CAT005	1	To 1/2001
Sensor – Throttle Position	CTPS100	1	

APPLICATION GUIDE



Kia	Part No	Qty	Notes
Sorento 2/03-on V6 Cyl 3.5L G6CU DOHC 24V MPFi 4WD			
Sensor – Air Flow / MAF	CAF023	1	
Sensor – Exhaust Oxygen	COS938	1	Direct Fit 4 Wire: LH and RH Side Front
Sensor – Exhaust Oxygen – Universal	COS724	4	Universal 4 Wire: LH and RH Side Front & Rear
Sportage 12/96-6/04 4 Cyl 2.0L FED DOHC 16V MPFi 4WD			
Ignition – Coil – Standard	CC334	2	
Sensor – Camshaft	CSCA100	1	To 12/2002
Sensor – Crankshaft	CSCA14	1	To 3/1998
Sensor – Crankshaft	CSCA12	1	From 4/1998
Sensor – Knock Control	CKS115	1	To 12/2002
Sensor – Throttle Position	CTPS100	1	To 12/2002
Switch – Brake Light	CSL47	1	To 12/2002
Switch – Oil Pressure Warning Light	CPS37	1	To 12/2002
Switch – Radiator Fan	CFS59	1	
Sportage KM 4/05-on V6 Cyl 2.7L G6BA DOHC 24V EPFi 4WD			
Sensor – Air Temperature – Inlet	CAT005	1	
Sensor – Coolant Temperature	CCS39	1	
Valve – Idle Speed Control	CIA012	1	
Lada			
Niva 2121 (NZ Market) 1983-88 4 Cyl 1.6L			
Ignition – Distributor Cap	BD201	1	UDS Points Distributor
Ignition – Distributor Rotor	DR204	1	UDS Points Distributor
Niva Carb 7/83-12/95 4 Cyl 1.6L SOHC Carb. 4WD			
Ignition – Coil – Standard	CIC31	1	
Ignition – Coil – Heavy Duty Oil Filled Type	C80	1	
Ignition – Distributor Cap	BD201	1	UDS Points Distributor: To 1987
Ignition – Distributor Condenser	MC40	1	UDS Points Distributor: To 1987
Ignition – Distributor Points / Contact Set	S152V	1	UDS Points Distributor: To 1987
Ignition – Module	CM409	1	
Niva 2105 (NZ Market) 1986-91 4 Cyl 1.5L			
Ignition – Distributor Cap	BD201	1	UDS Points Distributor
Ignition – Distributor Rotor	DR204	1	UDS Points Distributor
Niva 2106 (NZ Market) 1988-89 4 Cyl 1.6L			
Ignition – Distributor Cap	BD201	1	UDS Points Distributor
Ignition – Distributor Rotor	DR204	1	UDS Points Distributor
Niva EFi 9/90-6/95 4 Cyl 1.6L SOHC EFi 4WD			
Ignition – Module	CM409	1	
Sensor – Temperature Gauge	CTS132	1	
Switch – Oil Pressure Warning Light	CPS21	1	
Switch – Radiator Fan	CFS33	1	
Samara 2104 (NZ Market) 1986-94 4 Cyl 1.5L VAZ21083			
Ignition – Distributor Cap	BD201	1	UDS Points Distributor
Ignition – Distributor Rotor	DR204	1	UDS Points Distributor

APPLICATION GUIDE



Lada	Part No	Qty	Notes
Samara 2109 (NZ Market) 1986-96 4 Cyl 1.5L VAZ21083			
Ignition – Distributor Cap	BD201	1	UDS Points Distributor
Ignition – Distributor Rotor	DR204	1	UDS Points Distributor
Samara 2108 (NZ Market) 1988-89 4 Cyl 1.5L VAZ21083			
Ignition – Coil – Standard	CC215	1	UDS Points Distributor
Ignition – Distributor Cap	BD201	1	UDS Points Distributor
Ignition – Distributor Rotor	DR204	1	UDS Points Distributor
Samara 7/88-5/91 4 Cyl 1.3L 2108 SOHC Carb. FWD			
Ignition – Distributor Rotor	DR204	1	UDS Electronic Distributor
Sensor – Temperature Gauge	CTS132	1	
Switch – Oil Pressure Warning Light	CPS21	1	
Switch – Radiator Fan	CFS33	1	
Lancia			
Beta 3/74-12/76 4 Cyl 1.8L DOHC Carb. FWD			
Ignition – Coil – Standard	CIC31	1	Bosch Points Distributor: To 1975
Ignition – Coil – Heavy Duty Oil Filled Type	C80	1	
Ignition – Distributor Cap	BH100	1	
Ignition – Distributor Points / Contact Set	S11V	1	
Ignition – Distributor Rotor	DR460	1	
Beta 6/76-5/82 4 Cyl 2.0L DOHC Carb. FWD			
Ignition – Coil – Standard	CIC32R	1	Bosch Points Distributor: To 1977
Ignition – Coil – Heavy Duty Oil Filled Type	C80R	1	
Ignition – Coil – Heavy Duty Epoxy Type	CC254	1	
Ignition – Distributor Cap	BH100	1	
Ignition – Distributor Points / Contact Set	S15V	1	
Ignition – Distributor Rotor	BH89	1	
Beta HPE 3/77-9/85 4 Cyl 2.0L 828BC1000 DOHC 2xCarb. FWD			
Ignition – Coil – Standard	CIC31	1	Bosch Electronic Distributor: From 1982 Marelli Points Distributor: From 1978 To 1982
Ignition – Coil – Heavy Duty Oil Filled Type	C80	1	
Ignition – Distributor Cap	BH136	1	
Ignition – Distributor Condenser	DC10	1	
Ignition – Distributor Points / Contact Set	S156	1	
Ignition – Distributor Rotor	BH95	1	
Ignition – Module	CM410	1	
Landrover			
3.5 3/81-12/91 V8 Cyl 3.5L Carb. 4WD			
Ignition – Coil – Standard	CIC32R	1	Lucas Points Distributor: To 1984
Ignition – Coil – Heavy Duty Oil Filled Type	C80R	1	
Ignition – Coil – Heavy Duty Epoxy Type	CC254	1	
Ignition – Distributor Cap	BD280	1	
Ignition – Distributor Condenser	LC103	1	
Ignition – Distributor Points / Contact Set	S261	1	
Ignition – Distributor Rotor	DR71	1	

APPLICATION GUIDE



Landrover	Part No	Qty	Notes
110			
11/84-85 V8 Cyl 3.5L OHV Carb. 4WD			
Ignition – Distributor Cap	BD280	1	Lucas Electronic Distributor
Ignition – Distributor Rotor	BD299	1	Lucas Electronic Distributor
Sensor – Temperature Gauge	CTS119	1	
Defender 110 Turbo Diesel			
3/92-3/99 4 Cyl 2.5L 11L OHV Di 4WD			
Switch – Radiator Fan	CFS84	1	
Discovery			
4/91-10/93 V8 Cyl 3.5L 22D OHV 16V EFi 4WD			
Ignition – Distributor Cap	JP832	1	Lucas Electronic Distributor
Ignition – Distributor Rotor	BD299	1	Lucas Electronic Distributor
Sensor – Coolant Temperature	CCS35	1	
Sensor – Temperature Gauge	CTS119	1	
Discovery (NZ Market)			
1991-on V8 Cyl 3.5:3.9L 22D			
Ignition – Distributor Cap	BD280	1	Lucas Points Distributor
Ignition – Distributor Rotor	DR71	1	Lucas Points Distributor
Discovery Turbo Diesel			
3/92-3/99 4 Cyl 2.5L 12L OHV 8V Di 4WD			
Switch – Radiator Fan	CFS84	1	
Discovery			
11/93-3/99 V8 Cyl 3.9L 38D OHV 16V MPFi 4WD			
Ignition – Module	CM476	1	
Freelander			
2/98-on 4 Cyl 1.8L K DOHC 16V MPFi 4WD			
Ignition – Distributor Cap	BD896	1	Lucas Electronic Distributor
Ignition – Distributor Rotor	BD897	1	Lucas Electronic Distributor
Series 1: 2: 2A: 3			
1956-12/80 4 Cyl 2.3L 4WD			
Ignition – Coil – Standard	C1C31	1	
Ignition – Coil – Heavy Duty Oil Filled Type	C80	1	
Ignition – Distributor Cap	BD270	1	Lucas Points Distributor: Series 2 & 2A
Ignition – Distributor Cap	BD276	1	Lucas Points Distributor: Series 3
Ignition – Distributor Condenser	LC103	1	Lucas Points Distributor
Ignition – Distributor Points / Contact Set	L19V	1	Lucas Points Distributor
Ignition – Distributor Rotor	BD229	1	Lucas Points Distributor
Series 2			
1968-70 6 Cyl 2.6L 4WD			
Ignition – Coil – Standard	C1C31	1	
Ignition – Coil – Heavy Duty Oil Filled Type	C80	1	
Ignition – Distributor Condenser	LC103	1	Lucas Points Distributor: To 1969
Ignition – Distributor Points / Contact Set	L19V	1	Lucas Points Distributor: To 1969
Ignition – Distributor Rotor	BD250	1	Lucas Points Distributor: To 1969
Series 3			
6/72-12/80 6 Cyl 2.6L 4WD			
Ignition – Distributor Cap	BD286	1	Lucas Points Distributor
Ignition – Distributor Condenser	LC103	1	Lucas Points Distributor
Ignition – Distributor Points / Contact Set	L19V	1	Lucas Points Distributor
Ignition – Distributor Rotor	BD250	1	Lucas Points Distributor: To 1977
Sensor – Temperature Gauge	CTS119	1	

APPLICATION GUIDE



Lexus	Part No	Qty	Notes
ES300 VCV10R 6/92-10/96 V6 Cyl 3.0L 3VZFE DOHC 24V EFi FWD			
Ignition – Coil – Standard	CC276	1	Direct Fit 1 Wire With Flange Universal 1 Wire With Flange
Ignition – Module	CM438	1	
Sensor – Exhaust Oxygen	COS730	1	
Sensor – Exhaust Oxygen – Universal	COS722	1	
Sensor – Temperature Gauge	CTS110	1	
ES300 MCV20R 10/96-9/01 V6 Cyl 3.0L 1MZFE DOHC 24V EFi FWD			
Ignition – Coil and Igniter	CC384	6	From 5/2000 To 7/2001
Sensor – Camshaft	CSCA159	1	
Sensor – Crankshaft	CSCA133	1	
Sensor – Temperature Gauge	CTS154	1	
Sensor – Throttle Position	CTPS154	1	
ES300 MCV30R 10/01-on V6 Cyl 3.0L 1MZFE DOHC 24V EPFI FWD			
Ignition – Coil and Igniter	CC384	6	RH Side No 1 Universal 4 Wire: No 1 & No 2
Sensor – Camshaft	CSCA103	1	
Sensor – Coolant Temperature	CCS21	1	
Sensor – Crankshaft	CSCA133	1	
Sensor – Exhaust Oxygen – Universal	COS724	2	
Switch – Radiator Fan	CFS69	1	
GS300 JZS160R 11/97-3/05 6 Cyl 3.0L 2JZGE DOHC 24V EFi RWD			
Ignition – Coil – Standard	CC290	3	Direct Fit 4 Wire: Manifold 1 Direct Fit 4 Wire: Pipe 1 and 2 Universal 4 Wire: Manifold and Pipe
Sensor – Air Flow / MAF	CAF034	1	
Sensor – Exhaust Oxygen	COS838	1	
Sensor – Exhaust Oxygen	COS853	1	
Sensor – Exhaust Oxygen – Universal	COS724	4	
GS300 GRS190R 3/05-on V6 Cyl 3.0L 3GRFSE DOHC 24V EDPI RWD			
Sensor – Exhaust Oxygen	COS894	2	Direct Fit 4 Wire
Sensor – Knock Control	CKS121	1	
GS430 UZS190R 3/05-on V8 Cyl 4.3L 3UZFE DOHC 32V ESPFI RWD			
Sensor – Air Flow / MAF	CAF034	1	Direct Fit 4 Wire: LH Side Manifold Universal 4 Wire: LH and RH Side Manifold
Sensor – Camshaft	CSCA109	1	
Sensor – Crankshaft	CSCA135	1	
Sensor – Exhaust Oxygen	COS844	1	
Sensor – Exhaust Oxygen – Universal	COS724	2	
Sensor – Knock Control	CKS121	1	
GS450h GWS191R Hybrid 5/06-on V6 Cyl 3.5L 2GRFSE DOHC 24V MPFI RWD			
Sensor – Air Flow / MAF	CAF034	1	Rear Direct Fit 4 Wire: LH and RH Side
Sensor – Camshaft	CSCA147	3	
Sensor – Crankshaft	CSCA138	1	
Sensor – Exhaust Oxygen	COS894	1	
Sensor – Knock Control	CKS121	1	
IS200 GXE10R 3/99-10/05 6 Cyl 2.0L 1GFE DOHC 24V ESPFI RWD			
Ignition – Coil and Igniter	CC293	6	Direct Fit 4 Wire: Rear Manifold Direct Fit 4 Wire: Pipe Universal 4 Wire: Front & Rear Manifold & Pipe
Sensor – Exhaust Oxygen	COS858	1	
Sensor – Exhaust Oxygen	COS853	1	
Sensor – Exhaust Oxygen – Universal	COS724	3	

APPLICATION GUIDE



Lexus	Part No	Qty	Notes
IS250 GSE20R			
11/05-on V6 Cyl 2.5L 4GRFSE DOHC 24V ESPFI RWD			
Sensor – Crankshaft	CSCA138	1	Direct Fit 4 Wire: LH and RH Side Manifold
Sensor – Exhaust Oxygen	COS894	2	
Sensor – Knock Control	CKS121	1	
IS300 JCE10R			
8/01-10/05 6 Cyl 3.0L 2JZGE DOHC 24V ESPFI RWD			
Ignition – Coil – Standard	CC290	3	Universal 4 Wire: Manifold and Exhaust Pipe
Sensor – Coolant Temperature	CCS21	1	
Sensor – Exhaust Oxygen – Universal	COS724	4	
LS400 UCF10R			
5/90-10/94 V8 Cyl 4.0L 1UZFE DOHC 32V EFI RWD			
Ignition – Coil – Standard	CC231	2	Twin Distributor
Ignition – Module	CM437	2	Twin Distributor: To 11/1991
Sensor – Coolant Temperature	CCS21	1	
Sensor – Exhaust Oxygen	COS847	1	Direct Fit 4 Wire: Front
Sensor – Exhaust Oxygen	COS780	1	Direct Fit 2 Wire: Rear: To 8/1992
Sensor – Exhaust Oxygen	COS781	1	Direct Fit 2 Wire With Flange: Rear: From 8/1992
Sensor – Exhaust Oxygen – Universal	COS724	1	Universal 4 Wire: Front
Sensor – Exhaust Oxygen – Universal	COS723	1	Universal 2 Wire: Rear: To 8/1992
Sensor – Exhaust Oxygen – Universal	COS725	1	Univ. 2 Wire With Flange: Rear: From 8/1992
Sensor – Temperature Gauge	CTS110	1	To 8/1992
Sensor – Temperature Gauge	CTS154	1	From 8/1992
LS400 UCF20R			
11/94-11/97 V8 Cyl 4.0L 1UZFE DOHC 32V EFI RWD			
Ignition – Coil – Standard	CC231	2	Twin Distributor
Ignition – Module	CM436	2	To 7/1997
Sensor – Coolant Temperature	CCS21	1	
Sensor – Exhaust Oxygen	COS844	1	Direct Fit 4 Wire: Front
Sensor – Exhaust Oxygen	COS853	1	Direct Fit 4 Wire: Rear
Sensor – Exhaust Oxygen – Universal	COS724	2	Universal 4 Wire: Front and Rear
Sensor – Temperature Gauge	CTS154	1	
Sensor – Throttle Position	CTPS111	1	Denso: To 7/1997
LS430 UCF30R			
11/00-on V8 Cyl 4.3L 3UZFE DOHC 32V MPFI RWD			
Ignition – Coil and Igniter	CC293	8	
Sensor – Camshaft	CSCA118	1	
Sensor – Crankshaft	CSCA135	1	
Sensor – Exhaust Oxygen	COS844	1	Direct Fit 4 Wire: LH Side Front
Sensor – Exhaust Oxygen	COS871	1	Direct Fit 4 Wire: Rear
Sensor – Exhaust Oxygen – Universal	COS724	3	Universal 4 Wire: LH and RH Side Front: Rear
LS460 USF40R			
4/07-on V8 Cyl 4.6L 1URFSE DOHC 32V MPFI RWD			
Sensor – Camshaft	CSCA147	4	No.1
Sensor – Exhaust Oxygen	COS894	1	Direct Fit 4 Wire: LH and RH Side
Sensor – Knock Control	CKS121	1	

APPLICATION GUIDE



Lexus	Part No	Qty	Notes
LX470 UZJ100R			
5/98-on V8 Cyl 4.7L 2UZFE DOHC 32V MPFi 4WD			
Ignition – Coil and Igniter	CC293	8	
Sensor – Coolant Temperature	CCS21	1	
Sensor – Crankshaft	CSCA135	1	
Sensor – Exhaust Oxygen	COS844	1	Direct Fit 4 Wire: Front
Sensor – Exhaust Oxygen	COS843	1	Direct Fit 4 Wire With Flange: Rear
Sensor – Exhaust Oxygen – Universal	COS724	1	Universal 4 Wire: Front
Sensor – Exhaust Oxygen – Universal	COS726	1	Universal 4 Wire With Flange: Rear
Sensor – Temperature Gauge	CTS154	1	
RX330 MCU38R			
4/03-1/06 V6 Cyl 3.4L 3MZFE DOHC 24V MPFi 4WD			
Sensor – Coolant Temperature	CCS21	1	
Sensor – Exhaust Oxygen	COS895	1	Direct Fit 4 Wire: Front and Rear Manifold
Sensor – Exhaust Oxygen	COS867	1	Direct Fit 4 Wire: Front Eng Pipe
Sensor – Exhaust Oxygen	COS881	1	Direct Fit 4 Wire: Rear Eng Pipe
Sensor – Exhaust Oxygen – Universal	COS724	2	Universal 4 Wire: Front and Rear Eng Pipe
Sensor – Knock Control	CKS121	1	
Switch – Oil Pressure Warning Light	CPS51	1	
RX350 GSU35R			
2/06-on V6 Cyl 3.5L 2GRFE DOHC 24V MPFi 4WD			
Sensor – Camshaft	CSCA147	1	
Sensor – Coolant Temperature	CCS52	1	
Sensor – Crankshaft	CSCA138	1	
Sensor – Knock Control	CKS121	2	
Switch – Oil Pressure Warning Light	CPS51	1	
RX400h MHU38R Hybrid			
10/06-on V6 Cyl 3.3L 3MZFE DOHC 24V MPFi 4WD			
Sensor – Air Flow / MAF	CAF034	1	
SC430 UZZ40R			
10/01-on V8 Cyl 4.3L 3UZFE DOHC 32V MPFi RWD			
Ignition – Coil and Igniter	CC293	8	
Leyland			
Marina			
4/72-12/75 4 Cyl 1.5L: 1.7L SOHC 8V Carb. RWD			
Ignition – Coil – Standard	CIC31	1	
Ignition – Coil – Heavy Duty Oil Filled Type	C80	1	
Ignition – Distributor Cap	BD278	1	Lucas Points Distributor: To 1974
Ignition – Distributor Cap	BD276	1	Lucas Points Distributor: From 1973 To 1974
Ignition – Distributor Cap	BD288	1	Lucas Points Distributor: From 1974
Ignition – Distributor Condenser	LC103	1	Lucas Points Distributor: To 1974
Ignition – Distributor Condenser	LC104	1	Lucas Points Distributor: From 1974
Ignition – Distributor Points / Contact Set	L19V	1	Lucas Points Distributor: To 1974
Ignition – Distributor Points / Contact Set	L24V	1	Lucas Points Distributor: From 1974
Ignition – Distributor Rotor	BD256	1	Lucas Points Distributor: To 1974
Ignition – Distributor Rotor	BD229	1	Lucas Points Distributor: From 1973 To 1974
Ignition – Distributor Rotor	BD287	1	Lucas Points Distributor: From 1974
Sensor – Temperature Gauge	CTS128	1	
Switch – Oil Pressure Warning Light	CPS31	1	

APPLICATION GUIDE



Leyland	Part No	Qty	Notes
Marina			
4/72-12/75 6 Cyl 2.6L SOHC 12V Carb. RWD			
Ignition – Coil – Standard	CIC32R	1	
Ignition – Coil – Heavy Duty Oil Filled Type	C80R	1	
Ignition – Coil – Heavy Duty Epoxy Type	CC254	1	
Ignition – Distributor Condenser	LC103	1	Lucas Points Distributor: To 1974
Ignition – Distributor Points / Contact Set	L19V	1	Lucas Points Distributor: To 1974
Ignition – Distributor Rotor	BD256	1	Lucas Points Distributor: To 1974
Sensor – Temperature Gauge	CTS128	1	
Switch – Oil Pressure Warning Light	CPS31	1	
Mini & Mini Moke Incl. Clubman			
3/66-12/83 4 Cyl 998cc: 1.1L: 1.3L OHV 8V Carb. FWD			
Ignition – Coil – Standard	CIC31	1	
Ignition – Coil – Heavy Duty Oil Filled Type	C80	1	
Ignition – Distributor Cap	BD278	1	Lucas Points Distributor: From 1967 To 1974
Ignition – Distributor Cap	BD276	1	Lucas Points Distributor: From 1973 To 1974
Ignition – Distributor Cap	BD288	1	Lucas Points Distributor: From 1974
Ignition – Distributor Condenser	LC103	1	Lucas Points Distributor: From 1967 To 1974
Ignition – Distributor Condenser	LC104	1	Lucas Points Distributor: From 1974
Ignition – Distributor Points / Contact Set	L19V	1	Lucas Points Distributor: From 1967 To 1974
Ignition – Distributor Points / Contact Set	L24V	1	Lucas Points Distributor: From 1974
Ignition – Distributor Rotor	BD256	1	Lucas Points Distributor: From 1967 To 1974
Ignition – Distributor Rotor	BD229	1	Lucas Points Distributor: From 1973 To 1974
Ignition – Distributor Rotor	BD287	1	Lucas Points Distributor: From 1974
Sensor – Temperature Gauge	CTS128	1	
Switch – Oil Pressure Warning Light	CPS31	1	
P76			
1972-74 6 Cyl 2.6L Carb. RWD			
Ignition – Coil – Standard	CIC32R	1	
Ignition – Coil – Heavy Duty Oil Filled Type	C80R	1	
Ignition – Coil – Heavy Duty Epoxy Type	CC254	1	
Ignition – Distributor Condenser	LC103	1	Lucas Points Distributor
Ignition – Distributor Points / Contact Set	L19V	1	Lucas Points Distributor
Ignition – Distributor Rotor	BD256	1	Lucas Points Distributor
Sensor – Temperature Gauge	CTS128	1	
Switch – Oil Pressure Warning Light	CPS31	1	
P76			
1972-74 V8 Cyl 4.4L Carb. RWD			
Ignition – Coil – Standard	CIC32R	1	
Ignition – Coil – Heavy Duty Oil Filled Type	C80R	1	
Ignition – Coil – Heavy Duty Epoxy Type	CC254	1	
Ignition – Distributor Cap	BD280	1	Lucas Points Distributor
Ignition – Distributor Condenser	LC103	1	Lucas Points Distributor
Ignition – Distributor Rotor	BD257	1	Lucas Points Distributor
Sensor – Temperature Gauge	CTS123	1	
Switch – Oil Pressure Warning Light	CPS31	1	

APPLICATION GUIDE



Mallory Performance Distributors		Part No	Qty	Notes
YC: ZC Series Twin Point Distributor 6 Cyl with 3 LOBE DISTRIBUTOR CAM				
Ignition – Distributor Cap	BD6		1	
Ignition – Distributor Condenser	UC11E		1	
Ignition – Distributor Points / Contact Set	S9100		2	
Ignition – Distributor Rotor	DR7		1	
YC: ZC Series Twin Point Distributor V8 Cyl with 4 LOBE DISTRIBUTOR CAM				
Ignition – Distributor Condenser	UC11E		1	
Ignition – Distributor Points / Contact Set	S9100		2	
Ignition – Distributor Rotor	DR7		1	
YD: YL: ZD Series Twin Point Distributor 6 Cyl with 6 LOBE DISTRIBUTOR CAM				
Ignition – Distributor Cap	AL105A		1	
Ignition – Distributor Condenser	BC3		1	
Ignition – Distributor Points / Contact Set	S9000		2	
Ignition – Distributor Rotor	DR105		1	
YD: YL: ZD Series Twin Point Distributor V8 Cyl with 8 LOBE DISTRIBUTOR CAM				
Ignition – Distributor Cap	BD2		1	
Ignition – Distributor Cap	BD65		1	Inboard Marine Applications
Ignition – Distributor Condenser	BC3		1	
Ignition – Distributor Points / Contact Set	S9000		2	
Ignition – Distributor Rotor	DR6500		1	
Ignition – Distributor Rotor	DR66		1	Inboard Marine Applications
Mazda				
2 DY: DE 12/02-on 4 Cyl 1.5L ZY DOHC 16V EPFI FWD				
Sensor – Air Flow / MAF	CAF033		1	
3 BK 1/04-on 4 Cyl 2.0L MZR DOHC 16V EPFI FWD				
Sensor – Air Flow / MAF	CAF033		1	
Sensor – Camshaft	CSCA160		1	
Sensor – Coolant Temperature	CCS40		1	
Sensor – Exhaust Oxygen – Universal	COS724		2	Universal 4 Wire: Manifold and Engine Pipe
3 BK SP23 1/04-on 4 Cyl 2.3L MZR DOHC 16V EPFI FWD				
Sensor – Air Flow / MAF	CAF033		1	
6 GY: GG 8/02-on 4 Cyl 2.3L LF DOHC 16V ESPFI FWD				
Sensor – Air Flow / MAF	CAF033		1	
Sensor – Camshaft	CSCA160		1	
6 GG Turbo 10/05-on 4 Cyl 2.3L L3 DOHC 16V ESPFI FWD				
Sensor – Camshaft	CSCA160		1	
30X EC (Eunos) 6/96-10/97 V6 Cyl 1.8L K8 DOHC 24V EFi FWD				
Sensor – Coolant Temperature	CCS21		1	
Sensor – Temperature Gauge	CTS110		1	
Switch – Oil Pressure Warning Light	CPS24		1	

APPLICATION GUIDE



Mazda	Part No	Qty	Notes
121 CD2: CD5 3/76-12/80 4 Cyl 1.8L VC: 2.0L MA SOHC 8V Carb. RWD			
Ignition – Coil – Standard	CIC32R	1	
Ignition – Coil – Heavy Duty Oil Filled Type	C80R	1	
Ignition – Coil – Heavy Duty Epoxy Type	CC254	1	
Ignition – Distributor Cap	JP542	1	Mitsubishi Points Distributor
Ignition – Distributor Condenser	MC412	1	Mitsubishi Points Distributor
Ignition – Distributor Points / Contact Set	S219VU	1	Mitsubishi Points Distributor
Ignition – Distributor Rotor	JR533	1	Mitsubishi Points Distributor
Sensor – Temperature Gauge	CTS112	1	
Switch – Oil Pressure Warning Light	CPS23	1	
121 DA 3/87-11/90 4 Cyl 1.3L B3 SOHC 8V Carb. FWD			
Ignition – Coil – Standard	CIC32R	1	
Ignition – Distributor Cap	BD107	1	Mitsubishi Electronic Distributor: To 3/1989
Ignition – Distributor Cap	JP718	1	Mitsubishi Electronic Distributor: From 4/1989
Ignition – Distributor Rotor	JR617	1	Mitsubishi Electronic Distributor: To 3/1989
Ignition – Distributor Rotor	JR641	1	Mitsubishi Electronic Distributor: From 4/1989
Ignition – Module	CM405	1	To 3/1989
Ignition – Module	CM411	1	From 4/1989
121 DA26: DA58: DA86 (NZ Market) 1987-91 4 Cyl 1.1L B1: 1.3L B3			
Ignition – Distributor Cap	JP680	1	Mitsubishi Electronic Distributor
Ignition – Distributor Rotor	JR617	1	Mitsubishi Electronic Distributor
121 DB3P (NZ Market) 1990-94 4 Cyl 1.3L B3			
Ignition – Coil – Standard	CC226	1	Mitsubishi Electronic Distributor
121 DB: DW 11/90-12/02 4 Cyl 1.3L B3: 1.5L B5 SOHC 16V EFi FWD			
Ignition – Distributor Cap	JP403	1	Mitsubishi Electronic Distributor: To 12/2000
Ignition – Distributor Rotor	JR653	1	Mitsubishi Electronic Distributor: To 12/2000
Sensor – Coolant Temperature	CCS21	1	
Sensor – Exhaust Oxygen	COS770	1	Direct Fit 3 Wire
Sensor – Exhaust Oxygen – Universal	COS721	1	Universal 3 Wire
Sensor – Temperature Gauge	CTS110	1	
Switch – Oil Pressure Warning Light	CPS21	1	
Switch – Radiator Fan	CFS42	1	DB Series
Switch – Radiator Fan	CFS65	1	DW Series
323 FA4 3/77-12/81 4 Cyl 1.3L TC: 1.4L UC SOHC 8V Carb. RWD			
Ignition – Coil – Standard	CIC32R	1	
Ignition – Coil – Heavy Duty Oil Filled Type	C80R	1	
Ignition – Coil – Heavy Duty Epoxy Type	CC254	1	
Ignition – Distributor Cap	JP542	1	Mitsubishi Points Distributor
Ignition – Distributor Condenser	MC409	1	Mitsubishi Points Distributor: 1.3L
Ignition – Distributor Condenser	MC413	1	Mitsubishi Points Distributor: 1.4L
Ignition – Distributor Points / Contact Set	S219VU	1	Mitsubishi Points Distributor
Ignition – Distributor Rotor	JR533	1	Mitsubishi Points Distributor
Sensor – Temperature Gauge	CTS112	1	To Vin FA4PS516639 & FA4TS595883
Sensor – Temperature Gauge	CTS159	1	From Vin FA4PS516639 & F4TS595882
Switch – Oil Pressure Warning Light	CPS23	1	

APPLICATION GUIDE



Mazda	Part No	Qty	Notes
323 BD 10/80-10/85 4 Cyl 1.3L E3: 1.5L E5 SOHC 8V Carb. & 2xCarb. FWD			
Ignition – Coil – Standard	CIC32R	1	Points ignition: To 12/1982
Ignition – Coil – Standard	CC259	1	Electronic ignition: From 12/1982
Ignition – Coil – Heavy Duty Oil Filled Type	C80R	1	Points ignition: To 12/1982
Ignition – Coil – Heavy Duty Epoxy Type	CC254	1	Points ignition: To 12/1982
Ignition – Distributor Cap	JP542	1	Mitsubishi Points Distributor: To 1981
Ignition – Distributor Cap	JP568	1	Mitsubishi Electronic Distributor: From 1982
Ignition – Distributor Condenser	MC417	1	Mitsubishi Points Distributor: To 1981
Ignition – Distributor Points / Contact Set	S219VU	1	Mitsubishi Points Distributor: To 1981
Ignition – Distributor Rotor	JR533	1	Mitsubishi Points Distributor: To 1981
Ignition – Distributor Rotor	JR555	1	Mitsubishi Electronic Distributor: From 1982
Ignition – Module	CM408	1	Mitsubishi Electronic Distributor: From 12/1982
Ignition – Pickup / Trigger	CIT110	1	
Sensor – Temperature Gauge	CTS111	1	
Switch – Oil Pressure Warning Light	CPS23	1	
Switch – Radiator Fan	CFS26	1	
323 BF 10/85-10/89 4 Cyl 1.6L B6 SOHC 8V Carb. FWD			
Ignition – Coil – Standard	CC259	1	
Ignition – Distributor Cap	JP684	1	Mitsubishi Electronic Distributor
Ignition – Distributor Rotor	JR619	1	Mitsubishi Electronic Distributor
Ignition – Module	CM405	1	Mitsubishi Electronic Distributor
Ignition – Pickup / Trigger	CIT111	1	Mitsubishi Electronic Distributor
Sensor – Coolant Temperature	CCS20	1	
Sensor – Temperature Gauge	CTS111	1	Leaded Fuel
Sensor – Temperature Gauge	CTS110	1	Unleaded Fuel
Switch – Oil Pressure Warning Light	CPS37	1	
Switch – Radiator Fan	CFS42	1	
323 BF 10/85-10/89 4 Cyl 1.6L B6 SOHC 8V MPFi FWD			
Ignition – Coil – Standard	CC219	1	
Ignition – Distributor Cap	BD107	1	
Ignition – Distributor Rotor	JR617	1	
Ignition – Module	CM405	1	
Ignition – Pickup / Trigger	CIT106	1	
Sensor – Coolant Temperature	CCS20	1	
Sensor – Exhaust Oxygen	COS736	1	Direct Fit 1 Wire
Sensor – Exhaust Oxygen – Universal	COS720	1	Universal 1 Wire
Sensor – Temperature Gauge	CTS111	1	To 9/1987
Sensor – Temperature Gauge	CTS110	1	From 10/1987
Sensor – Throttle Position	CTPS104	1	
Switch – Oil Pressure Warning Light	CPS37	1	
Switch – Radiator Fan	CFS42	1	
323 BF5P: BF5R: BFSP: BFSR: BT7J: BW6P (NZ Market) 1985-93 4 Cyl 1.5L E5: B5 SOHC			
Ignition – Coil – Standard	CC259	1	Mitsubishi Electronic Distributor
Ignition – Distributor Cap	JP568	1	Mitsubishi Electronic Distributor
Ignition – Distributor Rotor	JR555	1	Mitsubishi Electronic Distributor
323 BFTP (NZ Market) 1986-88 4 Cyl 1.3L B3 SOHC			
Ignition – Distributor Cap	JP680	1	Mitsubishi Electronic Distributor
Ignition – Distributor Rotor	JR617	1	Mitsubishi Electronic Distributor

APPLICATION GUIDE



Mazda	Part No	Qty	Notes
323 BFMS: BFMP (NZ Market) 1987-89 4 Cyl 1.6L B6 DOHC EFI			
Ignition – Distributor Cap	JP718	1	Mitsubishi Electronic Distributor
Ignition – Distributor Rotor	JR627	1	Mitsubishi Electronic Distributor
323 BWMR S/W (NZ Market) 1987-89 4 Cyl 1.6L B6 SOHC			
Ignition – Distributor Cap	JP680	1	Mitsubishi Electronic Distributor
Ignition – Distributor Rotor	JR617	1	Mitsubishi Electronic Distributor
323 BFMR Turbo (NZ Market) 1987-89 4 Cyl 1.6L B6T DOHC 4WD			
Ignition – Distributor Cap	JP684	1	Mitsubishi Electronic Distributor
Ignition – Distributor Rotor	JR619	1	Mitsubishi Electronic Distributor
323 BF Turbo: Incl. 4WD 10/87-8/89 4 Cyl 1.6L B6T DOHC 16V MPFI FWD			
Ignition – Coil – Standard	CC219	1	
Ignition – Distributor Cap	JP706	1	Mitsubishi Electronic Distributor
Ignition – Distributor Rotor	JR625	1	Mitsubishi Electronic Distributor
Ignition – Module	CM425	1	Mitsubishi Electronic Distributor
Ignition – Pickup / Trigger	CIT106	1	Mitsubishi Electronic Distributor: To 12/1988
Sensor – Coolant Temperature	CCS20	1	
Sensor – Exhaust Oxygen	COS736	1	Direct Fit 1 Wire
Sensor – Exhaust Oxygen – Universal	COS720	1	Universal 1 Wire
Sensor – Temperature Gauge	CTS111	1	To 9/1988
Sensor – Temperature Gauge	CTS115	1	From 10/1988
Switch – Brake Light	CSL47	1	
Switch – Oil Pressure Warning Light	CPS37	1	
Switch – Radiator Fan	CFS42	1	
323 BG (NZ Market) 1989-92 4 Cyl 1.3L B3 SOHC 16V			
Ignition – Distributor Cap	JP718	1	Mitsubishi Electronic Distributor
Ignition – Distributor Rotor	DR792	1	Mitsubishi Electronic Distributor
323 Astina BG5P (NZ Market) 1989-93 4 Cyl 1.5L B5 DOHC 16V EFI			
Ignition – Coil – Standard	CC259	1	Mitsubishi Electronic Distributor
Ignition – Distributor Cap	JP568	1	Mitsubishi Electronic Distributor
Ignition – Distributor Rotor	JR555	1	Mitsubishi Electronic Distributor
323 BG6R: BG6Z (NZ Market) 1989-93 4 Cyl 1.6L B6 SOHC 4WD			
Ignition – Distributor Cap	JP684	1	Mitsubishi Electronic Distributor
Ignition – Distributor Rotor	JR619	1	Mitsubishi Electronic Distributor
323 BG3P: BG3S (NZ Market) 1989-94 4 Cyl 1.3L B3 SOHC 16V			
Ignition – Coil – Standard	CC226	1	Mitsubishi Electronic Distributor
Ignition – Distributor Cap	JP680	1	Mitsubishi Electronic Distributor
Ignition – Distributor Rotor	DR133	1	Mitsubishi Electronic Distributor
323 BG6P: BG6S (NZ Market) 1989-94 4 Cyl 1.6L B6 DOHC EFI			
Ignition – Coil – Standard	CC226	1	Mitsubishi Electronic Distributor
Ignition – Distributor Cap	JP718	1	Mitsubishi Electronic Distributor
Ignition – Distributor Rotor	JR627	1	Mitsubishi Electronic Distributor

APPLICATION GUIDE



Mazda	Part No	Qty	Notes
323 BG8P: BG8S (NZ Market) 1989-94 4 Cyl 1.8L BP DOHC EFi			
Ignition – Distributor Cap	JP698	1	Mitsubishi Electronic Distributor
Ignition – Distributor Rotor	JR627	1	Mitsubishi Electronic Distributor
323 BG: BA 10/89-5/96 4 Cyl 1.6L B6 SOHC16V Carb. FWD			
Ignition – Coil – Standard	CC350	1	
Ignition – Distributor Cap	JP718	1	Mitsubishi Electronic Distributor
Ignition – Distributor Rotor	JR641	1	Mitsubishi Electronic Distributor
Ignition – Module	CM411	1	Mitsubishi Electronic Distributor
Ignition – Pickup / Trigger	CIT113	1	Mitsubishi Electronic Distributor
Sensor – Temperature Gauge	CTS110	1	
323 BG 10/89-8/94 4 Cyl 1.8L BP DOHC 16V MPFi FWD			
Ignition – Coil – Standard	CC226	1	
Ignition – Distributor Cap	JP698	1	Mitsubishi Electronic Distributor
Ignition – Distributor Rotor	DR792	1	Mitsubishi Electronic Distributor
Ignition – Module	CM421	1	Mitsubishi Electronic Distributor
Sensor – Coolant Temperature	CCS21	1	
Sensor – Exhaust Oxygen	COS766	1	Direct Fit 1 Wire
Sensor – Exhaust Oxygen – Universal	COS720	1	Universal 1 Wire
Sensor – Temperature Gauge	CTS110	1	
Switch – Brake Light	CSL47	1	
Switch – Oil Pressure Warning Light	CPS37	1	
323 Astina BG8P Turbo (NZ Market) 1990-94 4 Cyl 1.8L BPT DOHC			
Ignition – Distributor Cap	JP698	1	Mitsubishi Electronic Distributor
Ignition – Distributor Rotor	JR627	1	Mitsubishi Electronic Distributor
323 BG EFi (NZ Market) 1991-94 4 Cyl 1.3L B3 SOHC 16V			
Ignition – Distributor Cap	JP698	1	Mitsubishi Electronic Distributor
Ignition – Distributor Rotor	DR792	1	Mitsubishi Electronic Distributor
323 BHA5P (NZ Market) 1993-96 4 Cyl 1.5L E5 DOHC 16V			
Ignition – Distributor Cap	BD132	1	Mitsubishi Electronic Distributor
Ignition – Distributor Rotor	DR133	1	Mitsubishi Electronic Distributor
323 BA 7/94-9/98 4 Cyl 1.6L B6: 1.8L BP DOHC 16V MPFi FWD			
Ignition – Coil – Standard	CC253	1	
Ignition – Distributor Cap	BD132	1	Mitsubishi Electronic Distributor
Ignition – Distributor Rotor	DR133	1	Mitsubishi Electronic Distributor
Ignition – Module	CM411	1	Mitsubishi Electronic Distributor
Sensor – Coolant Temperature	CCS21	1	
Sensor – Crankshaft	CSCA67	1	In Distributor
Sensor – Exhaust Oxygen – Universal	COS721	1	Universal 3 Wire
Sensor – Temperature Gauge	CTS110	1	
Switch – Brake Light	CSL47	1	
Switch – Oil Pressure Warning Light	CPS37	1	

APPLICATION GUIDE



Mazda	Part No	Qty	Notes
323 BA 7/94-9/98 V6 Cyl 2.0L KF DOHC 24V MPFi FWD			
Ignition – Coil – Standard	CC252	1	
Ignition – Distributor Cap	BD134	1	Mitsubishi Electronic Distributor
Ignition – Distributor Rotor	DR135	1	Mitsubishi Electronic Distributor
Sensor – Coolant Temperature	CCS21	1	
Sensor – Crankshaft	CSCA49	1	
Sensor – Exhaust Oxygen	COS799	1	Direct Fit 3 Wire: Front: To 8/1995
Sensor – Exhaust Oxygen	COS907	1	Direct Fit 3 Wire: Front: From 9/1995
Sensor – Exhaust Oxygen	COS837	1	Direct Fit 4 Wire: Rear: From 9/1995
Sensor – Exhaust Oxygen – Universal	COS721	1	Universal 3 Wire: Front All and rear to 8/1995
Sensor – Exhaust Oxygen – Universal	COS724	1	Universal 4 Wire: Rear: From 9/1995
Sensor – Knock Control	CKS119	1	
Sensor – Temperature Gauge	CTS110	1	
Sensor – Throttle Position	CTPS149	1	
Switch – Brake Light	CSL47	1	
Switch – Oil Pressure Warning Light	CPS37	1	
323 BJ10 9/98-2/01 4 Cyl 1.6L ZMD DOHC 16V MPFi FWD			
Ignition – Coil and Igniter	CC316	2	
Sensor – Exhaust Oxygen	COS908	1	Direct Fit 4 Wire
Sensor – Exhaust Oxygen – Universal	COS724	1	Universal 4 Wire
Sensor – Temperature Gauge	CTS110	1	
Switch – Oil Pressure Warning Light	CPS37	1	
323 BJ10 9/98-2/01 4 Cyl 1.8L FPD DOHC 16V MPFi FWD			
Sensor – Exhaust Oxygen	COS909	1	Direct Fit 4 Wire: Auto Transmission
Sensor – Exhaust Oxygen	COS922	1	Direct Fit 4 Wire: Manual Transmission
Sensor – Exhaust Oxygen – Universal	COS724	1	Universal 4 Wire
Sensor – Temperature Gauge	CTS110	1	
Switch – Oil Pressure Warning Light	CPS37	1	
323 BJ20 2/01-5/02 4 Cyl 1.6L ZM DOHC 16V MPFi FWD			
Sensor – Camshaft	CSCA91	1	
Sensor – Coolant Temperature	CCS21	1	
Sensor – Crankshaft	CSCA155	1	
Sensor – Exhaust Oxygen	COS908	1	Direct Fit 4 Wire
Sensor – Exhaust Oxygen – Universal	COS724	1	Universal 4 Wire
Switch – Brake Light	CSL47	1	
Switch – Oil Pressure Warning Light	CPS37	1	
323 BJ20 2/01-5/02 4 Cyl 1.8L FP DOHC 16V MPFi FWD			
Ignition – Coil and Igniter	CC311	1	
Sensor – Camshaft	CSCA93	1	
Sensor – Coolant Temperature	CCS21	1	
Sensor – Crankshaft	CSCA47	1	
Sensor – Exhaust Oxygen	COS909	1	Direct Fit 4 Wire: Auto Transmission
Sensor – Exhaust Oxygen	COS922	1	Direct Fit 4 Wire: Manual Transmission
Sensor – Exhaust Oxygen – Universal	COS724	1	Universal 4 Wire
Switch – Brake Light	CSL47	1	
Switch – Oil Pressure Warning Light	CPS37	1	

APPLICATION GUIDE



Mazda	Part No	Qty	Notes
323 BJ20 2/01-12/03 4 Cyl 2.0L FSD DOHC 16V MPFi FWD			
Ignition – Coil and Igniter	CC311	1	From 9/2002 Direct Fit 4 Wire: Before Catalyst Universal 4 Wire: Before Catalyst
Sensor – Camshaft	CSCA93	1	
Sensor – Coolant Temperature	CCS21	1	
Sensor – Crankshaft	CSCA47	1	
Sensor – Exhaust Oxygen	COS910	1	
Sensor – Exhaust Oxygen – Universal	COS724	1	
Switch – Oil Pressure Warning Light	CPS37	1	
500 GAEP (NZ Market) 1992-95 V6 Cyl 2.0L KF			
Ignition – Distributor Cap	BD134	1	Mitsubishi Electronic Distributor
Ignition – Distributor Rotor	DR135	1	Mitsubishi Electronic Distributor
500 CA (Eunos) 6/96-9/99 V6 Cyl 2.0L KF DOHC 24V MPFi FWD			
Ignition – Distributor Cap	JP408	1	Direct Fit 4 Wire: Front Direct Fit 4 Wire: Rear Universal 4 Wire
Ignition – Distributor Rotor	JR405	1	
Sensor – Coolant Temperature	CCS21	1	
Sensor – Crankshaft	CSCA49	1	
Sensor – Exhaust Oxygen	COS764	1	
Sensor – Exhaust Oxygen	COS763	1	
Sensor – Exhaust Oxygen – Universal	COS724	2	
Sensor – Temperature Gauge	CTS110	1	
Switch – Oil Pressure Warning Light	CPS24	1	
626 CB 12/78-2/83 4 Cyl 2.0L MA SOHC 8V Carb. RWD			
Ignition – Coil – Standard	CIC32R	1	Mitsubishi Points Distributor Mitsubishi Points Distributor Mitsubishi Points Distributor Mitsubishi Points Distributor
Ignition – Coil – Heavy Duty Oil Filled Type	C80R	1	
Ignition – Coil – Heavy Duty Epoxy Type	CC254	1	
Ignition – Distributor Cap	JP542	1	
Ignition – Distributor Condenser	MC413	1	
Ignition – Distributor Points / Contact Set	S219VU	1	
Ignition – Distributor Rotor	JR533	1	
Sensor – Temperature Gauge	CTS126	1	
Switch – Oil Pressure Warning Light	CPS23	1	
626 GC 2/83-10/87 4 Cyl 2.0L FE SOHC 8V Carb. FWD			
Ignition – Coil – Standard	CC202	1	Mitsubishi Electronic Distributor Mitsubishi Electronic Distributor Mitsubishi Electronic Distributor
Ignition – Distributor Cap	JP568	1	
Ignition – Distributor Rotor	JR555	1	
Ignition – Module	CM408	1	
Sensor – Temperature Gauge	CTS111	1	
Switch – Brake Light	CSL47	1	
Switch – Oil Pressure Warning Light	CPS23	1	
Switch – Radiator Fan	CFS42	1	
626 GG: GT: GV88 (NZ Market) 1983-92 4 Cyl 1.8:2.0L F8: FE SOHC			
Ignition – Distributor Cap	JP568	1	Mitsubishi Electronic Distributor
Ignition – Distributor Rotor	JR555	1	Mitsubishi Electronic Distributor

APPLICATION GUIDE



Mazda	Part No	Qty	Notes
626 GC Turbo 1/86-10/87 4 Cyl 2.0L FE SOHC 8V SPFI FWD			
Ignition – Pickup / Trigger	CIT110	1	Mitsubishi Electronic Distributor
Sensor – Coolant Temperature	CCS20	1	
Sensor – Exhaust Oxygen	COS736	1	Direct Fit 1 Wire
Sensor – Exhaust Oxygen – Universal	COS720	1	Universal 1 Wire
Sensor – Temperature Gauge	CTS110	1	
Switch – Brake Light	CSL47	1	
Switch – Oil Pressure Warning Light	CPS23	1	
Switch – Radiator Fan	CFS42	1	
626 GD Turbo: 2WS & 4WS 10/87-12/91 4 Cyl 2.2L F2 SOHC 12V MPFI FWD			
Ignition – Coil – Standard	CC219	1	
Ignition – Distributor Cap	JP698	1	Mitsubishi Electronic Distributor
Ignition – Distributor Rotor	JR627	1	Mitsubishi Electronic Distributor: To Chassis 8210
Ignition – Distributor Rotor	DR792	1	Mitsubishi Electronic Distributor: From Chassis 8210
Ignition – Module	CM405	1	Mitsubishi Electronic Distributor
Sensor – Coolant Temperature	CCS20	1	
Sensor – Crankshaft	CSCA69	1	In Distributor
Sensor – Exhaust Oxygen	COS736	1	Direct Fit 1 Wire: To 12/1989
Sensor – Exhaust Oxygen	COS768	1	Direct Fit 1 Wire: From 1/1990
Sensor – Exhaust Oxygen – Universal	COS720	1	Universal 1 Wire
Sensor – Temperature Gauge	CTS111	1	To 10/1988
Sensor – Temperature Gauge	CTS115	1	From 10/1988 To 12/1989
Sensor – Temperature Gauge	CTS110	1	From 12/1989
Switch – Brake Light	CSL47	1	
Switch – Oil Pressure Warning Light	CPS23	1	
Switch – Radiator Fan	CFS61	1	
626 GD 10/87-6/92 4 Cyl 2.2L F2 SOHC 12V MPFI FWD			
Ignition – Coil – Standard	CC202	1	
Ignition – Distributor Cap	JP710	1	Mitsubishi Electronic Distributor
Ignition – Distributor Rotor	JR625	1	Mitsubishi Electronic Distributor
Ignition – Module	CM405	1	From 6/1988
Ignition – Pickup / Trigger	CIT107	1	Mitsubishi Electronic Distributor: From 11/1989
Sensor – Coolant Temperature	CCS20	1	
Sensor – Exhaust Oxygen	COS768	1	Direct Fit 1 Wire
Sensor – Exhaust Oxygen – Universal	COS720	1	Universal 1 Wire
Sensor – Temperature Gauge	CTS110	1	
Switch – Brake Light	CSL47	1	
Switch – Oil Pressure Warning Light	CPS23	1	
Switch – Radiator Fan	CFS42	1	
626 GV90 (NZ Market) 1988-92 4 Cyl 2.0L FE DOHC EFI			
Ignition – Distributor Cap	JP698	1	Mitsubishi Electronic Distributor
Ignition – Distributor Rotor	JR627	1	Mitsubishi Electronic Distributor

APPLICATION GUIDE



Mazda	Part No	Qty	Notes
626 GE 1/92-6/97 4 Cyl 2.0L FS DOHC 16V MPFi FWD			
Ignition – Coil – Standard	CC219	1	External Coil
Ignition – Coil – Standard	CC250	1	Hitachi Electronic Distributor
Ignition – Distributor Cap	JP736	1	Hitachi Electronic Distributor: To 5/1994
Ignition – Distributor Cap	JP404	1	Hitachi Electronic Distributor: From 6/1994
Ignition – Distributor Rotor	JR653	1	Hitachi Electronic Distributor: To 5/1994
Ignition – Distributor Rotor	JR820	1	Hitachi Electronic Distributor: From 6/1994
Ignition – Module	CM421	1	External Module
Ignition – Pickup / Trigger	CIT107	1	
Sensor – Coolant Temperature	CCS21	1	
Sensor – Crankshaft	CSCA09	1	
Sensor – Exhaust Oxygen	COS764	1	Direct Fit 4 Wire
Sensor – Exhaust Oxygen – Universal	COS724	1	Universal 4 Wire
Sensor – Temperature Gauge	CTS110	1	
Sensor – Throttle Position	CTPS147	1	
Switch – Oil Pressure Warning Light	CPS24	1	
626 GE 1/92-6/97 V6 Cyl 2.5L KL DOHC 24V MPFi FWD			
Ignition – Coil – Standard	CC250	1	
Ignition – Distributor Cap	JP726	1	Mitsubishi Electronic Distributor: To 5/1994
Ignition – Distributor Cap	BD134	1	Mitsubishi Electronic Distributor: From 6/1994
Ignition – Distributor Rotor	JR647	1	Mitsubishi Electronic Distributor: To 5/1994
Ignition – Distributor Rotor	DR135	1	Mitsubishi Electronic Distributor: From 6/1994
Ignition – Module & Pickup / Trigger	CSCA59	1	From 3/1993
Sensor – Coolant Temperature	CCS21	1	
Sensor – Exhaust Oxygen	COS764	1	Direct Fit 4 Wire: Front Pipe
Sensor – Exhaust Oxygen	COS763	1	Direct Fit 4 Wire: Rear Pipe
Sensor – Exhaust Oxygen – Universal	COS724	2	Universal 4 Wire: Front and Rear Pipe
Sensor – Knock Control	CKS119	1	
Sensor – Temperature Gauge	CTS110	1	
Sensor – Throttle Position	CTPS149	1	
Switch – Oil Pressure Warning Light	CPS24	1	
Switch – Radiator Fan	CFS61	1	
626 GESR: GFEP: GT5 (NZ Market) 1992-99 4 Cyl 2.0L FSDE DOHC EFI			
Ignition – Distributor Rotor	JR653	1	Mitsubishi Electronic Distributor
626 GW72 S/W (NZ Market) 1993-97 4 Cyl 2.0L FE SOHC 12V			
Ignition – Distributor Cap	JP568	1	Mitsubishi Electronic Distributor
Ignition – Distributor Rotor	JR555	1	Mitsubishi Electronic Distributor
626 GT5JMN1 (NZ Market) 1995-99 V6 Cyl 2.5L KL SOHC 24V EFI			
Ignition – Distributor Cap	JP726	1	Mitsubishi Electronic Distributor
Ignition – Distributor Rotor	DR135	1	Mitsubishi Electronic Distributor

APPLICATION GUIDE



Mazda	Part No	Qty	Notes
626 GF			
7/97-8/02 4 Cyl 2.0L FSD DOHC 16V SMPFI FWD			
Ignition – Coil – Standard	CC240	1	
Ignition – Distributor Cap	JP698	1	Mitsubishi Electronic Distributor
Ignition – Distributor Rotor	JR627	1	Mitsubishi Electronic Distributor
Sensor – Coolant Temperature	CCS21	1	
Sensor – Crankshaft	CSCA09	1	
Sensor – Exhaust Oxygen	COS909	1	Direct Fit 4 Wire: Auto Transmission
Sensor – Exhaust Oxygen	COS922	1	Direct Fit 4 Wire: Manual Transmission
Sensor – Exhaust Oxygen – Universal	COS724	1	Universal 4 Wire
Sensor – Temperature Gauge	CTS110	1	
Sensor – Throttle Position	CTPS147	1	
Switch – Oil Pressure Warning Light	CPS24	1	
808			
3/72-12/78 4 Cyl 1.3L TC: 1.6L NA SOHC 8V Carb. RWD			
Ignition – Coil – Standard	CIC32R	1	
Ignition – Coil – Heavy Duty Oil Filled Type	C80R	1	
Ignition – Coil – Heavy Duty Epoxy Type	CC254	1	
Ignition – Distributor Cap	JP542	1	Mitsubishi Points Distributor: To 1977
Ignition – Distributor Condenser	MC412	1	Mitsubishi Points Distributor: To 1977
Ignition – Distributor Points / Contact Set	S219VU	1	Mitsubishi Points Distributor: To 1977
Ignition – Distributor Rotor	JR533	1	Mitsubishi Points Distributor: To 1977
Sensor – Temperature Gauge	CTS112	1	
Switch – Oil Pressure Warning Light	CPS23	1	
929 LA: HB			
8/73-12/83 4 Cyl 1.8L VC: 2.0L MA SOHC 8V Carb. RWD			
Ignition – Coil – Standard	CIC32R	1	
Ignition – Coil – Heavy Duty Oil Filled Type	C80R	1	
Ignition – Coil – Heavy Duty Epoxy Type	CC254	1	
Ignition – Distributor Cap	JP542	1	Mitsubishi Points Distributor
Ignition – Distributor Condenser	MC412	1	Mitsubishi Points Distributor: 1.8L
Ignition – Distributor Condenser	MC413	1	Mitsubishi Points Distributor: 2.0L
Ignition – Distributor Points / Contact Set	S219VU	1	Mitsubishi Points Distributor
Ignition – Distributor Rotor	JR533	1	Mitsubishi Points Distributor
Sensor – Temperature Gauge	CTS126	1	2.0L: To 2/1982
Sensor – Temperature Gauge	CTS112	1	2.0L: From 3/1982
Switch – Oil Pressure Warning Light	CPS23	1	
929 HB			
2/84-6/87 4 Cyl 2.0L FE SOHC 8V Carb. RWD			
Ignition – Coil – Standard	CIC32R	1	To 1985
Ignition – Coil – Heavy Duty Oil Filled Type	C80R	1	To 1985
Ignition – Coil – Heavy Duty Epoxy Type	CC254	1	To 1985
Ignition – Distributor Cap	JP542	1	Mitsubishi Electronic Distributor: To 1985
Ignition – Distributor Cap	JP568	1	Mitsubishi Electronic Distributor: From 1986
Ignition – Distributor Rotor	JR533	1	Mitsubishi Points Distributor: To 1985
Ignition – Distributor Rotor	JR555	1	Mitsubishi Electronic Distributor: From 1986
Ignition – Module	CM408	1	From 1986
Ignition – Pickup / Trigger	CIT101	1	From 1986
Sensor – Temperature Gauge	CTS126	1	
Switch – Oil Pressure Warning Light	CPS23	1	
Switch – Radiator Fan	CFS42	1	
929 HB Turbo			
7/86-6/87 4 Cyl 2.0L FE SOHC 8V SPFI RWD			
Ignition – Module	CM408	1	
Sensor – Exhaust Oxygen – Universal	COS720	1	Universal 1 Wire
Sensor – Temperature Gauge	CTS126	1	

APPLICATION GUIDE



Mazda	Part No	Qty	Notes
929 HCFS (NZ Market)			
1986-91 V6 Cyl 2.0L JF DOHC 18V EFI			
Ignition – Distributor Cap	JP678	1	Denso Electronic Distributor
Ignition – Distributor Rotor	JR555	1	Denso Electronic Distributor
929 HC10E1: HC10E2			
6/87-8/91 V6 Cyl 3.0L JE SOHC 18V MPFI RWD			
Ignition – Coil – Standard	CC219	1	
Ignition – Distributor Cap	JP678	1	Denso Electronic Distributor
Ignition – Distributor Rotor	JR575	1	Denso Electronic Distributor
Ignition – Module	CM405	1	
Sensor – Coolant Temperature	CCS20	1	
Sensor – Exhaust Oxygen	COS796	1	Direct Fit 3 Wire
Sensor – Exhaust Oxygen – Universal	COS721	1	Universal 3 Wire
Sensor – Temperature Gauge	CTS111	1	
Switch – Oil Pressure Warning Light	CPS23	1	To 12/1989
Switch – Oil Pressure Warning Light	CPS24	1	From 1/1990
Switch – Radiator Fan	CFS26	1	
929 HC10E2			
1/90-8/91 V6 Cyl 3.0L JE41 DOHC 24V MPFI RWD			
Ignition – Coil – Standard	CC350	1	
Ignition – Distributor Cap	JP829	1	
Ignition – Distributor Rotor	JR804	1	
Sensor – Air Temperature – Inlet	CAT013	1	
Sensor – Coolant Temperature	CCS20	1	
Sensor – Exhaust Oxygen	COS828	2	Direct Fit 4 Wire
Sensor – Exhaust Oxygen – Universal	COS724	2	Universal 4 Wire
Sensor – Temperature Gauge	CTS110	1	
Switch – Brake Light	CSL71	1	
Switch – Oil Pressure Warning Light	CPS24	1	
929 HD10E2: HE10E1 4WS			
7/91-11/97 V6 Cyl 3.0L JE55: JEZE DOHC 24V MPFI RWD			
Ignition – Coil – Standard	CC350	1	
Ignition – Module	CM421	1	
Sensor – Air Temperature – Inlet	CAT013	1	
Sensor – Coolant Temperature	CCS21	1	
Sensor – Exhaust Oxygen	COS763	1	Direct Fit 4 Wire: LH Side
Sensor – Exhaust Oxygen	COS764	1	Direct Fit 4 Wire: RH Side
Sensor – Exhaust Oxygen – Universal	COS724	2	Universal 4 Wire: LH and RH Side
Switch – Brake Light	CSL71	1	
1200			
11/68-7/70 4 Cyl 1.2L TB SOHC 8V Carb. RWD			
Ignition – Coil – Standard	CIC31	1	
Ignition – Coil – Heavy Duty Oil Filled Type	C80	1	
Ignition – Distributor Cap	JP524	1	Mitsubishi Points Distributor
Ignition – Distributor Condenser	TC205	1	Mitsubishi Points Distributor
Ignition – Distributor Points / Contact Set	S208	1	Mitsubishi Points Distributor
Ignition – Distributor Rotor	JR521	1	Mitsubishi Points Distributor
Sensor – Temperature Gauge	CTS112	1	
Switch – Oil Pressure Warning Light	CPS23	1	

APPLICATION GUIDE



Mazda	Part No	Qty	Notes
1300			
7/70-2/77 4 Cyl 1.3L TC SOHC 8V Carb. RWD			
Ignition – Coil – Standard	CIC32R	1	
Ignition – Coil – Heavy Duty Oil Filled Type	C80R	1	
Ignition – Coil – Heavy Duty Epoxy Type	CC254	1	
Ignition – Distributor Cap	JP520	1	Mitsubishi Points Distributor: To 1973
Ignition – Distributor Cap	JP542	1	Mitsubishi Points Distributor: From 1973
Ignition – Distributor Condenser	MC418	1	Mitsubishi Points Distributor: To 1973
Ignition – Distributor Condenser	MC412	1	Mitsubishi Points Distributor: From 1973
Ignition – Distributor Points / Contact Set	S219VU	1	Mitsubishi Points Distributor: From 1973
Ignition – Distributor Rotor	JR517	1	Mitsubishi Points Distributor: To 1973
Ignition – Distributor Rotor	JR533	1	Mitsubishi Points Distributor: From 1973
Sensor – Temperature Gauge	CTS112	1	
Switch – Oil Pressure Warning Light	CPS23	1	
1500			
10/66-10/71 4 Cyl 1.5L UB SOHC 8V Carb. RWD			
Ignition – Coil – Standard	CIC32R	1	
Ignition – Coil – Heavy Duty Oil Filled Type	C80R	1	
Ignition – Coil – Heavy Duty Epoxy Type	CC254	1	
Ignition – Distributor Condenser	MC418	1	Mitsubishi Points Distributor
Ignition – Distributor Rotor	JR521	1	Mitsubishi Points Distributor
Sensor – Temperature Gauge	CTS112	1	
Switch – Oil Pressure Warning Light	CPS23	1	
1800			
9/69-7/73 4 Cyl 1.8L VB SOHC 8V Carb. RWD			
Ignition – Coil – Standard	CIC32R	1	
Ignition – Coil – Heavy Duty Oil Filled Type	C80R	1	
Ignition – Coil – Heavy Duty Epoxy Type	CC254	1	
Ignition – Distributor Cap	JP520	1	Mitsubishi Points Distributor
Ignition – Distributor Condenser	TC205	1	Mitsubishi Points Distributor
Ignition – Distributor Points / Contact Set	S219VU	1	Mitsubishi Points Distributor
Ignition – Distributor Rotor	JR517	1	Mitsubishi Points Distributor
Autozam AZ3 EC5S (NZ Market)			
1991-95 4 Cyl 1.5L B5			
Ignition – Distributor Cap	JP698	1	
Ignition – Distributor Rotor	DR792	1	
B1600			
7/71-12/77 4 Cyl 1.6L NA SOHC 8V Carb. RWD			
Ignition – Coil – Standard	CIC32R	1	
Ignition – Coil – Heavy Duty Oil Filled Type	C80R	1	
Ignition – Coil – Heavy Duty Epoxy Type	CC254	1	
Ignition – Distributor Cap	JP520	1	Mitsubishi Points Distributor
Ignition – Distributor Condenser	TC205	1	Mitsubishi Points Distributor
Ignition – Distributor Points / Contact Set	S219VU	1	Mitsubishi Points Distributor
Ignition – Distributor Rotor	JR517	1	Mitsubishi Points Distributor
Sensor – Temperature Gauge	CTS112	1	
Switch – Oil Pressure Warning Light	CPS23	1	
B1600 BNA61N, PE2 (NZ Market)			
1972-85 4 Cyl 1.6L NA SOHC			
Ignition – Coil – Standard	CC211	1	Mitsubishi Points Distributor
Ignition – Distributor Cap	JP542	1	Mitsubishi Points Distributor
Ignition – Distributor Condenser	MC418	1	Mitsubishi Points Distributor
Ignition – Distributor Points / Contact Set	S219VU	1	Mitsubishi Points Distributor
Ignition – Distributor Rotor	JR533	1	Mitsubishi Points Distributor

APPLICATION GUIDE



Mazda	Part No	Qty	Notes
B1800			
10/77-11/82 4 Cyl 1.8L VC SOHC 8V Carb. RWD			
Ignition – Coil – Standard	C1C32R	1	
Ignition – Coil – Heavy Duty Oil Filled Type	C80R	1	
Ignition – Coil – Heavy Duty Epoxy Type	CC254	1	
Ignition – Distributor Cap	JP542	1	Mitsubishi Points Distributor
Ignition – Distributor Condenser	MC413	1	Mitsubishi Points Distributor
Ignition – Distributor Points / Contact Set	S219VU	1	Mitsubishi Points Distributor
Ignition – Distributor Rotor	JR533	1	Mitsubishi Points Distributor
Sensor – Temperature Gauge	CTS112	1	
Switch – Oil Pressure Warning Light	CPS23	1	
B2000			
12/82-5/85 4 Cyl 2.0L MA SOHC 8V Carb. RWD			
Ignition – Coil – Standard	C1C32R	1	
Ignition – Coil – Heavy Duty Oil Filled Type	C80R	1	
Ignition – Coil – Heavy Duty Epoxy Type	CC254	1	
Ignition – Distributor Cap	JP542	1	Mitsubishi Points Distributor
Ignition – Distributor Condenser	MC413	1	Mitsubishi Points Distributor
Ignition – Distributor Points / Contact Set	S219VU	1	Mitsubishi Points Distributor
Ignition – Distributor Rotor	JR533	1	Mitsubishi Points Distributor
Sensor – Temperature Gauge	CTS126	1	
Switch – Oil Pressure Warning Light	CPS23	1	
B2000 UT32 (NZ Market)			
1982-85 4 Cyl 2.0L MA SOHC			
Ignition – Coil – Standard	CC211	1	Mitsubishi Points Distributor
Ignition – Distributor Cap	JP524	1	Mitsubishi Points Distributor
Ignition – Distributor Condenser	MC413	1	Mitsubishi Points Distributor
Ignition – Distributor Points / Contact Set	S219VU	1	Mitsubishi Points Distributor
Ignition – Distributor Rotor	JR521	1	Mitsubishi Points Distributor
B2000			
6/85-7/88 4 Cyl 2.0L FE SOHC 8V Carb. RWD			
Ignition – Coil – Standard	C1C32R	1	
Ignition – Coil – Heavy Duty Oil Filled Type	C80R	1	
Ignition – Coil – Heavy Duty Epoxy Type	CC254	1	
Ignition – Distributor Cap	JP564	1	Mitsubishi Points Distributor
Ignition – Distributor Condenser	MC413	1	Mitsubishi Points Distributor
Ignition – Distributor Points / Contact Set	S219VU	1	Mitsubishi Points Distributor
Ignition – Distributor Rotor	JR533	1	Mitsubishi Points Distributor
Sensor – Temperature Gauge	CTS111	1	
Switch – Oil Pressure Warning Light	CPS23	1	
B2200 Diesel			
1/81-5/85 4 Cyl 2.2L S2: 2.2L R2 SOHC 8V Di RWD			
Sensor – Temperature Gauge	CTS126	1	To 5/1985
Sensor – Temperature Gauge	CTS111	1	From 1/1986
B2200			
3/88-2/93 4 Cyl 2.2L F2 SOHC 12V Carb. RWD			
Ignition – Coil – Standard	CC202	1	
Ignition – Distributor Cap	JP680	1	Mitsubishi Electronic Distributor
Ignition – Distributor Rotor	JR617	1	Mitsubishi Electronic Distributor
Ignition – Module	CM405	1	
Ignition – Pickup / Trigger	CIT106	1	To Vin 9701
Ignition – Pickup / Trigger	CIT107	1	From Vin 9701
Sensor – Temperature Gauge	CTS111	1	
Switch – Oil Pressure Warning Light	CPS23	1	

APPLICATION GUIDE



Mazda	Part No	Qty	Notes
B2500 Bravo Diesel: Turbo Diesel 4/96-11/06 4 Cyl 2.5L WL: 2.5L WLT SOHC 12V Di RWD & 4WD			
Sensor – Temperature Gauge	CTS110	1	
B2600 3/87-10/91 4 Cyl 2.6L 4G54 SOHC 8V Carb. 4WD			
Ignition – Coil – Standard	CC202	1	To 11/1989
Ignition – Coil – Standard	CC209	1	From 11/1989
Ignition – Distributor Cap	JP564	1	Mitsubishi Electronic Distributor
Ignition – Distributor Rotor	JR533	1	Mitsubishi Electronic Distributor
Ignition – Module & Pickup / Trigger	CM404	1	
Sensor – Coolant Temperature	CCS46	1	
Switch – Oil Pressure Warning Light	CPS24	1	
B2600 Bravo 12/90-11/06 4 Cyl 2.6L G6: 2.6L G6E SOHC 12V EFi RWD & 4WD			
Ignition – Coil – Standard	CC209	1	
Ignition – Distributor Cap	JP698	1	Mitsubishi Electronic Distributor
Ignition – Distributor Rotor	DR792	1	Mitsubishi Electronic Distributor
Ignition – Module	CM421	1	
Sensor – Air Temperature – Inlet	CAT013	1	
Sensor – Coolant Temperature	CCS46	1	
Sensor – Crankshaft	CSCA52	1	
Sensor – Exhaust Oxygen	COS779	1	Direct Fit 2 Wire
Sensor – Exhaust Oxygen – Universal	COS723	1	Universal 2 Wire
Sensor – Temperature Gauge	CTS115	1	
Sensor – Throttle Position	CTPS148	1	
Switch – Oil Pressure Warning Light	CPS23	1	
Bongo SREAV (NZ Market) 1985-90 4 Cyl 2.0L FE			
Ignition – Distributor Cap	JP542	1	Mitsubishi Points Distributor
Bongo SRE9W (NZ Market) 1983-87 4 Cyl 2.0L FE			
Ignition – Distributor Cap	JP564	1	Mitsubishi Points Distributor
Ignition – Distributor Condenser	MC413	1	Mitsubishi Points Distributor
Ignition – Distributor Points / Contact Set	S219VU	1	Mitsubishi Points Distributor
Ignition – Distributor Rotor	JR533	1	Mitsubishi Points Distributor
BT50 Turbo Diesel 11/06-on 4 Cyl 2.5L WLAT: 3.0L WEAT DOHC 16V Di RWD			
Switch – Brake Light	CSL47	1	
Switch – Oil Pressure Warning Light	CPS37	1	
Capella 10/70-12/78 4 Cyl 1.6L NA SOHC 8V Carb. RWD			
Ignition – Coil – Standard	CIC32R	1	
Ignition – Coil – Heavy Duty Oil Filled Type	C80R	1	
Ignition – Coil – Heavy Duty Epoxy Type	CC254	1	
Ignition – Distributor Cap	JP520	1	Mitsubishi Points Distributor: To 1973
Ignition – Distributor Cap	JP542	1	Mitsubishi Points Distributor: From 1973
Ignition – Distributor Condenser	TC205	1	Mitsubishi Points Distributor: To 1973
Ignition – Distributor Condenser	MC418	1	Mitsubishi Points Dist.: From 1973 To 1976
Ignition – Distributor Condenser	MC412	1	Mitsubishi Points Distributor: From 1976
Ignition – Distributor Points / Contact Set	S219VU	1	Mitsubishi Points Distributor
Ignition – Distributor Rotor	JR517	1	Mitsubishi Points Distributor: To 1973
Ignition – Distributor Rotor	JR533	1	Mitsubishi Points Distributor: From 1973
Sensor – Temperature Gauge	CTS112	1	
Switch – Oil Pressure Warning Light	CPS23	1	

APPLICATION GUIDE



Mazda	Part No	Qty	Notes
Capella GC8P (NZ Market) 1982-87 4 Cyl 1.8L F8 SOHC 8V			
Ignition – Distributor Cap	JP568	1	Mitsubishi Electronic Distributor
Capella GD8P (NZ Market) 1985-87 4 Cyl 1.8L F8 SOHC 8V			
Ignition – Distributor Cap	JP710	1	Mitsubishi Electronic Distributor
Capella GD6P (NZ Market) 1987-91 4 Cyl 1.6L B6 SOHC			
Ignition – Distributor Cap	JP680	1	Mitsubishi Electronic Distributor
Ignition – Distributor Rotor	JR619	1	Mitsubishi Electronic Distributor
Capella GDEP (NZ Market) 1987-91 4 Cyl 2.0L FE SOHC			
Ignition – Distributor Cap	JP568	1	Mitsubishi Electronic Distributor
Ignition – Distributor Rotor	JR555	1	Mitsubishi Electronic Distributor
Capella GV8W Wagon (NZ Market) 1987-93 4 Cyl 1.8L F8 SOHC 8V			
Ignition – Distributor Cap	JP698	1	Mitsubishi Electronic Distributor
Capella Van GV6V (NZ Market) 1988-92 4 Cyl 1.6L B6			
Ignition – Distributor Cap	JP718	1	Mitsubishi Electronic Distributor
Ignition – Distributor Rotor	JR641	1	Mitsubishi Electronic Distributor
Capella GESR (NZ Market) 1991-94 4 Cyl 2.0L FS DOHC 4WD			
Ignition – Distributor Rotor	JR653	1	Mitsubishi Electronic Distributor
Capella CG2SP (NZ Market) 1994-97 4 Cyl 2.0L FS DOHC			
Ignition – Distributor Rotor	JR653	1	Mitsubishi Electronic Distributor
Cronos: MS6 GE8P (NZ Market) 1991-95 V6 Cyl 1.8L K8 DOHC			
Ignition – Distributor Cap	JP726	1	Mitsubishi Electronic Distributor
Cronos: MS6 GEEP (NZ Market) 1991-95 V6 Cyl 2.0L KF DOHC 16V			
Ignition – Distributor Cap	BD134	1	Mitsubishi Electronic Distributor
Cronos GE5P (NZ Market) 1992-94 V6 Cyl 2.5L KL DOHC EFI			
Ignition – Distributor Cap	JP726	1	Mitsubishi Electronic Distributor
E1300: E1400 5/78-12/83 4 Cyl 1.3L TC: 1.4L UC SOHC 8V Carb. RWD			
Ignition – Coil – Standard	CIC32R	1	
Ignition – Coil – Heavy Duty Oil Filled Type	C80R	1	
Ignition – Coil – Heavy Duty Epoxy Type	CC254	1	
Ignition – Distributor Cap	JP542	1	Mitsubishi Points Distributor
Ignition – Distributor Condenser	MC413	1	Mitsubishi Points Distributor
Ignition – Distributor Points / Contact Set	S217	1	Mitsubishi Points Distributor: One of each required: 1.3L
Ignition – Distributor Points / Contact Set	S367A	1	Mitsubishi Points Distributor: One of each required: 1.3L
Ignition – Distributor Points / Contact Set	S219VU	1	Mitsubishi Points Distributor: 1.4L
Ignition – Distributor Rotor	JR533	1	Mitsubishi Points Distributor
Sensor – Temperature Gauge	CTS112	1	
Switch – Oil Pressure Warning Light	CPS23	1	

APPLICATION GUIDE



Mazda	Part No	Qty	Notes
E1600			
5/78-12/83 4 Cyl 1.6L NA SOHC 8V Carb. RWD			
Ignition – Coil – Standard	CIC32R	1	
Ignition – Coil – Heavy Duty Oil Filled Type	C80R	1	
Ignition – Coil – Heavy Duty Epoxy Type	CC254	1	
Ignition – Distributor Cap	JP542	1	Mitsubishi Points Distributor
Ignition – Distributor Condenser	MC412	1	Mitsubishi Points Distributor: To 1980
Ignition – Distributor Condenser	MC413	1	Mitsubishi Points Distributor: From 1980
Ignition – Distributor Points / Contact Set	S219VU	1	Mitsubishi Points Distributor
Ignition – Distributor Rotor	JR533	1	Mitsubishi Points Distributor
Sensor – Temperature Gauge	CTS126	1	
Switch – Oil Pressure Warning Light	CPS23	1	
E1800			
2/84-1/88 4 Cyl 1.8L F8 SOHC 8V Carb. RWD			
Ignition – Coil – Standard	CIC32R	1	
Ignition – Coil – Heavy Duty Oil Filled Type	C80R	1	
Ignition – Coil – Heavy Duty Epoxy Type	CC254	1	
Ignition – Distributor Cap	JP564	1	Mitsubishi Points Distributor
Ignition – Distributor Condenser	MC413	1	Mitsubishi Points Distributor
Ignition – Distributor Points / Contact Set	S219VU	1	Mitsubishi Points Distributor
Ignition – Distributor Rotor	JR533	1	Mitsubishi Points Distributor
Sensor – Temperature Gauge	CTS111	1	
Switch – Oil Pressure Warning Light	CPS25	1	
E1800			
11/90-12/96 4 Cyl 1.8L F8 SOHC 8V Carb. RWD			
Ignition – Distributor Cap	JP680	1	Mitsubishi Electronic Distributor
Ignition – Distributor Rotor	JR617	1	Mitsubishi Electronic Distributor
Ignition – Module	CM405	1	
Ignition – Pickup / Trigger	CIT107	1	
Sensor – Temperature Gauge	CTS115	1	
Switch – Oil Pressure Warning Light	CPS25	1	
E1800			
2/03-7/06 4 Cyl 1.8L F8 SOHC 8V MPFi FWD			
Ignition – Coil – Standard	CC209	1	
Ignition – Distributor Cap	JP698	1	
Ignition – Distributor Rotor	DR792	1	
Ignition – Module	CM421	1	
Sensor – Air Temperature – Inlet	CAT013	1	
Sensor – Coolant Temperature	CCS46	1	
Sensor – Exhaust Oxygen	COS902	1	Direct Fit 2 Wire
Sensor – Exhaust Oxygen – Universal	COS723	1	Universal 2 Wire
Sensor – Temperature Gauge	CTS110	1	
Switch – Oil Pressure Warning Light	CPS37	1	
E2000			
1/74-12/81 4 Cyl 2.0L VA SOHC 8V Carb. RWD			
Ignition – Coil – Standard	CIC32R	1	
Ignition – Coil – Heavy Duty Oil Filled Type	C80R	1	
Ignition – Coil – Heavy Duty Epoxy Type	CC254	1	
Ignition – Distributor Cap	JP524	1	Mitsubishi Points Distributor: To 1975
Ignition – Distributor Condenser	TC205	1	Mitsubishi Points Distributor: To 1975
Ignition – Distributor Points / Contact Set	S360A	1	Mitsubishi Points Distributor: To 1975
Ignition – Distributor Rotor	JR521	1	Mitsubishi Points Distributor: To 1975
Sensor – Temperature Gauge	CTS112	1	
Switch – Oil Pressure Warning Light	CPS23	1	

APPLICATION GUIDE



Mazda	Part No	Qty	Notes
E2000			
2/84-2/03 4 Cyl 2.0L FE SOHC 8V Carb. RWD			
Ignition – Coil – Standard	CIC32R	1	
Ignition – Coil – Heavy Duty Oil Filled Type	C80R	1	
Ignition – Coil – Heavy Duty Epoxy Type	CC254	1	
Ignition – Distributor Cap	JP564	1	Mitsubishi Points Distributor: To 1988
Ignition – Distributor Condenser	MC413	1	Mitsubishi Points Distributor: To 1988
Ignition – Distributor Points / Contact Set	S219VU	1	Mitsubishi Points Distributor: To 1988
Ignition – Distributor Rotor	JR533	1	Mitsubishi Points Distributor: To 1988
Sensor – Temperature Gauge	CTS111	1	To 1/1990
Sensor – Temperature Gauge	CTS115	1	From 1/1990 To 11/1996
Sensor – Temperature Gauge	CTS110	1	From 11/1996
Switch – Oil Pressure Warning Light	CPS25	1	
E2000			
2/03-7/06 4 Cyl 2.0L FE SOHC 8V MPFi FWD			
Ignition – Coil – Standard	CC209	1	
Ignition – Distributor Cap	JP698	1	
Ignition – Distributor Rotor	DR792	1	
Ignition – Module	CM421	1	
Sensor – Air Temperature – Inlet	CAT013	1	
Sensor – Coolant Temperature	CCS46	1	
Sensor – Exhaust Oxygen	COS902	1	Direct Fit 2 Wire
Sensor – Exhaust Oxygen – Universal	COS723	1	Universal 2 Wire
Sensor – Temperature Gauge	CTS110	1	
Switch – Oil Pressure Warning Light	CPS37	1	
E2200 Diesel			
5/81-8/97 4 Cyl 2.2L S2: 2.2L R2 SOHC 8V Di RWD			
Sensor – Temperature Gauge	CTS112	1	
Switch – Oil Pressure Warning Light	CPS23	1	
F1000 Bongo			
1969-78 4 Cyl 1.0L PB Carb. RWD			
Ignition – Coil – Standard	CIC32R	1	
Ignition – Coil – Heavy Duty Oil Filled Type	C80R	1	
Ignition – Coil – Heavy Duty Epoxy Type	CC254	1	
Ignition – Distributor Cap	JP524	1	Mitsubishi Points Distributor
Ignition – Distributor Condenser	TC205	1	Mitsubishi Points Distributor
Ignition – Distributor Points / Contact Set	S360A	1	Mitsubishi Points Distributor
Ignition – Distributor Rotor	JR521	1	Mitsubishi Points Distributor
Familia BG5PS (NZ Market)			
1989-93 4 Cyl 1.5L B5 DOHC 16V			
Ignition – Distributor Cap	JP710	1	Mitsubishi Electronic Distributor
Familia BHALP (NZ Market)			
1998-89 4 Cyl 1.5L Z5DE DOHC 16V			
Ignition – Distributor Cap	BD132	1	Mitsubishi Electronic Distributor
Ignition – Distributor Rotor	DR133	1	Mitsubishi Electronic Distributor
Luce HBES: HBEP (NZ Market)			
1983-88 4 Cyl 2.0L FE			
Ignition – Distributor Cap	JP568	1	Mitsubishi Electronic Distributor
Ignition – Distributor Rotor	JR555	1	Mitsubishi Electronic Distributor

APPLICATION GUIDE



Mazda	Part No	Qty	Notes
MPV LV 10/93-8/99 V6 Cyl 3.0L JE SOHC 18V EFI RWD			
Ignition – Coil – Standard	CC219	1	
Ignition – Distributor Cap	JP813	1	Mitsubishi Electronic Distributor: To 3/1996
Ignition – Distributor Rotor	JR803	1	Mitsubishi Electronic Distributor: To 3/1996
Ignition – Distributor Rotor	DR135	1	Mitsubishi Electronic Distributor: From 4/1996
Sensor – Coolant Temperature	CCS21	1	
Sensor – Exhaust Oxygen	COS826	1	Direct Fit 4 Wire
Sensor – Exhaust Oxygen – Universal	COS724	1	Universal 4 Wire
Sensor – Temperature Gauge	CTS110	1	
Sensor – Throttle Position	CTPS149	1	
Switch – Radiator Fan	CFS61	1	
MPV LW 8/99-6/02 V6 Cyl 2.5L GY DOHC 24V EFI RWD			
Sensor – Crankshaft	CSCA145	1	
MS8 MB5A: MB5P (NZ Market) 1992-95 V6 Cyl 2.5L KL DOHC EFI			
Ignition – Distributor Cap	JP726	1	Mitsubishi Electronic Distributor
Ignition – Distributor Rotor	DR135	1	Mitsubishi Electronic Distributor
MX5 NA 10/89-11/93 4 Cyl 1.6L B6 DOHC 16V MPFi RWD			
Sensor – Coolant Temperature	CCS20	1	
Sensor – Crankshaft	CSCA76	1	From 8/1992
Sensor – Exhaust Oxygen	COS766	1	Direct Fit 1 Wire
Sensor – Exhaust Oxygen – Universal	COS720	1	Universal 1 Wire
Sensor – Temperature Gauge	CTS110	1	
Sensor – Throttle Position	CTPS104	1	From 8/1992
Switch – Radiator Fan	CFS65	1	
MX5 NA 11/93-9/97 4 Cyl 1.8L BPD DOHC 16V MPFi RWD			
Sensor – Coolant Temperature	CCS21	1	
Sensor – Crankshaft	CSCA76	1	
Sensor – Exhaust Oxygen	COS837	1	Direct Fit 4 Wire
Sensor – Exhaust Oxygen – Universal	COS724	1	Universal 4 Wire
Sensor – Temperature Gauge	CTS110	1	
Switch – Brake Light	CSL47	1	
Switch – Radiator Fan	CFS65	1	
MX5 NA: NB 3/98-8/05 4 Cyl 1.8L BPD DOHC 16V MPFi RWD			
Sensor – Crankshaft	CSCA75	1	
Sensor – Exhaust Oxygen	COS837	1	Direct Fit 4 Wire
Sensor – Exhaust Oxygen – Universal	COS724	1	Universal 4 Wire
MX6 GD Turbo: 2WS & 4WS 10/87-9/91 4 Cyl 2.2L F2 SOHC 12V MPFi FWD			
Ignition – Coil – Standard	CC219	1	
Ignition – Distributor Cap	JP698	1	Mitsubishi Electronic Distributor
Ignition – Distributor Rotor	JR627	1	Mitsubishi Electronic Distributor
Ignition – Module	CM405	1	
Sensor – Coolant Temperature	CCS20	1	
Sensor – Exhaust Oxygen	COS768	1	Direct Fit 1 Wire
Sensor – Exhaust Oxygen – Universal	COS720	1	Universal 1 Wire
Sensor – Temperature Gauge	CTS111	1	To Vin 8B01
Sensor – Temperature Gauge	CTS115	1	From Vin 8B01
Switch – Oil Pressure Warning Light	CPS25	1	
Switch – Radiator Fan	CFS61	1	Auto Transmission
Switch – Radiator Fan	CFS59	1	Manual Transmission

APPLICATION GUIDE



Mazda	Part No	Qty	Notes
MX6 GE 4WS 11/91-9/97 V6 Cyl 2.5L KL DOHC 24V MPFI FWD			
Ignition – Coil – Standard	CC252	1	
Ignition – Distributor Cap	JP726	1	Mitsubishi Electronic Distributor: From 7/1994 To 10/1994
Ignition – Distributor Rotor	JR647	1	Mitsubishi Electronic Distributor: From 7/1994 To 10/1994
Sensor – Coolant Temperature	CCS21	1	
Sensor – Crankshaft	CSCA49	1	
Sensor – Exhaust Oxygen	COS764	1	Direct Fit 4 Wire: Front Pipe
Sensor – Exhaust Oxygen	COS763	1	Direct Fit 4 Wire: Rear Pipe
Sensor – Exhaust Oxygen – Universal	COS724	2	Universal 4 Wire: Front and Rear Pipes
Sensor – Knock Control	CKS119	1	
Sensor – Temperature Gauge	CTS110	1	
Sensor – Throttle Position	CTPS149	1	
Switch – Oil Pressure Warning Light	CPS37	1	
Switch – Radiator Fan	CFS61	1	
MX6 GE 2WS 9/94-9/97 V6 Cyl 2.5L KL DOHC 24V MPFI FWD			
Ignition – Coil – Standard	CC252	1	
Ignition – Distributor Cap	BD134	1	
Ignition – Distributor Rotor	DR135	1	
Sensor – Coolant Temperature	CCS21	1	
Sensor – Crankshaft	CSCA49	1	
Sensor – Exhaust Oxygen	COS764	1	Direct Fit 4 Wire: Front
Sensor – Exhaust Oxygen	COS763	1	Direct Fit 4 Wire: Rear
Sensor – Exhaust Oxygen – Universal	COS724	2	Universal 4 Wire: Front and Rear
Sensor – Knock Control	CKS119	1	
Sensor – Temperature Gauge	CTS110	1	
Sensor – Throttle Position	CTPS149	1	
Switch – Oil Pressure Warning Light	CPS24	1	
Premacy CP 2/01-6/03 4 Cyl 1.8L FP: 2.0L FSD DOHC 16V MPFI FWD			
Ignition – Coil and Igniter	CC311	1	
Sensor – Coolant Temperature	CCS21	1	
Sensor – Crankshaft	CSCA93	1	Front
Sensor – Crankshaft	CSCA47	1	Rear
Sensor – Exhaust Oxygen	COS910	1	Direct Fit 4 Wire: Manifold
Sensor – Exhaust Oxygen – Universal	COS724	1	Universal 4 Wire: Manifold
Sensor – Throttle Position	CTPS147	1	
Switch – Brake Light	CSL47	1	
Switch – Oil Pressure Warning Light	CPS37	1	
Proceed UV66R: UV66M (NZ Market) 1990-94 4 Cyl 2.6L G6			
Ignition – Distributor Cap	JP698	1	Mitsubishi Electronic Distributor
Ignition – Distributor Rotor	JR627	1	Mitsubishi Electronic Distributor
R100 6/69-12/71 2 Rotor 982cc 10A ROTARY Carb. RWD			
Ignition – Coil – Standard	CIC31	1	
Ignition – Coil – Heavy Duty Oil Filled Type	C80R	1	
Ignition – Coil – Heavy Duty Epoxy Type	CC254	1	
Ignition – Distributor Condenser	MC405	1	Mitsubishi Points Distributor
Ignition – Distributor Points / Contact Set	S208	1	Mitsubishi Points Distributor
Switch – Oil Pressure Warning Light	CPS24	1	

APPLICATION GUIDE



Mazda	Part No	Qty	Notes
RX2			
10/70-4/76 2 Rotor 1.1L 12A ROTARY Carb. RWD			
Ignition – Coil – Standard	CIC32R	1	Use with resistor
Ignition – Coil – Standard	CIC31	1	Use without resistor
Ignition – Coil – Heavy Duty Oil Filled Type	C80	1	Use without resistor
Ignition – Coil – Heavy Duty Oil Filled Type	C80R	1	Use with resistor
Ignition – Coil – Heavy Duty Epoxy Type	CC254	1	Use with resistor
Ignition – Distributor Cap	JP540	1	Mitsubishi Points Distributor: From 1974
Ignition – Distributor Condenser	MC405	2	Mitsubishi Points Distributor: Leading & Trailing Distributors: To 1973
Ignition – Distributor Condenser	MC410	1	Mitsubishi Points Distributor: From 1974
Ignition – Distributor Points / Contact Set	S208	2	Mitsubishi Points Distributor
Switch – Oil Pressure Warning Light	CPS24	1	
RX3			
3/72-3/76 2 Rotor 1.1L 12A ROTARY Carb. RWD			
Ignition – Coil – Standard	CIC32R	1	
Ignition – Coil – Standard	CIC31	1	
Ignition – Coil – Heavy Duty Oil Filled Type	C80R	1	
Ignition – Coil – Heavy Duty Epoxy Type	CC254	1	
Ignition – Coil – Heavy Duty Oil Filled Type	C80	1	
Ignition – Distributor Cap	JP540	1	Mitsubishi Points Distributor: From 1973
Ignition – Distributor Condenser	MC405	2	Mitsubishi Points Distributor: Leading and Trailing Distributor: To 1973
Ignition – Distributor Condenser	MC410	1	Mitsubishi Points Distributor: From 1973
Ignition – Distributor Points / Contact Set	S208	2	Mitsubishi Points Distributor: Leading and Trailing Distributor: To 1973
Ignition – Distributor Points / Contact Set	S217	2	Mitsubishi Points Distributor: From 1973
Sensor – Temperature Gauge	CTS111	1	
Switch – Oil Pressure Warning Light	CPS25	1	
RX4			
4/73-4/76 2 Rotor 1.1L 12A ROTARY Carb. RWD			
Ignition – Coil – Standard	CIC32R	2	
Ignition – Coil – Heavy Duty Oil Filled Type	C80R	2	
Ignition – Coil – Heavy Duty Epoxy Type	CC254	2	
Ignition – Distributor Condenser	MC405	2	Mitsubishi Points Distributor: To 1975
Ignition – Distributor Points / Contact Set	S208	2	Mitsubishi Points Distributor: To 1975
Sensor – Temperature Gauge	CTS112	1	
Switch – Oil Pressure Warning Light	CPS25	1	
RX4			
4/73-6/79 2 Rotor 1.3L 13B ROTARY Carb. RWD			
Ignition – Coil – Standard	CIC32R	2	
Ignition – Coil – Heavy Duty Oil Filled Type	C80R	2	
Ignition – Coil – Heavy Duty Epoxy Type	CC254	2	
Ignition – Distributor Cap	JP540	1	Mitsubishi Points Distributor: From 1975
Ignition – Distributor Condenser	MC411	1	Mitsubishi Points Distributor: One of each required: From 1975
Ignition – Distributor Condenser	MC410	1	Mitsubishi Points Distributor: One of each required: From 1975
Ignition – Distributor Points / Contact Set	S217	2	Mitsubishi Points Distributor: From 1975
Sensor – Temperature Gauge	CTS112	1	
Switch – Oil Pressure Warning Light	CPS25	1	

APPLICATION GUIDE



Mazda	Part No	Qty	Notes
RX5 7/76-6/79 2 Rotor 1.3L 13B ROTARY Carb. RWD			
Ignition – Coil – Standard	CIC32R	2	Mitsubishi Twin Points Distributor: To 1978 Mitsubishi Twin Points Distributor: One of each required: To 1978 Mitsubishi Twin Points Distributor: One of each required: To 1978 Mitsubishi Twin Points Distributor: To 1978
Ignition – Coil – Heavy Duty Oil Filled Type	C80R	2	
Ignition – Coil – Heavy Duty Epoxy Type	CC254	2	
Ignition – Distributor Cap	JP540	1	
Ignition – Distributor Condenser	MC411	1	
Ignition – Distributor Condenser	MC410	1	
Ignition – Distributor Points / Contact Set	S217	2	
Sensor – Temperature Gauge	CTS111	1	
Switch – Oil Pressure Warning Light	CPS25	1	
RX7 SA22 Series I: SA22 Series II: SA22 Series III 3/79-12/85 2 Rotor 1.1L 12A ROTARY Carb. RWD			
Ignition – Distributor Cap	JP570	1	Mitsubishi Electronic Distributor Mitsubishi Electronic Distributor
Ignition – Distributor Rotor	JR557	1	
Sensor – Temperature Gauge	CTS111	1	
Switch – Oil Pressure Warning Light	CPS23	1	
Switch – Radiator Fan	CFS26	1	
RX7 FC1032 Series IV Incl. Turbo 1/86-2/89 2 Rotor 1.3L 13B ROTARY MPFI RWD			
Sensor – Coolant Temperature	CCS20	1	Universal 1 Wire
Sensor – Exhaust Oxygen – Universal	COS720	1	
Sensor – Temperature Gauge	CTS115	1	
RX7 FC1032 Series V Incl. Turbo 3/89-12/91 2 Rotor 1.3L 13B ROTARY MPFI RWD			
Sensor – Coolant Temperature	CCS20	1	Universal 1 Wire
Sensor – Exhaust Oxygen – Universal	COS720	1	
Sensor – Temperature Gauge	CTS110	1	
RX7 FD1031 Series VI: FD1032 Series VII: FD1032 Series VIII Twin Turbo 1/92-2/99 2 Rotor 1.3L 13B ROTARY MPFI RWD			
Sensor – Coolant Temperature	CCS21	1	Universal 1 Wire
Sensor – Crankshaft	CSCA93	1	
Sensor – Exhaust Oxygen – Universal	COS720	1	
Sensor – Temperature Gauge	CTS110	1	
Switch – Brake Light	CSL71	1	
Switch – Radiator Fan	CFS61	1	
T2600 4/85-12/88 4 Cyl 2.6L 4G54 SOHC 8V Carb. RWD			
Sensor – Temperature Gauge	CTS112	1	
Switch – Oil Pressure Warning Light	CPS25	1	
T3000 Diesel 1/84-10/84 4 Cyl 3.0L HA OHV 8V Di RWD			
Sensor – Temperature Gauge	CTS112	1	
Switch – Oil Pressure Warning Light	CPS25	1	
T3500 Diesel 5/84-4/97 4 Cyl 3.5L SL OHV 8V Di RWD			
Sensor – Temperature Gauge	CTS111	1	
Switch – Oil Pressure Warning Light	CPS23	1	
T4100 Diesel 1/84-12/91 6 Cyl 4.1L ZB OHV 12V Di RWD			
Sensor – Temperature Gauge	CTS111	1	
Switch – Oil Pressure Warning Light	CPS23	1	

APPLICATION GUIDE



Mazda	Part No	Qty	Notes
Traveller 1/83-5/84 4 Cyl 1.6L NA SOHC 8V Carb. RWD			
Ignition – Distributor Cap	JP564	1	Mitsubishi Points Distributor
Ignition – Distributor Condenser	MC413	1	Mitsubishi Points Distributor
Ignition – Distributor Points / Contact Set	S219VU	1	Mitsubishi Points Distributor
Ignition – Distributor Rotor	JR533	1	Mitsubishi Points Distributor
Sensor – Temperature Gauge	CTS112	1	
Switch – Oil Pressure Warning Light	CPS25	1	
Traveller 6/84-12/87 4 Cyl 1.8L F8 SOHC 8V Carb. RWD			
Ignition – Coil – Standard	CIC32R	1	
Ignition – Coil – Heavy Duty Oil Filled Type	C80R	1	
Ignition – Coil – Heavy Duty Epoxy Type	CC254	1	
Ignition – Distributor Cap	JP564	1	Mitsubishi Electronic Distributor
Ignition – Distributor Rotor	JR555	1	Mitsubishi Electronic Distributor
Sensor – Temperature Gauge	CTS112	1	
Switch – Oil Pressure Warning Light	CPS23	1	
Traveller 8/86-3/88 4 Cyl 2.0L FE SOHC 8V Carb. RWD			
Ignition – Distributor Cap	JP564	1	Mitsubishi Electronic Distributor
Ignition – Distributor Rotor	JR555	1	Mitsubishi Electronic Distributor
Sensor – Temperature Gauge	CTS111	1	
Switch – Oil Pressure Warning Light	CPS25	1	
Tribute 2/01-1/04 4 Cyl 2.0L YF DOHC 16V MPFi 4WD			
Ignition – Coil – Standard	CC239	1	
Sensor – Camshaft	CSCA108	1	
Mercedes			
180E W201 10/91-3/94 4 Cyl 1.8L 102.910 SOHC 8V EFI RWD			
Ignition – Coil – Standard	CC364	1	
Sensor – Exhaust Oxygen	COS794	1	Direct Fit 3 Wire
Sensor – Exhaust Oxygen – Universal	COS721	1	Universal 3 Wire
190E W201 12/84-12/90 4 Cyl 2.0L 102.962 SOHC 8V EFI RWD			
Ignition – Coil – Standard	CC364	1	
Ignition – Distributor Cap	BH126	1	Bosch Electronic Distributor: To 1985
Ignition – Distributor Rotor	DR541	1	Bosch Electronic Distributor: To 1985
Sensor – Exhaust Oxygen	COS795	1	Direct Fit 3 Wire
Sensor – Exhaust Oxygen – Universal	COS721	1	Universal 3 Wire
190E W201 6/87-3/91 6 Cyl 2.6L 103.942 SOHC 12V EFI RWD			
Ignition – Coil – Standard	CC364	1	
Sensor – Exhaust Oxygen	COS795	1	Direct Fit 3 Wire
Sensor – Exhaust Oxygen – Universal	COS721	1	Universal 3 Wire
190E W201 9/90-12/92 4 Cyl 1.8L 102.910 SOHC 8V EFI RWD			
Ignition – Coil – Standard	CC364	1	
Sensor – Exhaust Oxygen	COS794	1	Direct Fit 3 Wire
Sensor – Exhaust Oxygen – Universal	COS721	1	Universal 3 Wire

APPLICATION GUIDE



Mercedes	Part No	Qty	Notes
190E W201 9/90-12/92 4 Cyl 2.3L 102.985 SOHC 8V EFi RWD			
Ignition – Coil – Standard	CC364	1	
Sensor – Exhaust Oxygen	COS794	1	Direct Fit 3 Wire
Sensor – Exhaust Oxygen – Universal	COS721	1	Universal 3 Wire
190E W201 11/92-1/94 4 Cyl 2.0L 102.962 SOHC 8V EFi RWD			
Ignition – Coil – Standard	CC364	1	
Sensor – Exhaust Oxygen	COS795	1	Direct Fit 3 Wire
Sensor – Exhaust Oxygen – Universal	COS721	1	Universal 3 Wire
220E W124 3/93-8/93 4 Cyl 2.2L DOHC 16V EFi RWD			
Sensor – Exhaust Oxygen	COS814	1	Direct Fit 4 Wire
Sensor – Exhaust Oxygen – Universal	COS724	1	Universal 4 Wire
230 W123 11/76-7/81 4 Cyl 2.3L 115.954 SOHC Carb. RWD			
Ignition – Coil – Standard	CC212	1	
Ignition – Distributor Cap	BH74	1	Bosch Points Distributor
Ignition – Distributor Condenser	BC147	1	Bosch Points Distributor
Ignition – Distributor Points / Contact Set	S4V	1	Bosch Points Distributor
Ignition – Distributor Rotor	BH73	1	Bosch Points Distributor
230.4 W115 1974-76 4 Cyl 2.3L SOHC Carb. RWD			
Ignition – Distributor Cap	BH100	1	Bosch Points Distributor
Ignition – Distributor Points / Contact Set	S11V	1	Bosch Points Distributor
Ignition – Distributor Rotor	BH95	1	Bosch Points Distributor
230.6 W114 11/73-11/76 6 Cyl 2.3L 180.954 SOHC 2xCarb. RWD			
Ignition – Coil – Standard	CC212	1	
Ignition – Distributor Cap	BH74	1	Bosch Points Distributor
Ignition – Distributor Condenser	BC147	1	Bosch Points Distributor
Ignition – Distributor Points / Contact Set	S4V	1	Bosch Points Distributor
Ignition – Distributor Rotor	BH73	1	Bosch Points Distributor
230E W123 7/81-12/85 4 Cyl 2.3L 102.980 SOHC EFi RWD			
Ignition – Coil – Standard	CC213	1	
Ignition – Distributor Cap	BH126	1	Bosch Electronic Distributor
Ignition – Distributor Rotor	DR541	1	Bosch Electronic Distributor
230E W124 2/86-2/93 4 Cyl 2.3L 102.982 SOHC 8V EFi RWD			
Ignition – Coil – Standard	CC364	1	
Ignition – Distributor Cap	BH126	1	Bosch Electronic Distributor
Ignition – Distributor Rotor	DR541	1	Bosch Electronic Distributor
Sensor – Exhaust Oxygen	COS758	1	Direct Fit 3 Wire
Sensor – Exhaust Oxygen – Universal	COS721	1	Universal 3 Wire
230GE 5/86-12/89 4 Cyl 2.3L 102.981/988 SOHC EFi 4WD			
Ignition – Distributor Cap	BH126	1	Bosch Electronic Distributor
Ignition – Distributor Rotor	DR541	1	Bosch Electronic Distributor

APPLICATION GUIDE



Mercedes	Part No	Qty	Notes
230TE W123 12/83-7/86 4 Cyl 2.3L SOHC EFI RWD			
Ignition – Coil – Standard	CC213	1	
Ignition – Distributor Cap	BH126	1	Bosch Electronic Distributor
Ignition – Distributor Rotor	DR541	1	Bosch Electronic Distributor
Sensor – Exhaust Oxygen – Universal	COS721	1	Universal 3 Wire
230TE W124 8/86-4/89 4 Cyl 2.3L SOHC EFI RWD			
Ignition – Coil – Standard	CC364	1	
Ignition – Distributor Cap	BH126	1	Bosch Electronic Distributor
Ignition – Distributor Rotor	DR541	1	Bosch Electronic Distributor
Sensor – Exhaust Oxygen	COS758	1	Direct Fit 3 Wire
Sensor – Exhaust Oxygen – Universal	COS721	1	Universal 3 Wire
250: 250C W114 6/68-3/72 6 Cyl 2.5L 114.92SOHC Carb: 2.5L 130.923 SOHC 2xCarb. RWD			
Ignition – Coil – Standard	CC212	1	
Ignition – Distributor Cap	BH74	1	Bosch Points Distributor
Ignition – Distributor Condenser	BC63	1	Bosch Points Distributor
Ignition – Distributor Points / Contact Set	S4V	1	Bosch Points Distributor
Ignition – Distributor Rotor	BH73	1	Bosch Points Distributor
250 9/72-10/76 6 Cyl 2.8L SOHC 2xCarb. RWD			
Ignition – Coil – Standard	CC212	1	
Ignition – Distributor Cap	BH140	1	Bosch Points Distributor: From 1975
Ignition – Distributor Points / Contact Set	S11V	1	Bosch Points Distributor: From 1974
Ignition – Distributor Points / Contact Set	S15V	1	Bosch Points Distributor: From 1975
Ignition – Distributor Rotor	BH95	1	Bosch Points Distributor: From 1974
Ignition – Distributor Rotor	BH177	1	Bosch Points Distributor: From 1975
250CE 6/69-3/72 6 Cyl 2.5L SOHC Fi RWD			
Ignition – Coil – Standard	CC212	1	
Ignition – Distributor Cap	BH74	1	Bosch Points Distributor
Ignition – Distributor Condenser	BC63	1	Bosch Points Distributor
Ignition – Distributor Points / Contact Set	S4V	1	Bosch Points Distributor
Ignition – Distributor Rotor	BH73	1	Bosch Points Distributor
260E W124 8/88-3/91 6 Cyl 2.6L 103.94 SOHC 12V EFI RWD			
Ignition – Coil – Standard	CC364	1	
Sensor – Exhaust Oxygen	COS758	1	Direct Fit 3 Wire
Sensor – Exhaust Oxygen – Universal	COS721	1	Universal 3 Wire
280 10/72-12/76 6 Cyl 2.7L DOHC Carb. RWD			
Ignition – Coil – Standard	CC213	1	
Ignition – Distributor Cap	BH128	1	Bosch Points Distributor: From 1975
Ignition – Distributor Rotor	BH129	1	Bosch Points Distributor: From 1975
280C 10/72-12/73 6 Cyl 2.8L DOHC Carb. RWD			
Ignition – Coil – Standard	CC212	1	
Ignition – Coil – Standard	CIC32R	1	
Ignition – Coil – Heavy Duty Oil Filled Type	C80R	1	
Ignition – Coil – Heavy Duty Epoxy Type	CC254	1	
Ignition – Distributor Cap	BH128	1	Bosch Points Distributor
Ignition – Distributor Condenser	BC842	1	Bosch Points Distributor
Ignition – Distributor Points / Contact Set	S11V	1	Bosch Points Distributor
Ignition – Distributor Rotor	BH129	1	Bosch Points Distributor

APPLICATION GUIDE



Mercedes	Part No	Qty	Notes
280CE 10/72-10/73 6 Cyl 2.8L DOHC Fi RWD			
Ignition – Coil – Standard	CIC32R	1	
Ignition – Coil – Heavy Duty Oil Filled Type	C80R	1	
Ignition – Coil – Heavy Duty Epoxy Type	CC254	1	
Ignition – Distributor Cap	BH74	1	Bosch Points Distributor
Ignition – Distributor Condenser	BC147	1	Bosch Points Distributor
Ignition – Distributor Points / Contact Set	S3	1	Bosch Points Distributor
Ignition – Distributor Rotor	BH73	1	Bosch Points Distributor
280CE 11/73-10/76 6 Cyl 2.8L DOHC Fi RWD			
Ignition – Coil – Standard	CC212	1	
Ignition – Coil – Standard	CC213	1	
Ignition – Distributor Cap	BH128	1	Bosch Points Distributor
Ignition – Distributor Condenser	BC842	1	Bosch Points Distributor
Ignition – Distributor Points / Contact Set	S11V	1	Bosch Points Distributor
Ignition – Distributor Rotor	BH129	1	Bosch Points Distributor
280CE W123 11/77-2/86 6 Cyl 2.8L DOHC 24V EFi RWD			
Ignition – Coil – Standard	CC213	1	
Ignition – Distributor Cap	BH166	1	Bosch Electronic Distributor
Ignition – Distributor Rotor	BH177	1	Bosch Electronic Distributor
280E W123 11/76-2/86 6 Cyl 2.8L 110.984/985 DOHC 24V EFi RWD			
Ignition – Coil – Standard	CC213	1	
Ignition – Distributor Cap	BH128	1	Bosch Points Distributor
Ignition – Distributor Rotor	BH129	1	Bosch Points Distributor
280S 3/68-12/73 6 Cyl 2.8L SOHC Carb. RWD			
Ignition – Coil – Standard	CIC32R	1	
Ignition – Coil – Heavy Duty Oil Filled Type	C80R	1	
Ignition – Coil – Heavy Duty Epoxy Type	CC254	1	
Ignition – Distributor Cap	BH74	1	Bosch Points Distributor
Ignition – Distributor Condenser	BC147	1	Bosch Points Distributor
Ignition – Distributor Points / Contact Set	S3	1	Bosch Points Distributor
Ignition – Distributor Rotor	BH73	1	Bosch Points Distributor
280SE W126 & 280TE S123 6/80-3/86 6 Cyl 2.8L DOHC 24V EFi RWD			
Ignition – Coil – Standard	CC213	1	
Ignition – Distributor Cap	BH166	1	Bosch Electronic Distributor
Ignition – Distributor Rotor	BH177	1	Bosch Electronic Distributor
300E W124 & 300CE C124 3/86-2/93 6 Cyl 3.0L SOHC 12V EFi RWD			
Ignition – Coil – Standard	CC364	1	
Sensor – Air Flow / MAF	CAF010	1	
Sensor – Exhaust Oxygen	COS758	1	Direct Fit 3 Wire
Sensor – Exhaust Oxygen – Universal	COS721	1	Universal 3 Wire
300E W124 3/93-8/93 6 Cyl 2.8L DOHC EFi RWD			
Sensor – Exhaust Oxygen	COS814	1	Direct Fit 4 Wire
Sensor – Exhaust Oxygen – Universal	COS724	1	Universal 4 Wire
300SE W126 4/86-4/92 6 Cyl 3.0L SOHC 12V EFi RWD			
Ignition – Coil – Standard	CC364	1	

APPLICATION GUIDE



Mercedes	Part No	Qty	Notes
300SE W140 3/92-9/93 6 Cyl 3.2L DOHC 24V EFi RWD			
Sensor – Exhaust Oxygen – Universal	COS724	1	Universal 4 Wire
300SEb: 300SEL 1/66-6/68 6 Cyl 3.0L Fi RWD			
Ignition – Coil – Standard	CIC32R	1	
Ignition – Coil – Heavy Duty Oil Filled Type	C80R	1	
Ignition – Coil – Heavy Duty Epoxy Type	CC254	1	
300SEL 1/70-12/73 V8 Cyl 3.5L SOHC Fi RWD			
Ignition – Distributor Cap	BH150	1	Bosch Points Distributor
Ignition – Distributor Rotor	BH153	1	Bosch Points Distributor
300SEL W126 3/87-3/92 6 Cyl 3.0L SOHC 12V EFi RWD			
Sensor – Air Flow / MAF	CAF010	1	
Sensor – Exhaust Oxygen	COS758	1	Direct Fit 3 Wire
Sensor – Exhaust Oxygen – Universal	COS721	1	Universal 3 Wire
300TE W124 3/93-8/93 6 Cyl 2.8L DOHC 24V EFi RWD			
Sensor – Exhaust Oxygen	COS814	1	Direct Fit 4 Wire
Sensor – Exhaust Oxygen – Universal	COS724	1	Universal 4 Wire
320E W124 2/93-8/93 6 Cyl 3.2L M104 DOHC 24V EFi RWD			
Sensor – Exhaust Oxygen	COS814	1	Direct Fit 4 Wire
Sensor – Exhaust Oxygen – Universal	COS724	1	Universal 4 Wire
380SE W126 & 380SEC C126 & 380SEL W126 & 380SL 12/80-3/86 V8 Cyl 3.9L SOHC 16V EFi RWD			
Ignition – Coil – Standard	CC364	1	
Ignition – Distributor Cap	BH130	1	Bosch Electronic Distributor
Ignition – Distributor Rotor	BH153	1	Bosch Electronic Distributor
400SE: 400SEL W140 3/92-8/93 V8 Cyl 4.2L DOHC 32V EFi RWD			
Sensor – Exhaust Oxygen	COS816	1	Direct Fit 4 Wire
Sensor – Exhaust Oxygen – Universal	COS724	1	Universal 4 Wire
450SE: 450SEL: 450SL: 450SLC W116 1/73-12/80 V8 Cyl 4.5L SOHC 16V EFi RWD			
Ignition – Coil – Standard	CC213	1	
Ignition – Distributor Cap	BH130	1	Bosch Points and Electronic Distributor
Ignition – Distributor Points / Contact Set	S11V	1	Bosch Points Distributor: To 1975
500SEL W140 3/92-8/93 V8 Cyl 5.0L DOHC 32V EFi RWD			
Sensor – Exhaust Oxygen	COS816	1	Direct Fit 4 Wire
Sensor – Exhaust Oxygen – Universal	COS724	1	Universal 4 Wire
600 1/63-12/78 V8 Cyl 6.3L OHC Fi RWD			
Ignition – Coil – Standard	CIC32R	1	
Ignition – Coil – Standard	CC212	1	From 1971 To 1976
Ignition – Coil – Heavy Duty Oil Filled Type	C80R	1	
Ignition – Coil – Heavy Duty Epoxy Type	CC254	1	
Ignition – Distributor Cap	BH150	1	Bosch Points Distributor: From 1965 To 1976
Ignition – Distributor Rotor	BH153	1	Bosch Points Distributor: From 1965 To 1976

APPLICATION GUIDE



Mercedes	Part No	Qty	Notes
600SEL W140 3/92-8/93 V12 Cyl 6.0L M120.080 DOHC 48V EFi RWD			
Sensor – Exhaust Oxygen	COS816	1	Direct Fit 4 Wire
Sensor – Exhaust Oxygen – Universal	COS724	1	Universal 4 Wire
A140 W168 2/00-6/01 4 Cyl 1.4L M166 SOHC 8V MPFi FWD			
Sensor – Exhaust Oxygen	COS870	1	Direct Fit 4 Wire
Sensor – Exhaust Oxygen – Universal	COS724	1	Universal 4 Wire
A160 W168 10/98-4/05 4 Cyl 1.6L M166 SOHC 8V MPFi RWD			
Sensor – Exhaust Oxygen	COS870	1	Direct Fit 4 Wire
Sensor – Exhaust Oxygen – Universal	COS724	1	Universal 4 Wire
A190 W168 9/99-4/05 4 Cyl 1.9L SOHC 8V MPFi FWD			
Sensor – Exhaust Oxygen	COS870	1	Direct Fit 4 Wire
Sensor – Exhaust Oxygen – Universal	COS724	1	Universal 4 Wire
C36 AMG W202 10/95-7/97 6 Cyl 3.6L M104 DOHC 24V MPFi RWD			
Sensor – Air Flow / MAF	CAF010	1	
Sensor – Air Flow / MAF	CAF003	1	
C180 W202 2/94-11/00 4 Cyl 1.8L M111 DOHC 16V MPFi RWD			
Sensor – Air Flow / MAF	CAF008	1	
Sensor – Exhaust Oxygen	COS846	1	Direct Fit 4 Wire
Sensor – Exhaust Oxygen – Universal	COS724	1	Universal 4 Wire
C180 W203: C180 CL203 11/00-9/02 4 Cyl 2.0L DOHC 16V EPFi RWD			
Sensor – Exhaust Oxygen	COS870	1	Direct Fit 4 Wire
Sensor – Exhaust Oxygen – Universal	COS724	1	Universal 4 Wire
C200T W202 10/96-10/00 4 Cyl 2.0L M111 DOHC 16V EFi RWD			
Sensor – Air Flow / MAF	CAF008	1	
C230 W202 11/96-8/97 4 Cyl 2.3L M111 DOHC 16V EFi RWD			
Sensor – Air Flow / MAF	CAF008	1	
C280 W202 3/94-10/00 6 Cyl 2.8L M104.941 DOHC 24V MPFi RWD			
Sensor – Air Flow / MAF	CAF010	1	To 9/1997
Sensor – Air Flow / MAF	CAF003	1	From 9/1997
Sensor – Exhaust Oxygen	COS818	1	Direct Fit 4 Wire: Rear
Sensor – Exhaust Oxygen – Universal	COS724	2	Universal 4 Wire: Front and Rear
CL55 C215 AMG 7/01-2/03 V8 Cyl 5.5L DOHC 24V MPFi RWD			
Sensor – Exhaust Oxygen	COS870	1	Direct Fit 4 Wire
Sensor – Exhaust Oxygen – Universal	COS724	1	Universal 4 Wire
CL500 C215 3/00-3/07 V8 Cyl 5.0L SOHC 24V MPFi RWD			
Sensor – Exhaust Oxygen	COS816	1	Direct Fit 4 Wire
Sensor – Exhaust Oxygen – Universal	COS724	1	Universal 4 Wire
CLK200 A208 10/00-1/04 4 Cyl 2.0L M111.940 DOHC 16V MPFi RWD			
Sensor – Air Flow / MAF	CAF008	1	

APPLICATION GUIDE



Mercedes	Part No	Qty	Notes
E36 S210 5/96-7/97 6 Cyl 3.6L M104.992 DOHC 24V MPFi RWD			
Sensor – Air Flow / MAF	CAF003	1	
Sensor – Air Flow / MAF	CAF010	1	
Sensor – Exhaust Oxygen	COS814	1	Direct Fit 4 Wire
Sensor – Exhaust Oxygen – Universal	COS724	1	Universal 4 Wire
E220 W124 9/93-2/96 4 Cyl 2.2L M111.960 DOHC 16V EFi RWD			
Sensor – Exhaust Oxygen	COS814	1	Direct Fit 4 Wire
Sensor – Exhaust Oxygen – Universal	COS724	1	Universal 4 Wire
E230 W210 2/96-5/98 4 Cyl 2.3L M111.970 DOHC 16V MPFi RWD			
Sensor – Exhaust Oxygen	COS876	1	Direct Fit 4 Wire
Sensor – Exhaust Oxygen – Universal	COS724	1	Universal 4 Wire
E240 S210: W210 11/99-8/02 V6 Cyl 2.4L M112.911 SOHC 18V MPFi RWD			
Sensor – Air Flow / MAF	CAF003	1	
E320 W124 9/93-2/96 6 Cyl 3.2L M104.992 DOHC 24V EFi RWD			
Sensor – Exhaust Oxygen	COS814	1	Direct Fit 4 Wire
Sensor – Exhaust Oxygen – Universal	COS724	1	Universal 4 Wire
E320 W210 2/96-6/98 6 Cyl 3.2L M104.992 DOHC 24V MPFi RWD			
Sensor – Exhaust Oxygen	COS864	1	Direct Fit 4 Wire
Sensor – Exhaust Oxygen – Universal	COS724	1	Universal 4 Wire
E320 W210 8/97-8/02 V6 Cyl 3.2L M112.941 SOHC 18V MPFi RWD			
Sensor – Air Flow / MAF	CAF003	1	
Sensor – Exhaust Oxygen	COS864	1	Direct Fit 4 Wire: LH Side Before Catalyst
Sensor – Exhaust Oxygen	COS841	1	Direct Fit 4 Wire: RH Side Before Catalyst
Sensor – Exhaust Oxygen – Universal	COS724	1	Universal 4 Wire: LH Side Before Catalyst
E320 S210: S211 & E320T S210 7/97-8/02 V6 Cyl 3.2L M112.941 SOHC 18V MPFi RWD			
Sensor – Air Flow / MAF	CAF003	1	
E430 W210 1/98-8/02 V8 Cyl 4.3L SOHC 24V MPFi RWD			
Sensor – Air Flow / MAF	CAF011	1	
ML320 W163 9/98-4/03 V6 Cyl 3.2L M112 SOHC 18V MPFi RWD			
Sensor – Air Flow / MAF	CAF003	1	
Sensor – Exhaust Oxygen	COS875	1	Direct Fit 4 Wire
Sensor – Exhaust Oxygen – Universal	COS724	1	Universal 4 Wire
ML430 W163 3/99-10/01 V8 Cyl 4.3L M113 SOHC 24V EPFi FT4WD			
Sensor – Exhaust Oxygen	COS870	1	Direct Fit 4 Wire
Sensor – Exhaust Oxygen – Universal	COS724	1	Universal 4 Wire
ML500 W164 9/05-10/07 V8 Cyl 5.0L SOHC 24V MPFi 4WD			
Sensor – Exhaust Oxygen	COS870	1	Direct Fit 4 Wire
Sensor – Exhaust Oxygen – Universal	COS724	1	Universal 4 Wire

APPLICATION GUIDE



Mercedes	Part No	Qty	Notes
S280 W140 10/95-4/99 6 Cyl 2.8L M104.944 DOHC 24V MPFi RWD			
Sensor – Air Flow / MAF	CAF010	1	
S350 W220 3/03-2/06 V6 Cyl 3.7L SOHC 18V MPFi RWD			
Sensor – Exhaust Oxygen	COS870	1	Direct Fit 4 Wire
Sensor – Exhaust Oxygen – Universal	COS724	1	Universal 4 Wire
S600L W140 9/93-4/99 V12 Cyl 6.0L DOHC 48V MPFi RWD			
Sensor – Exhaust Oxygen	COS816	1	Direct Fit 4 Wire
Sensor – Exhaust Oxygen – Universal	COS724	1	Universal 4 Wire
S600L W220 Turbo 3/03-2/06 V12 Cyl 5.5L SOHC 36V MPFi RWD			
Sensor – Exhaust Oxygen	COS870	1	Direct Fit 4 Wire
Sensor – Exhaust Oxygen – Universal	COS724	1	Universal 4 Wire
SL280 R129 11/95-4/99 6 Cyl 2.8L M104.943 DOHC 24V MPFi RWD			
Sensor – Air Flow / MAF	CAF010	1	
Sensor – Exhaust Oxygen	COS816	1	Direct Fit 4 Wire
Sensor – Exhaust Oxygen – Universal	COS724	1	Universal 4 Wire
SL320 R129 3/99-7/02 V6 Cyl 3.2L SOHC 18V MPFi RWD			
Sensor – Air Flow / MAF	CAF003	1	
Sensor – Exhaust Oxygen	COS840	1	Direct Fit 4 Wire
Sensor – Exhaust Oxygen – Universal	COS724	1	Universal 4 Wire
SL350 R230 10/03-4/06 V6 Cyl 3.8L M119 SOHC 18V MPFi RWD			
Sensor – Exhaust Oxygen	COS870	1	Direct Fit 4 Wire
Sensor – Exhaust Oxygen – Universal	COS724	1	Universal 4 Wire
SL500 R230 7/02-4/06 V8 Cyl 5.0L SOHC 24V MPFi RWD			
Sensor – Exhaust Oxygen	COS875	1	Direct Fit 4 Wire
Sensor – Exhaust Oxygen – Universal	COS724	1	Universal 4 Wire
SLK200 W170 11/97-11/00 4 Cyl 2.0L M111.946 DOHC 16V MPFi RWD			
Sensor – Air Flow / MAF	CAF008	1	
Sensor – Exhaust Oxygen	COS839	1	Direct Fit 4 Wire
Sensor – Exhaust Oxygen – Universal	COS724	1	Universal 4 Wire
SLK200 W202 S/Charged 7/00-7/04 4 Cyl 2.0L DOHC 16V MPFi RWD			
Sensor – Air Flow / MAF	CAF008	1	
SLK230 W170:W202 S/Charged 2/97-7/04 4 Cyl 2.3L M111.973 DOHC 16V MPFi RWD			
Sensor – Air Flow / MAF	CAF008	1	
Sensor – Exhaust Oxygen	COS839	1	Direct Fit 4 Wire
Sensor – Exhaust Oxygen – Universal	COS724	1	Universal 4 Wire
Vito 113 V638 2/98-3/04 4 Cyl 2.0L M111.948 DOHC 16V EPFI FWD			
Sensor – Exhaust Oxygen	COS841	1	Direct Fit 4 Wire
Sensor – Exhaust Oxygen – Universal	COS724	1	Universal 4 Wire

APPLICATION GUIDE



Mercedes	Part No	Qty	Notes
Vito 119 V639			
4/04-on V6 Cyl 3.2L SOHC 18V EFi RWD			
Sensor – Exhaust Oxygen	COS870	1	Direct Fit 4 Wire
Sensor – Exhaust Oxygen – Universal	COS724	1	Universal 4 Wire
MG			
MGA			
1956-63 4 Cyl 1.6L Carb. RWD			
Ignition – Coil – Standard	CIC31	1	
Ignition – Coil – Heavy Duty Oil Filled Type	C80	1	
Ignition – Distributor Cap	BD268	1	Lucas Points Distributor
Ignition – Distributor Condenser	LC103	1	Lucas Points Distributor
Ignition – Distributor Points / Contact Set	L19V	1	Lucas Points Distributor
Ignition – Distributor Rotor	BD229	1	Lucas Points Distributor
Switch – Oil Pressure Warning Light	CPS35	1	
MGB Mk.I			
1963-68 4 Cyl 1.8L Carb. RWD			
Ignition – Coil – Standard	CIC31	1	
Ignition – Coil – Heavy Duty Oil Filled Type	C80	1	
Ignition – Distributor Cap	BD268	1	Lucas Points Distributor
Ignition – Distributor Condenser	LC103	1	Lucas Points Distributor
Ignition – Distributor Points / Contact Set	L19V	1	Lucas Points Distributor
Ignition – Distributor Rotor	BD229	1	Lucas Points Distributor
MGB Mk.II			
9/68-6/70 4 Cyl 1.8L Carb. RWD			
Ignition – Coil – Standard	CIC31	1	
Ignition – Coil – Heavy Duty Oil Filled Type	C80	1	
Ignition – Distributor Cap	BD278	1	Lucas Points Distributor
Ignition – Distributor Condenser	LC103	1	Lucas Points Distributor
Ignition – Distributor Points / Contact Set	L19V	1	Lucas Points Distributor
Ignition – Distributor Rotor	BD256	1	Lucas Points Distributor
Sensor – Temperature Gauge	CTS128	1	
Switch – Oil Pressure Warning Light	CPS31	1	
MGB GT V8			
8/73-12/76 V8 Cyl 3.5L OHV 16V 2xCarb. RWD			
Ignition – Coil – Standard	CIC32R	1	
Ignition – Coil – Heavy Duty Oil Filled Type	C80R	1	
Ignition – Coil – Heavy Duty Epoxy Type	CC254	1	
Ignition – Distributor Cap	BD280	1	Lucas Points Distributor
Ignition – Distributor Condenser	LC103	1	Lucas Points Distributor
Ignition – Distributor Points / Contact Set	L19V	1	Lucas Points Distributor
Ignition – Distributor Rotor	DR71	1	Lucas Points Distributor
Sensor – Temperature Gauge	CTS119	1	
MGF 1.8i			
3/97-11/00 4 Cyl 1.8L DOHC 16V MPFi RWD			
Ignition – Distributor Cap	BD896	1	Lucas Electronic Distributor
Ignition – Distributor Rotor	BD897	1	Lucas Electronic Distributor

APPLICATION GUIDE



MG	Part No	Qty	Notes
Midget Mk.III 1968-72 4 Cyl 1.3L OHV 8V Carb. RWD			
Ignition – Coil – Standard	CIC32R	1	
Ignition – Coil – Heavy Duty Oil Filled Type	C80R	1	
Ignition – Coil – Heavy Duty Epoxy Type	CC254	1	
Ignition – Distributor Cap	BD268	1	Lucas Points Distributor
Ignition – Distributor Condenser	LC103	1	Lucas Points Distributor
Ignition – Distributor Points / Contact Set	L19V	1	Lucas Points Distributor
Ignition – Distributor Rotor	BD229	1	Lucas Points Distributor: To 1970
Ignition – Distributor Rotor	BD287	1	Lucas Points Distributor: From 1971
Switch – Oil Pressure Warning Light	CPS31	1	
Midget Mk.III 12/74-79 4 Cyl 1.5L RWD			
Sensor – Temperature Gauge	CTS119	1	
Switch – Oil Pressure Warning Light	CPS31	1	
Cooper R50 3/02-2/07 4 Cyl 1.6L W10B SOHC 16V MPFI FWD			
Sensor – MAP	CMS227	1	In Suction Pipe
Cooper S R50 S/Charged 5/02-8/04 4 Cyl 1.6L W11B SOHC 16V MPFI FWD			
Sensor – MAP	CMS230	1	In Manifold
Sensor – MAP	CMS227	1	In Suction Pipe
Mitsubishi			
380 DB Incl. Series II: Series III 9/05-4/08 V6 Cyl 3.8L 6G75 SOHC 24V ESPFI FWD			
Sensor – Crankshaft	CSCA161	1	
Switch – Brake Light	CSL71	1	
Switch – Clutch Pedal	CSL47	1	
Switch – Oil Pressure Warning Light	CPS37	1	
3000GT JF 10/92-3/98 V6 Cyl 3.0L 6G72 DOHC 24V EFI 4WD			
Ignition – Coil – Standard	CC382	3	Coil only
Sensor – Coolant Temperature	CCS33	1	
Sensor – Temperature Gauge	CTS110	1	
Switch – Oil Pressure Warning Light	CPS37	1	
Switch – Radiator Fan	CFS29	1	
Canter FC212 1/84-3/86 4 Cyl 2.6L 4G54 SOHC 8V Carb. RWD			
Ignition – Coil – Standard	CIC32R	1	
Ignition – Coil – Heavy Duty Oil Filled Type	C80R	1	
Ignition – Coil – Heavy Duty Epoxy Type	CC254	1	
Ignition – Distributor Cap	JP542	1	Mitsubishi Points Distributor
Ignition – Distributor Condenser	MC414	1	Mitsubishi Points Distributor
Ignition – Distributor Points / Contact Set	S219VU	1	Mitsubishi Points Distributor
Ignition – Distributor Rotor	JR533	1	Mitsubishi Points Distributor
Canter FC432 4/86-7/92 4 Cyl 2.6L 4G54 SOHC 8V Carb. RWD			
Ignition – Distributor Cap	JP564	1	Mitsubishi Points Distributor
Ignition – Distributor Condenser	MC414	1	Mitsubishi Points Distributor
Ignition – Distributor Points / Contact Set	S219VU	1	Mitsubishi Points Distributor
Ignition – Distributor Rotor	JR533	1	Mitsubishi Points Distributor

APPLICATION GUIDE



Mitsubishi	Part No	Qty	Notes
Challenger K96 (NZ Market) 1996-on V6 Cyl 3.0L 6G72			
Ignition – Distributor Cap	BD100	1	Mitsubishi Electronic Distributor
Ignition – Distributor Rotor	JR639	1	Mitsubishi Electronic Distributor
Challenger PA 3/98-3/07 V6 Cyl 3.0L 6G72 SOHC 24V MPFI 4WD			
Ignition – Coil – Standard	CC314	2	With Black Connector
Ignition – Coil – Standard	TBA	1	With White Connector
Sensor – Camshaft	CSCA110	1	
Sensor – Coolant Temperature	CCS39	1	
Sensor – Crankshaft	CSCA37	1	To 5/2003
Sensor – Crankshaft	CSCA162	1	From 6/2003
Sensor – Exhaust Oxygen – Universal	COS724	1	Universal 4 Wire: Auto Transmission
Sensor – Temperature Gauge	CTS110	1	
Sensor – Throttle Position	CTPS151	1	With Cruise Control
Sensor – Throttle Position	CTPS150	1	Without Cruise Control: To 6/2001
Sensor – Throttle Position	CTPS152	1	With & Without Cruise Control: From 6/2001
Switch – Oil Pressure Warning Light	CPS50	1	
Switch – Radiator Fan	CFS22	1	
Valve – Idle Speed Control	CIA015	1	
Chariot DX3: DX4: D05W (NZ Market) 1984-91 4 Cyl 1.75L 4G37 SOHC 8V			
Ignition – Coil – Standard	CC202	1	
Ignition – Distributor Cap	JP564	1	
Ignition – Distributor Rotor	JR533	1	
Chariot DO8W (NZ Market) 1984-93 4 Cyl 2.0L 4G63B 4WD			
Ignition – Distributor Cap	JP648	1	Denso Electronic Distributor
Ignition – Distributor Rotor	JR527	1	Denso Electronic Distributor
Chariot N33W (NZ Market) 3/91-5/92 4 Cyl 2.0L 4G63 SOHC 8V			
Ignition – Distributor Cap	JP718	1	Mitsubishi Electronic Distributor
Ignition – Distributor Rotor	JR806	1	Mitsubishi Electronic Distributor
Chariot N33W (NZ Market) 6/92-1/95 4 Cyl 2.0L 4G63 SOHC 8V			
Ignition – Distributor Cap	JP815	1	Mitsubishi Electronic Distributor
Ignition – Distributor Rotor	JR814	1	Mitsubishi Electronic Distributor
Chariot N34W: N44W (NZ Market) 1993-98 4 Cyl 2.4L 4G64			
Ignition – Distributor Cap	JP542	1	Mitsubishi Electronic Distributor
Ignition – Distributor Rotor	JR611	1	Mitsubishi Electronic Distributor
Chariot N33W (NZ Market) 1/95-4/96 4 Cyl 2.0L 4G63 SOHC 8V			
Ignition – Distributor Cap	JP815	1	Mitsubishi Electronic Distributor
Ignition – Distributor Rotor	JR814	1	Mitsubishi Electronic Distributor

APPLICATION GUIDE



Mitsubishi	Part No	Qty	Notes
Colt RA 1/81-10/82 4 Cyl 1.4L 4G12 SOHC 8V Carb. FWD			
Ignition – Coil – Standard	C1C32R	1	Mitsubishi Points Distributor
Ignition – Coil – Heavy Duty Oil Filled Type	C80R	1	
Ignition – Coil – Heavy Duty Epoxy Type	CC254	1	
Ignition – Distributor Cap	JP542	1	
Ignition – Distributor Condenser	MC418	1	
Ignition – Distributor Points / Contact Set	S219VU	1	
Ignition – Distributor Rotor	JR533	1	
Sensor – Temperature Gauge	CTS108	1	
Switch – Oil Pressure Warning Light	CPS23	1	
Switch – Radiator Fan	CFS22	1	
Colt RB: RC: RD: RE 10/82-6/90 4 Cyl 1.4L 4G33: 1.6L 4G32 SOHC 8V Carb. FWD			
Ignition – Coil – Standard	C1C32R	1	Bosch Points Distributor
Ignition – Coil – Heavy Duty Oil Filled Type	C80R	1	
Ignition – Coil – Heavy Duty Epoxy Type	CC254	1	
Ignition – Distributor Cap	BH90	1	
Ignition – Distributor Condenser	BC100	1	
Ignition – Distributor Points / Contact Set	S11V	1	
Ignition – Distributor Rotor	DR463	1	
Sensor – Temperature Gauge	CTS108	1	
Switch – Oil Pressure Warning Light	CPS23	1	
Switch – Radiator Fan	CFS22	1	
Colt Z2 8/04-on 4 Cyl 1.5L 4G15 DOHC 16V MPFi FWD			
Sensor – Coolant Temperature	CCS39	1	
Colt RG 9/04-2/06 4 Cyl 1.5L 4G15 DOHC 16V MPFi FWD			
Sensor – Camshaft	CSCA148	1	Universal 4 Wire: LH & RH Side Manifold
Sensor – Coolant Temperature	CCS39	1	
Sensor – Crankshaft	CSCA163	1	
Sensor – Exhaust Oxygen – Universal	COS724	2	
Switch – Oil Pressure Warning Light	CPS50	1	
Colt RG 3/06-3/07 4 Cyl 1.5L 4A91 DOHC 16V MPFi FWD			
Sensor – Camshaft	CSCA151	1	
Sensor – Coolant Temperature	CCS39	1	
Colt RG Turbo 7/06-on 4 Cyl 1.5L 4A91 DOHC 16V MPFi FWD			
Sensor – Camshaft	CSCA148	1	
Sensor – Coolant Temperature	CCS39	1	
Sensor – Crankshaft	CSCA163	1	
Colt RZ Turbo 11/06-on 4 Cyl 1.5L 4G15 DOHC 16V MPFi FWD			
Sensor – Camshaft	CSCA148	1	Direct Fit 4 Wire: After Catalyst Universal 4 Wire: After Catalyst
Sensor – Crankshaft	CSCA163	1	
Sensor – Exhaust Oxygen	COS887	1	
Sensor – Exhaust Oxygen – Universal	COS724	1	
Colt RZ 11/06-on 4 Cyl 1.5L 4A91 DOHC 16V MPFi FWD			
Sensor – Camshaft	CSCA151	1	

APPLICATION GUIDE



Mitsubishi	Part No	Qty	Notes
Cordia AA			
4/83-10/84 4 Cyl 1.6L 4G32 SOHC 8V Carb. FWD			
Ignition – Coil – Standard	CIC32R	1	
Ignition – Coil – Heavy Duty Oil Filled Type	C80R	1	
Ignition – Coil – Heavy Duty Epoxy Type	CC254	1	
Ignition – Distributor Cap	JP542	1	Mitsubishi Points Distributor
Ignition – Distributor Condenser	MC423	1	Mitsubishi Points Distributor
Ignition – Distributor Points / Contact Set	S219VU	1	Mitsubishi Points Distributor
Ignition – Distributor Rotor	JR533	1	Mitsubishi Points Distributor
Sensor – Temperature Gauge	CTS108	1	
Cordia 3H24: 5Z24 Incl. Turbo (NZ Market)			
1983-87 4 Cyl 1.6L 4G32			
Ignition – Coil – Standard	CC211	1	Mitsubishi Electronic Distributor
Ignition – Distributor Cap	JP558	1	Mitsubishi Electronic Distributor
Ignition – Distributor Rotor	JR555	1	Mitsubishi Electronic Distributor
Cordia AA: AB: AC Turbo			
3/84-7/89 4 Cyl 1.8L 4G62 SOHC 8V EFI FWD			
Ignition – Coil – Standard	CC215	1	
Ignition – Distributor Cap	JP564	1	Mitsubishi Electronic Distributor
Ignition – Distributor Rotor	JR533	1	Mitsubishi Electronic Distributor
Ignition – Pickup / Trigger	CIT122	1	
Sensor – Coolant Temperature	CCS24	1	
Sensor – Exhaust Oxygen	COS746	1	Direct Fit 1 Wire: From 12/1985
Sensor – Exhaust Oxygen – Universal	COS720	1	Universal 1 Wire: From 12/1985
Sensor – Oil Pressure Gauge	CPS27	1	
Sensor – Temperature Gauge	CTS108	1	
Switch – Brake Light	CSL47	1	
Switch – Radiator Fan	CFS22	1	
Cordia AB: AC			
11/84-7/89 4 Cyl 1.8L 4G37 SOHC 8V Carb. FWD			
Ignition – Coil – Standard	CC202	1	
Ignition – Distributor Cap	JP542	1	Mitsubishi Electronic Distributor
Ignition – Distributor Rotor	JR533	1	Mitsubishi Electronic Distributor
Ignition – Module & Pickup / Trigger	CM404	1	
Sensor – Oil Pressure Gauge	CPS27	1	
Sensor – Temperature Gauge	CTS108	1	
Switch – Brake Light	CSL47	1	
Switch – Radiator Fan	CFS22	1	
Cordia CX: CY: CZ (NZ Market)			
1985-87 4 Cyl 1.8L 4G37			
Ignition – Distributor Cap	JP564	1	Mitsubishi Electronic Distributor
Ignition – Distributor Rotor	JR533	1	Mitsubishi Electronic Distributor
Delica PO4W: PO24W (NZ Market)			
1988-96 4 Cyl 2.4L 4G64			
Ignition – Distributor Cap	JP542	1	Mitsubishi Electronic Distributor
Ignition – Distributor Rotor	JR611	1	Mitsubishi Electronic Distributor
Diamante F36A (NZ Market)			
1995-99 4 Cyl 3.0L 6G72 DOHC 16V			
Ignition – Distributor Cap	BD100	1	Mitsubishi Electronic Distributor
Ignition – Distributor Rotor	JR639	1	Mitsubishi Electronic Distributor
Eterna E12A (NZ Market)			
1983-85 4 Cyl 1.8L 4G37B			
Ignition – Distributor Cap	JP564	1	Mitsubishi Electronic Distributor
Ignition – Distributor Rotor	JR517	1	Mitsubishi Electronic Distributor

APPLICATION GUIDE



Mitsubishi	Part No	Qty	Notes
Express SF: SG: SH Carb 10/86-9/94 4 Cyl 2.0L 4G63 SOHC 8V Carb. RWD			
Ignition – Coil – Standard	CC232	1	
Ignition – Distributor Cap	JP652	1	Denso Electronic Distributor
Ignition – Distributor Rotor	JR527	1	Denso Electronic Distributor
Ignition – Pickup / Trigger	CIT109	1	Denso Electronic Distributor
Sensor – Temperature Gauge	CTS110	1	
Express SF: SG: SH EFi 10/86-9/94 4 Cyl 2.4L 4G64 SOHC 8V EFi RWD & 4WD			
Ignition – Coil – Standard	CC220	1	To 5/1994
Ignition – Coil – Standard	CC281	1	From 6/1994
Ignition – Distributor Cap	JP542	1	Mitsubishi Electronic Distributor
Ignition – Distributor Rotor	JR611	1	Mitsubishi Electronic Distributor
Ignition – Module	CM422	1	
Sensor – Coolant Temperature	CCS24	1	
Sensor – Exhaust Oxygen	COS757	1	Direct Fit 1 Wire
Sensor – Exhaust Oxygen – Universal	COS720	1	Universal 1 Wire
Sensor – Temperature Gauge	CTS110	1	
Sensor – Throttle Position	CTPS100	1	To 5/1994
Sensor – Throttle Position	CTPS150	1	From 6/1994
Switch – Coolant Temperature Warning Light	CTS163	1	
Switch – Oil Pressure Warning Light	CPS37	1	
Express SF: SG: SH: SJ Diesel 1/88-9/03 4 Cyl 2.5L 4D56 SOHC 8V Di RWD			
Sensor – Temperature Gauge	CTS162	1	
Express WA EFi 9/94-2/06 4 Cyl 2.4L 4G64 SOHC 16V EFi RWD			
Ignition – Distributor Cap	JP816	1	Mitsubishi Electronic Distributor
Ignition – Distributor Rotor	JR806	1	Mitsubishi Electronic Distributor
Sensor – Coolant Temperature	CCS39	1	
Sensor – Temperature Gauge	CTS110	1	
Switch – Coolant Temperature Warning Light	CTS163	1	
Switch – Oil Pressure Warning Light	CPS37	1	
Express SJ Carb 10/94-10/03 4 Cyl 2.0L 4G63 SOHC 16V Carb. RWD			
Ignition – Coil – Standard	CC281	1	To 6/1995
Ignition – Coil – Standard	CC232	1	From 7/1995 To 6/1996
Ignition – Coil – Standard	CC281	1	From 7/1996
Ignition – Distributor Cap	JP816	1	Mitsubishi Electronic Distributor: To 6/1995
Ignition – Distributor Cap	JP652	1	Denso Electronic Dist.: From 7/1995 To 6/1996
Ignition – Distributor Cap	JP816	1	Mitsubishi Electronic Distributor: From 7/1995
Ignition – Distributor Rotor	JR641	1	Mitsubishi Electronic Distributor: To 6/1995
Ignition – Distributor Rotor	JR527	1	Denso Electronic Dist.: From 7/1995 To 6/1996
Ignition – Distributor Rotor	JR641	1	Mitsubishi Electronic Distributor: From 7/1995
Ignition – Module	CM475	1	Mitsubishi Electronic Distributor
Ignition – Pickup / Trigger	CIT109	1	Denso Electronic Distributor
Sensor – Temperature Gauge	CTS110	1	
Express SJ EFi 4WD 10/94-2/01 4 Cyl 2.4L 4G64 SOHC 16V EFi 4WD			
Ignition – Module	CM475	1	
Sensor – Coolant Temperature	CCS24	1	
Sensor – Temperature Gauge	CTS110	1	

APPLICATION GUIDE



Mitsubishi	Part No	Qty	Notes
Express SJ EFi RWD 10/94-10/03 4 Cyl 2.4L 4G64 SOHC 16V EFi RWD			
Ignition – Coil – Standard	CC281	1	
Ignition – Distributor Cap	JP816	1	Mitsubishi Electronic Distributor: To 9/2000
Ignition – Distributor Rotor	JR806	1	Mitsubishi Electronic Distributor: To 9/2000
Ignition – Module	CM422	1	
Sensor – Coolant Temperature	CCS24	1	
Sensor – Temperature Gauge	CTS110	1	
Sensor – Throttle Position	CTPS100	1	
Sensor – Throttle Position	CTPS150	1	
Switch – Coolant Temperature Warning Light	CTS163	1	
Switch – Oil Pressure Warning Light	CPS37	1	
Express SJ EFi 11/03-2/06 4 Cyl 2.0L 4G63 SOHC 16V EFi RWD			
Ignition – Coil – Standard	CC281	1	
Ignition – Module	CM422	1	
Sensor – Temperature Gauge	CTS110	1	
Express SJ EFi 3/06-on 4 Cyl 2.4L 4G64 SOHC 16V EFi RWD			
Sensor – Camshaft	CSCA87	1	
Sensor – Temperature Gauge	CTS110	1	
Sensor – Throttle Position	CTPS150	1	
Galant E15A Turbo (NZ Market) 1983-85 4 Cyl 2.0L 4G63BT			
Ignition – Coil – Standard	CC211	1	Mitsubishi Electronic Distributor
Ignition – Distributor Cap	JP558	1	Mitsubishi Electronic Distributor
Ignition – Distributor Rotor	JR555	1	Mitsubishi Electronic Distributor
Galant E12A (NZ Market) 1983-86 4 Cyl 1.8L 4G37B			
Ignition – Distributor Cap	JP564	1	Mitsubishi Electronic Distributor
Ignition – Distributor Rotor	JR533	1	Mitsubishi Electronic Distributor
Galant E31A (NZ Market) 1987-92 4 Cyl 1.6L 4G32 SOHC 8V			
Ignition – Distributor Cap	JP564	1	Mitsubishi Electronic Distributor
Ignition – Distributor Rotor	JR533	1	Mitsubishi Electronic Distributor
Galant E32A (NZ Market) 1988-91 4 Cyl 1.8L 4G37 SOHC 8V			
Ignition – Distributor Cap	JP564	1	Mitsubishi Electronic Distributor
Ignition – Distributor Rotor	JR533	1	Mitsubishi Electronic Distributor
Galant E33A (NZ Market) 1989-91 4 Cyl 2.0L 4G63 DOHC 16V			
Ignition – Distributor Cap	JP564	1	Mitsubishi Electronic Distributor
Galant SB1M41G (NZ Market) 1988-93 4 Cyl 1.6L 4G32 SOHC 8V			
Ignition – Distributor Cap	JP648	1	Denso Electronic Distributor
Ignition – Distributor Rotor	JR527	1	Denso Electronic Distributor
Galant SB3: SC3 (NZ Market) 1988-93 4 Cyl 1.8L 4G37 SOHC 8V			
Ignition – Coil – Standard	CC259	1	Denso Electronic Distributor
Ignition – Distributor Cap	JP648	1	Denso Electronic Distributor
Ignition – Distributor Rotor	JR527	1	Denso Electronic Distributor

APPLICATION GUIDE



Mitsubishi	Part No	Qty	Notes
Galant SB541G: SB6P41G (NZ Market) 6/88-93 4 Cyl 2.0L 4G63 SOHC 8V			
Ignition – Coil – Standard	CC202	1	Mitsubishi Electronic Distributor
Ignition – Distributor Cap	JP564	1	Mitsubishi Electronic Distributor
Ignition – Distributor Rotor	JR533	1	Mitsubishi Electronic Distributor
Galant HG SOHC 5/89-8/90 4 Cyl 2.0L 4G63 SOHC 8V MPFI FWD			
Ignition – Coil – Standard	CC220	1	
Ignition – Distributor Cap	JP542	1	Mitsubishi Electronic Distributor
Ignition – Distributor Rotor	JR611	1	Mitsubishi Electronic Distributor
Ignition – Module	CM422	1	
Sensor – Coolant Temperature	CCS24	1	
Sensor – Exhaust Oxygen	COS742	1	Direct Fit 1 Wire
Sensor – Exhaust Oxygen – Universal	COS720	1	Universal 1 Wire
Sensor – Temperature Gauge	CTS110	1	
Switch – Brake Light	CSL47	1	
Switch – Oil Pressure Warning Light	CPS37	1	
Switch – Radiator Fan	CFS48	1	
Galant HG: HH Incl. Turbo: DOHC 5/89-3/93 4 Cyl 2.0L 4G63 DOHC 16V MPFI FWD			
Ignition – Coil – Standard	CC233	1	
Ignition – Module	CM441	1	From 6/1990
Sensor – Coolant Temperature	CCS24	1	
Sensor – Exhaust Oxygen	COS762	1	Direct Fit 4 Wire
Sensor – Exhaust Oxygen – Universal	COS724	1	Universal 4 Wire
Sensor – Temperature Gauge	CTS110	1	
Sensor – Throttle Position	CTPS100	1	
Switch – Brake Light	CSL54	1	
Switch – Oil Pressure Warning Light	CPS37	1	
Switch – Radiator Fan	CFS48	1	
Galant HH SOHC 9/90-12/92 4 Cyl 2.0L 4G63 SOHC 8V EFI FWD			
Ignition – Coil – Standard	CC220	1	
Ignition – Distributor Cap	JP718	1	Mitsubishi Electronic Distributor
Ignition – Distributor Rotor	JR806	1	Mitsubishi Electronic Distributor
Ignition – Module	CM422	1	
Sensor – Coolant Temperature	CCS24	1	
Sensor – Crankshaft	CSCA01	1	Module inside Crank Sensor: From 5/1992 To 10/1992
Sensor – Exhaust Oxygen	COS742	1	Direct Fit 1 Wire
Sensor – Exhaust Oxygen – Universal	COS720	1	Universal 1 Wire
Sensor – Temperature Gauge	CTS110	1	
Sensor – Throttle Position	CTPS100	1	From 1991
Switch – Brake Light	CSL47	1	
Switch – Oil Pressure Warning Light	CPS37	1	
Switch – Radiator Fan	CFS48	1	
Galant HJ 4/93-3/95 4 Cyl 2.0L 4G63 SOHC 16V EFI FWD			
Ignition – Distributor Cap	JP831	1	Mitsubishi Electronic Distributor
Ignition – Distributor Rotor	JR814	1	Mitsubishi Electronic Distributor
Sensor – Coolant Temperature	CCS39	1	
Sensor – Exhaust Oxygen	COS783	1	Direct Fit 2 Wire
Sensor – Exhaust Oxygen – Universal	COS723	1	Universal 2 Wire
Sensor – Temperature Gauge	CTS110	1	
Switch – Brake Light	CSL54	1	
Switch – Oil Pressure Warning Light	CPS37	1	

APPLICATION GUIDE



Mitsubishi	Part No	Qty	Notes
Galant HJ			
4/93-10/96 V6 Cyl 2.0L 6A12 DOHC 24V EFI FWD			
Ignition – Coil – Standard	CC312	1	Direct Fit 4 Wire Universal 4 Wire
Sensor – Coolant Temperature	CCS39	1	
Sensor – Exhaust Oxygen	COS752	1	
Sensor – Exhaust Oxygen – Universal	COS724	1	
Sensor – Temperature Gauge	CTS110	1	
Switch – Oil Pressure Warning Light	CPS37	1	
Grandis BA			
5/04-6/06 4 Cyl 2.4L 4G69 SOHC 16V EFI FWD			
Sensor – Camshaft	CSCA148	1	Universal 4 Wire: LH and RH Side Manifold:
Sensor – Crankshaft	CSCA153	1	
Sensor – Exhaust Oxygen – Universal From 6/2005	COS724	1	
GTO Z16 Incl. Turbo (NZ Market)			
1990-94 6 Cyl 3.0L 6G72			
Ignition – Distributor Cap	BD100	1	Mitsubishi Electronic Distributor
Ignition – Distributor Rotor	JR639	1	Mitsubishi Electronic Distributor
L200 Express MA: MB: MC			
3/80-8/84 4 Cyl 1.6L 4G32 SOHC 8V Carb. RWD			
Ignition – Coil – Standard	CIC32R	1	Mitsubishi Points Distributor Mitsubishi Points Distributor Mitsubishi Points Distributor Mitsubishi Points Distributor
Ignition – Coil – Heavy Duty Oil Filled Type	C80R	1	
Ignition – Coil – Heavy Duty Epoxy Type	CC254	1	
Ignition – Distributor Cap	JP542	1	
Ignition – Distributor Condenser	MC423	1	
Ignition – Distributor Points / Contact Set	S219VU	1	
Ignition – Distributor Rotor	JR533	1	
Sensor – Temperature Gauge	CTS108	1	
Switch – Oil Pressure Warning Light	CPS23	1	
L200 Express MA: MB			
7/81-9/82 4 Cyl 2.0L 4G52 SOHC 8V Carb. RWD & 4WD			
Ignition – Coil – Standard	CC202	1	Mitsubishi Electronic Distributor: To 1981 Mitsubishi Electronic Distributor: To 1981
Ignition – Distributor Cap	JP568	1	
Ignition – Distributor Rotor	JR555	1	
Sensor – Temperature Gauge	CTS108	1	
Switch – Oil Pressure Warning Light	CPS23	1	
L200 Express MC			
10/82-9/84 4 Cyl 2.0L 4G63 SOHC 8V Carb. RWD & 4WD			
Ignition – Coil – Standard	CC202	1	Denso Electronic Distributor Denso Electronic Distributor
Ignition – Distributor Cap	JP568	1	
Ignition – Distributor Rotor	JR555	1	
Ignition – Module	CM408	1	
Ignition – Pickup / Trigger	CIT112	1	
Sensor – Temperature Gauge	CTS108	1	
Switch – Oil Pressure Warning Light	CPS23	1	
L200 Express MD			
9/84-10/86 4 Cyl 2.0L 4G63 SOHC 8V Carb. RWD & 4WD			
Ignition – Coil – Standard	CC215	1	Denso Electronic Distributor Denso Electronic Distributor
Ignition – Distributor Cap	JP546	1	
Ignition – Distributor Rotor	JR527	1	
Ignition – Module	CM408	1	
Ignition – Pickup / Trigger	CIT112	1	
Sensor – Temperature Gauge	CTS108	1	
Switch – Oil Pressure Warning Light	CPS23	1	

APPLICATION GUIDE



Mitsubishi	Part No	Qty	Notes
L200 K13T (NZ Market) 1986-92 4 Cyl 2.6L 4G54 SOHC 8V			
Ignition – Coil – Standard	CC202	1	Mitsubishi Electronic Distributor
Ignition – Distributor Cap	JP564	1	Mitsubishi Electronic Distributor
Ignition – Distributor Rotor	JR533	1	Mitsubishi Electronic Distributor
L200 JNK (NZ Market) 1993-01 V6 Cyl 3.0L 6G72			
Ignition – Distributor Rotor	JR639	1	Mitsubishi Electronic Distributor
L200 K65 (NZ Market) 1997-on 4 Cyl 2.4L 4G64			
Ignition – Distributor Cap	JP542	1	Mitsubishi Electronic Distributor
Ignition – Distributor Rotor	JR611	1	Mitsubishi Electronic Distributor
L300 Express SA: SB: SC: SD: SE 4/80-10/86 4 Cyl 1.6L 4G32 SOHC 8V Carb. RWD			
Ignition – Coil – Standard	C1C32R	1	Mitsubishi Points Distributor
Ignition – Coil – Heavy Duty Oil Filled Type	C80R	1	
Ignition – Coil – Heavy Duty Epoxy Type	CC254	1	
Ignition – Distributor Cap	JP542	1	
Ignition – Distributor Condenser	MC423	1	
Ignition – Distributor Points / Contact Set	S219VU	1	
Ignition – Distributor Rotor	JR533	1	
Sensor – Temperature Gauge	CTS108	1	
Switch – Oil Pressure Warning Light	CPS37	1	
L300 Express SB: SC: SD 10/82-6/85 4 Cyl 1.8L 4G62 SOHC 8V Carb. RWD & 4WD			
Ignition – Coil – Standard	C1C32R	1	Denso Points Distributor
Ignition – Coil – Heavy Duty Oil Filled Type	C80R	1	
Ignition – Coil – Heavy Duty Epoxy Type	CC254	1	
Ignition – Distributor Cap	JP648	1	
Ignition – Distributor Condenser	TC209	1	
Ignition – Distributor Points / Contact Set	S204V	1	
Ignition – Distributor Rotor	JR527	1	
Sensor – Temperature Gauge	CTS108	1	
Switch – Oil Pressure Warning Light	CPS37	1	
L300 L032PV (NZ Market) 1982-87 4 Cyl 1.6L 4G32 SOHC 8V			
Ignition – Coil – Standard	CC211	1	Mitsubishi Points Distributor
Ignition – Distributor Cap	JP542	1	
Ignition – Distributor Condenser	MC423	1	
Ignition – Distributor Points / Contact Set	S219VU	1	
Ignition – Distributor Rotor	JR533	1	
L300 LO65 (NZ Market) 1983-87 4 Cyl 1.8L 4G62			
Ignition – Coil – Standard	CC211	1	Mitsubishi Electronic Distributor
Ignition – Distributor Cap	JP558	1	
Ignition – Distributor Rotor	JR555	1	
L300 Express SE 7/85-10/86 4 Cyl 2.0L 4G63 SOHC 8V Carb. RWD & 4WD			
Ignition – Coil – Standard	CC202	1	Denso Electronic Distributor
Ignition – Distributor Cap	JP652	1	
Ignition – Distributor Rotor	JR527	1	
Ignition – Pickup / Trigger	CIT109	1	
Sensor – Temperature Gauge	CTS108	1	
Switch – Oil Pressure Warning Light	CPS37	1	

APPLICATION GUIDE



Mitsubishi	Part No	Qty	Notes
L300 P Series 2WD & 4WD (NZ Market) 1987-92 4 Cyl 2.0L 4G63 SOHC 8V			
Ignition – Distributor Cap	JP564	1	Mitsubishi Electronic Distributor: Clip Down Cap
Ignition – Distributor Cap	JP568	1	Mitsubishi Electronic Dist.: Screw Down Cap
Ignition – Distributor Rotor	JR533	1	Mitsubishi Electronic Distributor: Clip Down Cap
Ignition – Distributor Rotor	JR555	1	Mitsubishi Electronic Dist.: Screw Down Cap
L300 PG5P (NZ Market) 1992-97 4 Cyl 2.4L 4G64 SOHC 8V			
Ignition – Distributor Cap	JP542	1	Mitsubishi Electronic Distributor
Lancer C11A (NZ Market) 1984-88 4 Cyl 1.3L 4G13B			
Ignition – Distributor Cap	JP558	1	Mitsubishi Electronic Distributor
Ignition – Distributor Rotor	JR555	1	Mitsubishi Electronic Distributor
Lancer C12A (NZ Market) 1984-88 4 Cyl 1.5L 4G15B			
Ignition – Distributor Cap	JP564	1	Mitsubishi Electronic Distributor
Ignition – Distributor Rotor	JR517	1	Mitsubishi Electronic Distributor
Lancer S/W C37V.W 4WD (NZ Market) 1986-92 4 Cyl 1.8L 4G37			
Ignition – Distributor Cap	JP564	1	Mitsubishi Electronic Distributor
Ignition – Distributor Rotor	JR533	1	Mitsubishi Electronic Distributor
Lancer CA 9/88-8/90 4 Cyl 1.5L 4G15 SOHC 12V Carb. FWD			
Ignition – Distributor Cap	JP542	1	Mitsubishi Electronic Distributor
Ignition – Distributor Rotor	JR533	1	Mitsubishi Electronic Distributor
Ignition – Module & Pickup / Trigger	CM404	1	To 5/1990
Lancer C62A (NZ Market) 1988-91 4 Cyl 1.5L 4G15 SOHC 12V			
Ignition – Distributor Cap	JP542	1	Mitsubishi Electronic Distributor
Ignition – Distributor Rotor	JR533	1	Mitsubishi Electronic Distributor
Lancer CA 4/89-8/90 4 Cyl 1.5L 4G15 SOHC 12V EFI FWD			
Ignition – Coil – Standard	CC220	1	
Ignition – Distributor Cap	JP542	1	Mitsubishi Electronic Distributor
Ignition – Distributor Rotor	JR611	1	Mitsubishi Electronic Distributor
Ignition – Module	CM422	1	
Sensor – Coolant Temperature	CCS24	1	
Sensor – Exhaust Oxygen	COS746	1	Direct Fit 1 Wire
Sensor – Exhaust Oxygen – Universal	COS720	1	Universal 1 Wire
Sensor – Temperature Gauge	CTS110	1	
Sensor – Throttle Position	CTPS100	1	
Switch – Oil Pressure Warning Light	CPS37	1	
Switch – Radiator Fan	CFS29	1	
Lancer LB3M41 (NZ Market) 1989-92 4 Cyl 1.3L 4G13			
Ignition – Distributor Cap	JP558	1	Mitsubishi Electronic Distributor
Ignition – Distributor Rotor	JR555	1	Mitsubishi Electronic Distributor

APPLICATION GUIDE



Mitsubishi	Part No	Qty	Notes
Lancer LB5H41 (NZ Market) 1989-92 4 Cyl 1.5L 4G15 SOHC 8V			
Ignition – Coil – Standard	CIC32R	1	Mitsubishi Points Distributor
Ignition – Coil – Heavy Duty Oil Filled Type	C80R	1	Mitsubishi Points Distributor
Ignition – Coil – Heavy Duty Epoxy Type	CC254	1	Mitsubishi Points Distributor
Ignition – Distributor Cap	JP542	1	Mitsubishi Points Distributor
Ignition – Distributor Condenser	MC409	1	Mitsubishi Points Distributor
Ignition – Distributor Points / Contact Set	S219VU	1	Mitsubishi Points Distributor
Ignition – Distributor Rotor	JR533	1	Mitsubishi Points Distributor
Lancer C12W: C32V (NZ Market) 1990-92 4 Cyl 1.5L 4G15			
Ignition – Distributor Cap	JP564	1	Mitsubishi Electronic Distributor
Ignition – Distributor Rotor	JR533	1	Mitsubishi Electronic Distributor
Lancer CB: CC 9/90-7/96 4 Cyl 1.5L 4G15 SOHC 12V Carb. FWD			
Ignition – Distributor Cap	JP830	1	Mitsubishi Electronic Distributor
Ignition – Distributor Rotor	JR641	1	Mitsubishi Electronic Distributor
Ignition – Module	CM428	1	
Ignition – Pickup / Trigger	CIT113	1	
Lancer CB 9/90-9/92 4 Cyl 1.5L 4G15 SOHC 12V EFI FWD			
Ignition – Coil – Standard	CC246	1	
Ignition – Distributor Cap	JP814	1	Mitsubishi Electronic Distributor
Ignition – Distributor Rotor	DR886	1	Mitsubishi Electronic Distributor
Ignition – Module	CM422	1	
Sensor – Coolant Temperature	CCS33	1	
Sensor – Crankshaft	CSCA78	1	In Distributor: Optic Type
Sensor – Crankshaft	CSCA11	1	In Distributor: Hall Type
Sensor – Exhaust Oxygen	COS783	1	Direct Fit 2 Wire
Sensor – Exhaust Oxygen – Universal	COS723	1	Universal 2 Wire
Sensor – Temperature Gauge	CTS110	1	
Sensor – Throttle Position	CTPS100	1	
Switch – Oil Pressure Warning Light	CPS37	1	
Switch – Radiator Fan	CFS29	1	
Lancer CB 9/90-9/92 4 Cyl 1.6L 4G61 DOHC 16V EFI FWD			
Ignition – Coil – Standard	CC233	1	
Ignition – Module	CM441	1	
Sensor – Coolant Temperature	CCS24	1	
Sensor – Crankshaft	CSCA01	1	
Sensor – Crankshaft	CSCA01B	1	Kit Supplied With Bearing
Sensor – Exhaust Oxygen	COS742	1	Direct Fit 1 Wire
Sensor – Exhaust Oxygen – Universal	COS720	1	Universal 1 Wire
Sensor – Temperature Gauge	CTS110	1	
Sensor – Throttle Position	CTPS100	1	To 5/1992
Switch – Oil Pressure Warning Light	CPS37	1	
Switch – Radiator Fan	CFS29	1	

APPLICATION GUIDE



Mitsubishi	Part No	Qty	Notes
Lancer CC			
9/92-7/96 4 Cyl 1.6L 4G92 SOHC 16V MPFI FWD			
Ignition – Coil – Standard	CC246	1	
Ignition – Distributor Cap	JP815	1	Mitsubishi Electronic Distributor
Ignition – Distributor Rotor	JR814	1	Mitsubishi Electronic Distributor
Ignition – Module	CM441	1	
Sensor – Coolant Temperature	CCS39	1	
Sensor – Crankshaft	CSCA62	1	In Distributor
Sensor – Exhaust Oxygen	COS783	1	Direct Fit 2 Wire
Sensor – Exhaust Oxygen – Universal	COS723	1	Universal 2 Wire
Sensor – Temperature Gauge	CTS110	1	
Switch – Oil Pressure Warning Light	CPS37	1	
Switch – Radiator Fan	CFS29	1	Automatic Transmission
Switch – Radiator Fan	CFS11	1	Manual Transmission
Lancer CC			
9/92-7/96 4 Cyl 1.8L 4G93 SOHC 16V EFI FWD			
Ignition – Coil – Standard	CC246	1	
Ignition – Distributor Cap	JP815	1	Mitsubishi Electronic Distributor
Ignition – Distributor Rotor	JR814	1	Mitsubishi Electronic Distributor
Sensor – Coolant Temperature	CCS39	1	
Sensor – Crankshaft	CSCA62	1	In Distributor
Sensor – Exhaust Oxygen	COS783	1	Direct Fit 2 Wire
Sensor – Exhaust Oxygen – Universal	COS723	1	Universal 2 Wire
Sensor – Temperature Gauge	CTS110	1	
Switch – Radiator Fan	CFS29	1	Automatic Transmission
Switch – Radiator Fan	CFS11	1	Manual Transmission
Lancer CC Turbo			
11/92-7/96 4 Cyl 1.8L 4G93 DOHC 16V EFI 4WD			
Ignition – Coil – Standard	CC244	1	
Sensor – Coolant Temperature	CCS39	1	
Sensor – Crankshaft	CSCA01	1	
Sensor – Crankshaft	CSCA01B	1	Kit Supplied With Bearing
Sensor – Temperature Gauge	CTS110	1	
Switch – Radiator Fan	CFS29	1	Automatic Transmission
Switch – Radiator Fan	CFS11	1	Manual Transmission
Lancer CE			
7/96-1/03 4 Cyl 1.5L 4G15 SOHC 12V MPFI FWD			
Ignition – Coil – Standard	CC242	1	
Ignition – Distributor Cap	JP817	1	Mitsubishi Electronic Distributor: To 8/2001
Ignition – Distributor Rotor	JR815	1	Mitsubishi Electronic Distributor: To 8/2001
Ignition – Module & Pickup / Trigger	CSCA58	1	In Distributor
Sensor – Coolant Temperature	CCS39	1	
Sensor – Exhaust Oxygen	COS783	1	Direct Fit 2 Wire
Sensor – Exhaust Oxygen – Universal	COS723	1	Universal 2 Wire
Sensor – MAP	CMS214	1	To 5/1998
Sensor – Temperature Gauge	CTS110	1	
Switch – Radiator Fan	CFS29	1	
Lancer CE			
7/96-1/03 4 Cyl 1.8L 4G93 SOHC 16V MPFI FWD			
Ignition – Coil and Igniter	CC315	2	To 8/2001
Sensor – Camshaft	CSCA87	1	
Sensor – Coolant Temperature	CCS39	1	
Sensor – Crankshaft	CSCA40	1	
Sensor – Temperature Gauge	CTS110	1	

APPLICATION GUIDE



Mitsubishi	Part No	Qty	Notes
Lancer CG 7/02-9/03 4 Cyl 2.0L 4G94 SOHC 16V EPFI FWD			
Ignition – Coil and Igniter	CC315	2	
Sensor – Coolant Temperature	CCS39	1	
Sensor – Crankshaft	CSCA152	1	
Sensor – Temperature Gauge	CTS110	1	
Lancer CZ EVO VIII Turbo 6/04-6/05 4 Cyl 2.0L 4G63T DOHC 16V MPFI AWD			
Sensor – Camshaft	CSCA87	1	Universal 4 Wire: Manifold
Sensor – Exhaust Oxygen – Universal	COS724	1	
Sensor – Temperature Gauge	CTS110	1	
Lancer CY EVO IX Turbo 8/05-9/07 4 Cyl 2.0L 4G63T DOHC 16V MPFI AWD			
Sensor – Camshaft	CSCA87	1	
Sensor – Temperature Gauge	CTS110	1	
Lancer CH 8/05-on 4 Cyl 2.4L 4G69 DOHC 16V MPFI FWD			
Sensor – Camshaft	CSCA148	1	
Sensor – Crankshaft	CSCA153	1	
Sensor – Temperature Gauge	CTS110	1	
Magna TM: TN: TP: TR: TS Carb 5/85-3/96 4 Cyl 2.6L 4G54 SOHC 8V Carb. FWD			
Ignition – Coil – Standard	CC215	1	Oil Filled Coil
Ignition – Coil – Standard	CC218	1	Transformer Coil
Ignition – Distributor Cap	BH122	1	Bosch Electronic Distributor
Ignition – Distributor Rotor	BH121	1	Bosch Electronic Distributor
Ignition – Module	CM418	1	Bosch Electronic Distributor
Sensor – Coolant Temperature	CCS26	1	
Sensor – Temperature Gauge	CTS110	1	
Switch – Brake Light	CSL54	1	With Cruise Control
Switch – Brake Light	CSL47	1	Without Cruise Control
Switch – Oil Pressure Warning Light	CPS23	1	
Switch – Radiator Fan	CFS22	1	To 3/1994
Switch – Radiator Fan	CFS29	1	From 3/1994
Magna TN: TP: TR: TS 4/87-3/96 4 Cyl 2.6L 4G54 SOHC 8V MPFI FWD			
Ignition – Coil – Standard	CC218	1	Transformer coil
Ignition – Distributor Cap	BH122	1	Bosch Electronic Distributor
Ignition – Distributor Rotor	BH227	1	Bosch Electronic Distributor
Ignition – Module	CM422	1	Bosch Electronic Distributor
Sensor – Coolant Temperature	CCS26	1	
Sensor – Exhaust Oxygen	COS746	1	Direct Fit 1 Wire
Sensor – Exhaust Oxygen – Universal	COS720	1	Universal 1 Wire
Sensor – Temperature Gauge	CTS110	1	
Sensor – Throttle Position	CTPS113	1	From 4/1991
Switch – Brake Light	CSL54	1	With Cruise Control
Switch – Brake Light	CSL47	1	Without Cruise Control
Switch – Oil Pressure Warning Light	CPS23	1	
Switch – Radiator Fan	CFS22	1	To 4/1991
Switch – Radiator Fan	CFS48	1	From 4/1991 To 3/1994
Switch – Radiator Fan	CFS29	1	From 3/1994

APPLICATION GUIDE



Mitsubishi	Part No	Qty	Notes
Magna TR:TS 4/93-3/96 V6 Cyl 3.0L 6G72 SOHC 24V MPFI FWD			
Ignition – Coil – Standard	CC218	1	
Ignition – Distributor Cap	BD100	1	Mitsubishi Electronic Distributor
Ignition – Distributor Rotor	JR639	1	Mitsubishi Electronic Distributor
Ignition – Module	CM422	1	
Sensor – Coolant Temperature	CCS33	1	
Sensor – Crankshaft	CSCA51	1	In Distributor
Sensor – Exhaust Oxygen	COS752	1	Direct Fit 4 Wire
Sensor – Exhaust Oxygen – Universal	COS724	1	Universal 4 Wire
Sensor – Temperature Gauge	CTS110	1	
Sensor – Throttle Position	CTPS113	1	
Switch – Brake Light	CSL54	1	With Cruise Control
Switch – Brake Light	CSL47	1	Without Cruise Control
Switch – Oil Pressure Warning Light	CPS23	1	
Switch – Radiator Fan	CFS48	1	To 3/1994
Switch – Radiator Fan	CFS29	1	From 3/1994
Magna TF2M4 (NZ Market) 1994-99 4 Cyl 2.4L 4G64			
Ignition – Distributor Cap	JP542	1	Mitsubishi Electronic Distributor
Ignition – Distributor Rotor	JR611	1	Mitsubishi Electronic Distributor
Magna TE:TF 4/96-3/99 4 Cyl 2.4L 4G64S4 SOHC 16V MPFI FWD			
Ignition – Distributor Cap	JP837	1	Mitsubishi Electronic Distributor
Ignition – Distributor Rotor	JR815	1	Mitsubishi Electronic Distributor
Sensor – Coolant Temperature	CCS39	1	
Sensor – Crankshaft	CSCA60	1	Mitsubishi Electronic Distributor
Sensor – Exhaust Oxygen	COS752	1	Direct Fit 4 Wire
Sensor – Exhaust Oxygen – Universal	COS724	1	Universal 4 Wire
Sensor – Temperature Gauge	CTS110	1	
Switch – Brake Light	CSL54	1	With Cruise Control
Switch – Brake Light	CSL47	1	Without Cruise Control
Switch – Oil Pressure Warning Light	CPS37	1	
Magna TE:TF:TH:TJ 4/96-8/02 V6 Cyl 3.0L 6G72S4 SOHC 24V MPFI FWD			
Ignition – Coil – Standard	CC352	1	Mitsubishi Electronic Distributor: To 5/1997
Ignition – Coil – Standard	CC242	1	Mitsubishi Electronic Distributor: From 6/1997
Ignition – Distributor Cap	JP819	1	Mitsubishi Electronic Distributor
Ignition – Distributor Rotor	DR135	1	Mitsubishi Electronic Distributor
Ignition – Module & Pickup / Trigger	CSCA66	1	Mitsubishi Electronic Distributor
Sensor – Coolant Temperature	CCS39	1	
Sensor – Crankshaft	CSCA38	1	From 3/1999
Sensor – Exhaust Oxygen	COS752	1	Direct Fit 4 Wire
Sensor – Exhaust Oxygen – Universal	COS724	1	Universal 4 Wire
Sensor – Temperature Gauge	CTS110	1	
Sensor – Throttle Position	CTPS151	1	
Switch – Brake Light	CSL54	1	With Cruise Control
Switch – Brake Light	CSL47	1	Without Cruise Control
Switch – Oil Pressure Warning Light	CPS37	1	
Valve – Idle Speed Control	CIA015	1	

APPLICATION GUIDE



Mitsubishi	Part No	Qty	Notes
Magna TH: TJ: TJ Series II			
3/99-7/03 V6 Cyl 3.5L 6G74S4 SOHC 24V MPFi FWD & AWD			
Ignition – Coil – Standard	CC242	1	Mitsubishi Electronic Distributor
Ignition – Distributor Cap	JP819	1	Mitsubishi Electronic Distributor
Ignition – Distributor Rotor	DR135	1	Mitsubishi Electronic Distributor
Ignition – Module & Pickup / Trigger	CSCA66	1	Mitsubishi Electronic Distributor
Sensor – Coolant Temperature	CCS39	1	
Sensor – Crankshaft	CSCA38	1	
Sensor – Exhaust Oxygen	COS752	1	Direct Fit 4 Wire
Sensor – Exhaust Oxygen – Universal	COS724	1	Universal 4 Wire
Sensor – Temperature Gauge	CTS110	1	
Sensor – Throttle Position	CTPS152	1	With Cruise
Sensor – Throttle Position	CTPS151	1	LPG
Switch – Oil Pressure Warning Light	CPS37	1	
Valve – Idle Speed Control	CIA015	1	
Magna TL Incl. LPG			
6/03-9/04 V6 Cyl 3.5L 6G74 SOHC 24V MPFi FWD & AWD			
Ignition – Coil – Standard	CC242	1	Mitsubishi Electronic Distributor
Ignition – Distributor Cap	JP819	1	Mitsubishi Electronic Distributor
Ignition – Distributor Rotor	DR135	1	Mitsubishi Electronic Distributor
Ignition – Module & Pickup / Trigger	CSCA66	1	Mitsubishi Electronic Distributor
Sensor – Coolant Temperature	CCS39	1	
Sensor – Temperature Gauge	CTS110	1	
Sensor – Throttle Position	CTPS152	1	With Cruise Control
Sensor – Throttle Position	CTPS151	1	Without Cruise Control
Switch – Brake Light	CSL71	1	With Cruise Control
Switch – Brake Light	CSL72	1	Without Cruise Control
Switch – Oil Pressure Warning Light	CPS37	1	
Magna TW			
10/04-9/05 V6 Cyl 3.5L 6G74 SOHC 24V MPFi FWD			
Ignition – Coil – Standard	CC242	1	Mitsubishi Electronic Distributor
Ignition – Distributor Cap	JP819	1	Mitsubishi Electronic Distributor
Ignition – Distributor Rotor	DR135	1	Mitsubishi Electronic Distributor
Ignition – Module & Pickup / Trigger	CSCA66	1	Mitsubishi Electronic Distributor
Sensor – Temperature Gauge	CTS110	1	
Sensor – Throttle Position	CTPS152	1	With Cruise Control
Sensor – Throttle Position	CTPS151	1	Without Cruise Control
Mirage C13A Turbo (NZ Market)			
1982-87 4 Cyl 1.6L 4G32BT			
Ignition – Coil – Standard	CC211	1	Mitsubishi Electronic Distributor
Ignition – Distributor Cap	JP542	1	Mitsubishi Electronic Distributor
Ignition – Distributor Rotor	JR517	1	Mitsubishi Electronic Distributor
Mirage C11A: C51A (NZ Market)			
1982-90 4 Cyl 1.3L 4G13			
Ignition – Distributor Cap	JP558	1	Mitsubishi Electronic Distributor
Ignition – Distributor Rotor	JR555	1	Mitsubishi Electronic Distributor
Mirage MA3L (NZ Market)			
1984-88 4 Cyl 1.3L 4G13			
Ignition – Coil – Standard	CC211	1	Mitsubishi Electronic Distributor
Ignition – Distributor Cap	JP558	1	Mitsubishi Electronic Distributor
Ignition – Distributor Rotor	JR555	1	Mitsubishi Electronic Distributor
Mirage C52A: C62A (NZ Market)			
1987-90 4 Cyl 1.5L 4G15			
Ignition – Coil – Standard	CC220	1	Mitsubishi Electronic Distributor
Ignition – Distributor Cap	JP542	1	Mitsubishi Electronic Distributor
Ignition – Distributor Rotor	JR533	1	Mitsubishi Electronic Distributor

APPLICATION GUIDE



Mitsubishi	Part No	Qty	Notes
Mirage MA3L45: MH3L (NZ Market) 1988-93 4 Cyl 1.3L 4G13			
Ignition – Distributor Cap	JP558	1	Mitsubishi Electronic Distributor
Ignition – Distributor Rotor	JR555	1	Mitsubishi Electronic Distributor
Mirage MB5: MC5: MF5 (NZ Market) 1989-92 4 Cyl 1.5L 4G15 SOHC			
Ignition – Distributor Cap	JP542	1	Mitsubishi Electronic Distributor
Ignition – Distributor Rotor	JR555	1	Mitsubishi Electronic Distributor
Mirage CA: CB: CC: LJ: LK (NZ Market) 1991-95 4 Cyl 1.3L 4G13 SOHC 12V			
Ignition – Distributor Cap	JP568	1	Mitsubishi Electronic Distributor
Mirage CJ1A: CK1A (NZ Market) 1995-99 4 Cyl 1.3L 4G13			
Ignition – Distributor Cap	JP558	1	Mitsubishi Electronic Distributor
Ignition – Distributor Rotor	JR555	1	Mitsubishi Electronic Distributor
Mirage CE 7/96-8/04 4 Cyl 1.5L 4G15 SOHC 12V MPFI FWD			
Ignition – Distributor Cap	JP817	1	Mitsubishi Electronic Distributor
Ignition – Distributor Rotor	JR815	1	Mitsubishi Electronic Distributor
Ignition – Module & Pickup / Trigger	CSCA58	1	Mitsubishi Electronic Distributor
Sensor – Coolant Temperature	CCS39	1	
Sensor – Exhaust Oxygen	COS783	1	Direct Fit 2 Wire
Sensor – Exhaust Oxygen – Universal	COS723	1	Universal 2 Wire
Sensor – MAP	CMS214	1	To 5/1998
Sensor – Temperature Gauge	CTS110	1	
Switch – Oil Pressure Warning Light	CPS37	1	
Nimbus UA: UB 5/84-8/87 4 Cyl 1.8L 4G37 SOHC 8V Carb. FWD			
Ignition – Coil – Standard	CC215	1	To 12/1985
Ignition – Coil – Standard	CC202	1	From 12/1985
Ignition – Distributor Cap	JP564	1	Mitsubishi Electronic Distributor
Ignition – Distributor Rotor	JR533	1	Mitsubishi Electronic Distributor
Ignition – Module & Pickup / Trigger	CM404	1	
Sensor – Temperature Gauge	CTS108	1	
Switch – Oil Pressure Warning Light	CPS23	1	
Switch – Radiator Fan	CFS22	1	
Nimbus UC 9/87-1/92 4 Cyl 2.0L 4G63 SOHC 8V Carb. FWD			
Ignition – Coil – Standard	CC202	1	
Ignition – Distributor Cap	JP652	1	Denso Electronic Distributor
Ignition – Distributor Rotor	JR527	1	Denso Electronic Distributor
Ignition – Pickup / Trigger	CIT109	1	Denso Electronic Distributor
Sensor – Temperature Gauge	CTS110	1	
Switch – Oil Pressure Warning Light	CPS23	1	
Switch – Radiator Fan	CFS22	1	

APPLICATION GUIDE



Mitsubishi	Part No	Qty	Notes
Nimbus UF			
2/92-11/98 4 Cyl 2.4L 4G64 SOHC 16V MPFI FWD			
Ignition – Coil – Standard	CC220	1	To 5/1992
Ignition – Coil – Standard	CC246	1	From 5/1992
Ignition – Distributor Cap	JP718	1	Mitsubishi Electronic Distributor (A): To 5/1992
Ignition – Distributor Cap	JP815	1	Mitsubishi Electronic Distributor (B): To 5/1995
Ignition – Distributor Rotor	JR806	1	Mitsubishi Electronic Distributor (A): To 5/1992
Ignition – Distributor Rotor	JR814	1	Mitsubishi Electronic Distributor (B): To 5/1995
Ignition – Distributor Rotor	JR815	1	Mitsubishi Electronic Dist. (C): From 6/1995
Ignition – Module	CM422	1	
Sensor – Coolant Temperature	CCS24	1	
Sensor – Crankshaft	CSCA62	1	
Sensor – Exhaust Oxygen	COS783	1	Direct Fit 2 Wire
Sensor – Exhaust Oxygen – Universal	COS723	1	Universal 2 Wire
Switch – Oil Pressure Warning Light	CPS37	1	
Switch – Radiator Fan	CFS29	1	
Nimbus UG			
11/98-4/04 4 Cyl 2.4L 4G64 SOHC 16V MPFI FWD			
Ignition – Coil and Igniter	CC315	2	
Sensor – Camshaft	CSCA87	1	
Sensor – Coolant Temperature	CCS39	1	
Sensor – Exhaust Oxygen – Universal	COS724	1	Universal 4 Wire
Sensor – Temperature Gauge	CTS110	1	
Switch – Oil Pressure Warning Light	CPS37	1	
Outlander ZE			
2/03-7/04 4 Cyl 2.4L 4G64 SOHC 16V MPFI 4WD			
Ignition – Coil and Igniter	CC315	2	
Sensor – Camshaft	CSCA87	1	
Sensor – Coolant Temperature	CCS39	1	
Sensor – Temperature Gauge	CTS110	1	
Switch – Oil Pressure Warning Light	CPS37	1	
Outlander ZF			
8/04-10/06 4 Cyl 2.4L 4G69 SOHC 16V MPFI 4WD			
Sensor – Camshaft	CSCA148	1	
Sensor – Coolant Temperature	CCS39	1	
Sensor – Crankshaft	CSCA153	1	
Sensor – Temperature Gauge	CTS110	1	
Switch – Brake Light	CSL71	1	
Switch – Oil Pressure Warning Light	CPS37	1	
Outlander ZG			
11/06-on 4 Cyl 2.4L 4B12 DOHC 16V MPFI 4WD			
Sensor – Coolant Temperature	CCS39	1	
Outlander ZG			
11/06-on V6 Cyl 3.0L 6B31 SOHC 24V MPFI 4WD			
Sensor – Coolant Temperature	CCS39	1	
Pajero NA: NB: NC Turbo Diesel			
1/83-10/86 4 Cyl 2.3L 4D55 SOHC 8V Di 4WD			
Sensor – Temperature Gauge	CTS108	1	
Sensor – Temperature Gauge	CTS162	1	
Switch – Oil Pressure Warning Light	CPS23	1	

APPLICATION GUIDE



Mitsubishi	Part No	Qty	Notes
Pajero NA: NB: NC Carb 1/83-9/86 4 Cyl 2.6L 4G54 SOHC 8V Carb. 4WD			
Ignition – Coil – Standard	CC202	1	
Ignition – Distributor Cap	JP568	1	Mitsubishi Electronic Dist.: To Engine DT8639
Ignition – Distributor Cap	JP542	1	Mitsubishi Electronic Dist.: From Engine DT8640
Ignition – Distributor Rotor	JR555	1	Mitsubishi Electronic Dist.: To Engine DT8639
Ignition – Distributor Rotor	JR533	1	Mitsubishi Electronic Dist.: From Engine DT8640
Ignition – Module	CM408	1	To Engine DT8639
Ignition – Module & Pickup / Trigger	CM404	1	From Engine DT8640
Sensor – Temperature Gauge	CTS108	1	
Switch – Oil Pressure Warning Light	CPS23	1	
Pajero LO42: LO47 (NZ Market) 1984-90 4 Cyl 2.6L 4G54			
Ignition – Coil – Standard	CC211	1	Mitsubishi Electronic Distributor
Ignition – Distributor Cap	JP564	1	Mitsubishi Electronic Distributor
Ignition – Distributor Rotor	JR533	1	Mitsubishi Electronic Distributor
Pajero ND: NE: NF: NH Turbo Diesel 10/86-10/93 4 Cyl 2.5L 4D56 SOHC 8V Di 4WD			
Sensor – Temperature Gauge	CTS162	1	
Switch – Oil Pressure Warning Light	CPS23	1	
Pajero ND: NE: NF: NG: NH Carb 10/86-10/93 4 Cyl 2.6L 4G54 SOHC 8V Carb. 4WD			
Ignition – Coil – Standard	CC202	1	
Ignition – Distributor Cap	JP564	1	Mitsubishi Electronic Distributor
Ignition – Distributor Rotor	JR533	1	Mitsubishi Electronic Distributor
Ignition – Module & Pickup / Trigger	CM404	1	Mitsubishi Electronic Distributor
Sensor – Temperature Gauge	CTS110	1	
Switch – Oil Pressure Warning Light	CPS23	1	
Pajero L141G: L141GW (NZ Market) 1988-90 V6 Cyl 3.0L 6G72			
Ignition – Distributor Rotor	JR639	1	Mitsubishi Electronic Distributor
Pajero NF: NG: NH: NJ: NK 5/88-7/97 V6 Cyl 3.0L 6G72 SOHC 24V MPFI 4WD			
Ignition – Coil – Standard	CC218	1	
Ignition – Distributor Cap	JP714	1	Mitsubishi Electronic Distributor
Ignition – Distributor Rotor	JR639	1	Mitsubishi Electronic Distributor
Ignition – Module	CM422	1	
Sensor – Coolant Temperature	CCS24	1	To 5/1991
Sensor – Coolant Temperature	CCS33	1	From 5/1991 To 10/1996
Sensor – Coolant Temperature	CCS39	1	From 10/1996
Sensor – Exhaust Oxygen – Universal	COS724	1	Universal 4 Wire
Sensor – Oil Pressure Gauge	CPS27	1	
Sensor – Temperature Gauge	CTS110	1	
Sensor – Throttle Position	CTPS150	1	From 1/1997 To 5/1997
Switch – Coolant Temperature Warning Light	CTS163	1	
Switch – Oil Pressure Warning Light	CPS37	1	
Pajero V23: V43 (NZ Market) 1990-95 V6 Cyl 3.0L 6G72 SOHC 24V			
Ignition – Distributor Rotor	JR639	1	Mitsubishi Electronic Distributor
Pajero NJ: NK: NL Diesel & Turbo Diesel 11/93-6/00 4 Cyl 2.8L 4M40: 4M40T SOHC 8V Di 4WD			
Sensor – Temperature Gauge	CTS162	1	

APPLICATION GUIDE



Mitsubishi	Part No	Qty	Notes
Pajero NJ: NK 9/95-6/97 V6 Cyl 3.5L 6G74 DOHC 24V MPFI 4WD			
Ignition – Coil – Standard	CC332	3	
Sensor – Camshaft	CSCA101	1	To 5/1997
Sensor – Coolant Temperature	CCS39	1	To 5/1994
Sensor – Coolant Temperature	CCS33	1	From 6/1994
Sensor – Crankshaft	CSCA39	1	To 5/1997
Sensor – Exhaust Oxygen – Universal	COS724	1	Universal 4 Wire
Sensor – Oil Pressure Gauge	CPS27	1	
Sensor – Temperature Gauge	CTS110	1	
Sensor – Throttle Position	CTPS150	1	
Switch – Coolant Temperature Warning Light	CTS163	1	
Switch – Oil Pressure Warning Light	CPS37	1	
Valve – Idle Speed Control	CIA015	1	
Pajero NL: NM 8/97-10/02 V6 Cyl 3.5L 6G74 SOHC 24V MPFI 4WD			
Ignition – Coil – Standard	CC314	2	With Black Connector
Ignition – Coil – Standard	TBA	1	With White Connector
Sensor – Camshaft	CSCA110	1	
Sensor – Coolant Temperature	CCS39	1	
Sensor – Crankshaft	CSCA37	1	
Sensor – Oil Pressure Gauge	CPS27	1	
Sensor – Temperature Gauge	CTS110	1	
Sensor – Throttle Position	CTPS150	1	
Switch – Coolant Temperature Warning Light	CTS163	1	
Switch – Oil Pressure Warning Light	CPS37	1	
Valve – Idle Speed Control	CIA015	1	
Pajero NM Turbo Diesel 5/00-7/02 4 Cyl 2.8L 4M40T SOHC 8V Di 4WD			
Sensor – Oil Pressure Gauge	CPS27	1	
Sensor – Temperature Gauge	CTS162	1	
Pajero NM: NP Turbo Diesel 5/02-10/06 4 Cyl 3.2L 4M41A DOHC 16V Di 4WD			
Sensor – Temperature Gauge	CTS110	1	
Pajero NP 11/02-7/04 V6 Cyl 3.5L 6G74 SOHC 24V EPFI 4WD			
Ignition – Coil – Standard	CC314	2	With Black Connector
Ignition – Coil – Standard	TBA	1	With White Connector
Sensor – Crankshaft	CSCA164	1	
Sensor – Temperature Gauge	CTS110	1	
Pajero NP: NS 10/03-on V6 Cyl 3.8L 6G75 SOHC 24V EPFI 4WD			
Sensor – Coolant Temperature	CCS39	1	
Sensor – Crankshaft	CSCA164	1	
Sensor – Exhaust Oxygen	COS852	1	Direct Fit 4 Wire: LH Side Eng Pipe: From 6/2005
Sensor – Exhaust Oxygen	COS850	1	Direct Fit 4 Wire: RH Side Eng Pipe and LH Side After Catalyst: From 6/2005
Sensor – Exhaust Oxygen	COS851	1	Direct Fit 4 Wire: RH Side After Catalyst: From 6/2005
Sensor – Exhaust Oxygen – Universal	COS724	4	From 6/2005
Sensor – Temperature Gauge	CTS110	1	
Switch – Brake Light	CSL71	1	
Switch – Clutch Pedal	CSL47	1	
Switch – Oil Pressure Warning Light	CPS37	1	To 10/2006
Switch – Oil Pressure Warning Light	CPS59	1	From 11/2006

APPLICATION GUIDE



Mitsubishi	Part No	Qty	Notes
Pajero NS Turbo Diesel 11/06-on 4 Cyl 3.2L 4M41 DOHC 16V Di 4WD			
Sensor – Camshaft	CSCA151	1	
Pajero iO QA 3/99-9/01 4 Cyl 1.6L 4G18 SOHC 16V MPFI FT4WD			
Ignition – Coil and Igniter	CC315	2	Universal 4 Wire
Sensor – Coolant Temperature	CCS39	1	
Sensor – Exhaust Oxygen – Universal	COS724	1	
Sensor – Temperature Gauge	CTS110	1	
Pajero iO QA 3/99-9/03 4 Cyl 1.8L 4G93: 2.0L 4G94 SOHC 16V MPFI 4WD			
Ignition – Coil and Igniter	CC315	2	From 6/2000 Universal 4 Wire
Sensor – Coolant Temperature	CCS39	1	
Sensor – Crankshaft	CSCA152	1	
Sensor – Exhaust Oxygen – Universal	COS724	1	
Sensor – Temperature Gauge	CTS110	1	
RVR N11W: N21W (NZ Market) 5/91-4/95 4 Cyl 1.8L 4G93			
Ignition – Distributor Cap	JP815	1	Mitsubishi Electronic Distributor
Ignition – Distributor Rotor	JR814	1	Mitsubishi Electronic Distributor
RVR N11W: N21W (NZ Market) 5/95-10/95 4 Cyl 1.8L 4G93			
Ignition – Distributor Cap	JP815	1	Mitsubishi Electronic Distributor
Ignition – Distributor Rotor	JR802	1	Mitsubishi Electronic Distributor
RVR N11W: N21W (NZ Market) 11/95-3/96 4 Cyl 1.8L 4G93			
Ignition – Distributor Cap	JP815	1	
Ignition – Distributor Rotor	JR815	1	
RVR N11W: N21W (NZ Market) 4/96-3/97 4 Cyl 1.8L 4G93			
Ignition – Distributor Cap	JP817	1	
Ignition – Distributor Rotor	JR815	1	
Scorpion GE 3/78-6/79 4 Cyl 2.0L 4G52 SOHC 8V Carb. RWD			
Ignition – Coil – Standard	CIC32R	1	Auto Transmission
Ignition – Coil – Standard	CC211	1	Manual Transmission
Ignition – Distributor Cap	JP542	1	Mitsubishi Points Distributor
Ignition – Distributor Condenser	MC414	1	Mitsubishi Points Distributor
Ignition – Distributor Points / Contact Set	S219VU	1	Mitsubishi Points Distributor
Ignition – Distributor Rotor	JR533	1	Mitsubishi Points Distributor
Sensor – Temperature Gauge	CTS108	1	
Switch – Brake Light	CSL27	1	
Switch – Oil Pressure Warning Light	CPS23	1	
Scorpion GH: GJ 7/79-9/82 4 Cyl 2.6L 4G54 SOHC 8V Carb. RWD			
Ignition – Coil – Standard	CC202	1	Electronic Distributor
Ignition – Distributor Cap	JP558	1	Mitsubishi Electronic Distributor
Ignition – Distributor Rotor	JR555	1	Mitsubishi Electronic Distributor
Ignition – Module	CM406	1	Mitsubishi Electronic Distributor
Sensor – Oil Pressure Gauge	CPS27	1	
Sensor – Temperature Gauge	CTS108	1	
Switch – Brake Light	CSL47	1	
Switch – Oil Pressure Warning Light	CPS23	1	

APPLICATION GUIDE



Mitsubishi	Part No	Qty	Notes
Scorpion GK: GL 2/82-9/85 4 Cyl 2.6L 4G54 SOHC 8V Carb. RWD			
Ignition – Coil – Standard	CC202	1	Electronic Distributor
Ignition – Distributor Cap	JP568	1	Mitsubishi Electronic Distributor
Ignition – Distributor Rotor	JR555	1	Mitsubishi Electronic Distributor
Ignition – Module	CM408	1	Mitsubishi Electronic Distributor
Sensor – Oil Pressure Gauge	CPS27	1	
Sensor – Temperature Gauge	CTS108	1	
Switch – Brake Light	CSL47	1	
Switch – Oil Pressure Warning Light	CPS23	1	
Sigma GE 10/77-5/80 4 Cyl 1.6L 4G32 SOHC 8V Carb. RWD			
Ignition – Coil – Standard	CIC32R	1	
Ignition – Coil – Heavy Duty Oil Filled Type	C80R	1	
Ignition – Coil – Heavy Duty Epoxy Type	CC254	1	
Ignition – Distributor Cap	JP542	1	Mitsubishi Points Distributor
Ignition – Distributor Condenser	MC409	1	Mitsubishi Points Distributor: To Engine JA31
Ignition – Distributor Condenser	MC418	1	Mitsubishi Points Distributor: From Engine JB1
Ignition – Distributor Points / Contact Set	S219VU	1	Mitsubishi Points Distributor
Ignition – Distributor Rotor	JR533	1	Mitsubishi Points Distributor
Sensor – Temperature Gauge	CTS108	1	
Switch – Brake Light	CSL27	1	
Switch – Oil Pressure Warning Light	CPS37	1	
Sigma GE: GH 10/77-2/82 4 Cyl 2.0L 4G52 SOHC 8V Carb. RWD			
Ignition – Coil – Standard	CC259	1	
Ignition – Distributor Cap	BH90	1	Bosch Electronic Distributor
Ignition – Distributor Rotor	DR463	1	Bosch Electronic Distributor
Sensor – Temperature Gauge	CTS108	1	
Switch – Brake Light	CSL27	1	
Switch – Oil Pressure Warning Light	CPS37	1	
Sigma GE 9/78-79 4 Cyl 1.85L 4G51 SOHC 8V Carb. RWD			
Ignition – Coil – Standard	CIC32R	1	
Ignition – Coil – Heavy Duty Oil Filled Type	C80R	1	
Ignition – Coil – Heavy Duty Epoxy Type	CC254	1	
Ignition – Distributor Cap	BH90	1	Bosch Electronic Distributor
Ignition – Distributor Rotor	DR463	1	Bosch Electronic Distributor
Sensor – Temperature Gauge	CTS108	1	
Switch – Brake Light	CSL27	1	
Switch – Oil Pressure Warning Light	CPS37	1	
Sigma GE 1980 4 Cyl 2.6L 4G54 SOHC 8V Carb. RWD			
Ignition – Coil – Standard	CC259	1	
Ignition – Distributor Cap	BH90	1	Bosch Electronic Distributor
Ignition – Distributor Rotor	DR463	1	Bosch Electronic Distributor
Sensor – Oil Pressure Gauge	CPS27	1	
Sensor – Temperature Gauge	CTS108	1	52mm Long
Switch – Brake Light	CSL27	1	
Switch – Oil Pressure Warning Light	CPS37	1	

APPLICATION GUIDE



Mitsubishi	Part No	Qty	Notes
Sigma GH: GJ: GK 5/80-9/85 4 Cyl 1.6L 4G32 SOHC 8V Carb. RWD			
Ignition – Coil – Standard	CIC32R	1	
Ignition – Coil – Heavy Duty Oil Filled Type	C80R	1	
Ignition – Coil – Heavy Duty Epoxy Type	CC254	1	
Ignition – Distributor Cap	BH90	1	Bosch Points Distributor
Ignition – Distributor Cap	JP542	1	Mitsubishi Points Distributor
Ignition – Distributor Condenser	BC100	1	Bosch Points Distributor
Ignition – Distributor Condenser	MC409	1	Mitsubishi Points Distributor
Ignition – Distributor Points / Contact Set	S11V	1	Bosch Points Distributor
Ignition – Distributor Points / Contact Set	S219VU	1	Mitsubishi Points Distributor
Ignition – Distributor Rotor	DR463	1	Bosch Points Distributor
Ignition – Distributor Rotor	JR517	1	Mitsubishi Points Distributor
Sensor – Temperature Gauge	CTS108	1	
Switch – Brake Light	CSL47	1	
Switch – Oil Pressure Warning Light	CPS23	1	
Sigma GH: GJ 5/80-2/84 4 Cyl 2.6L 4G54 SOHC 8V Carb. RWD			
Ignition – Coil – Standard	CC259	1	To 4/1982
Ignition – Coil – Standard	CC200	1	From 5/1982
Ignition – Distributor Cap	BH90	1	Bosch Electronic Distributor
Ignition – Distributor Rotor	DR463	1	Bosch Electronic Distributor
Ignition – Module	CM406	1	
Sensor – Oil Pressure Gauge	CPS27	1	
Sensor – Temperature Gauge	CTS108	1	52mm Long
Switch – Brake Light	CSL47	1	
Switch – Oil Pressure Warning Light	CPS23	1	
Sigma GJ 3/82-2/84 4 Cyl 2.0L 4G52 SOHC 8V Carb. RWD			
Ignition – Coil – Standard	CC200	1	
Ignition – Distributor Cap	BH90	1	Bosch Electronic Distributor
Ignition – Distributor Rotor	DR463	1	Bosch Electronic Distributor
Ignition – Module	CM406	1	
Sensor – Temperature Gauge	CTS108	1	
Switch – Brake Light	CSL47	1	
Switch – Oil Pressure Warning Light	CPS23	1	
Sigma GK: GN 3/84-12/85 4 Cyl 2.0L 4G52 SOHC 8V Carb. RWD			
Ignition – Coil – Standard	CC215	1	
Ignition – Distributor Cap	BH122	1	Bosch Electronic Distributor
Ignition – Distributor Rotor	BH121	1	Bosch Electronic Distributor
Ignition – Module	CM418	1	Bosch Electronic Distributor
Sensor – Temperature Gauge	CTS108	1	
Switch – Brake Light	CSL47	1	
Switch – Oil Pressure Warning Light	CPS23	1	
Sigma GK: GN 3/84-12/87 4 Cyl 2.6L 4G54 SOHC 8V Carb. RWD			
Ignition – Coil – Standard	CC215	1	
Ignition – Distributor Cap	BH122	1	Bosch Electronic Distributor
Ignition – Distributor Rotor	BH121	1	Bosch Electronic Distributor
Ignition – Module	CM418	1	Bosch Electronic Distributor
Sensor – Oil Pressure Gauge	CPS27	1	
Sensor – Temperature Gauge	CTS108	1	
Switch – Brake Light	CSL47	1	
Switch – Oil Pressure Warning Light	CPS23	1	

APPLICATION GUIDE



Mitsubishi	Part No	Qty	Notes
Starion JA Turbo 5/82-8/84 4 Cyl 2.0L 4G63T SOHC 8V EFI RWD			
Ignition – Coil – Standard	CC215	1	
Ignition – Distributor Cap	JP568	1	Mitsubishi Electronic Distributor
Ignition – Distributor Rotor	JR533	1	Mitsubishi Electronic Distributor
Ignition – Module	CM408	1	External Module From 1983
Sensor – Coolant Temperature	CCS24	1	
Sensor – Temperature Gauge	CTS108	1	
Switch – Oil Pressure Warning Light	CPS37	1	
Starion JB Turbo 9/84-11/85 4 Cyl 2.0L 4G63T SOHC 8V EFI RWD			
Ignition – Coil – Standard	CC215	1	
Ignition – Distributor Cap	JP542	1	Mitsubishi Electronic Distributor
Ignition – Distributor Rotor	JR533	1	Mitsubishi Electronic Distributor
Sensor – Coolant Temperature	CCS24	1	
Sensor – Temperature Gauge	CTS108	1	
Switch – Oil Pressure Warning Light	CPS37	1	
Starion JD Turbo 12/85-8/87 4 Cyl 2.0L 4G63T SOHC 8V EFI RWD			
Ignition – Coil – Standard	CC215	1	
Ignition – Distributor Cap	JP568	1	Mitsubishi Electronic Distributor
Ignition – Distributor Rotor	JR533	1	Mitsubishi Electronic Distributor
Sensor – Coolant Temperature	CCS24	1	
Sensor – Exhaust Oxygen – Universal	COS720	1	Universal 1 Wire
Sensor – Temperature Gauge	CTS108	1	
Switch – Oil Pressure Warning Light	CPS37	1	
Starwagon SF: SG: SH 10/86-9/94 4 Cyl 2.0L 4G63 SOHC 8V Carb. RWD			
Ignition – Coil – Standard	CC232	1	
Ignition – Distributor Cap	JP652	1	Denso Electronic Distributor
Ignition – Distributor Rotor	JR527	1	Denso Electronic Distributor
Sensor – Coolant Temperature	CCS24	1	
Sensor – Temperature Gauge	CTS110	1	
Switch – Coolant Temperature Warning Light	CTS163	1	
Switch – Oil Pressure Warning Light	CPS37	1	
Starwagon SF: SG: SH 10/86-9/94 4 Cyl 2.4L 4G64 SOHC 16V EFI RWD & 4WD			
Ignition – Coil – Standard	CC220	1	
Ignition – Distributor Cap	JP542	1	Mitsubishi Electronic Distributor
Ignition – Distributor Rotor	JR611	1	Mitsubishi Electronic Distributor
Ignition – Module	CM422	1	
Sensor – Coolant Temperature	CCS24	1	
Sensor – Exhaust Oxygen	COS757	1	Direct Fit 1 Wire
Sensor – Exhaust Oxygen – Universal	COS720	1	Universal 1 Wire
Sensor – Temperature Gauge	CTS110	1	
Switch – Coolant Temperature Warning Light	CTS163	1	
Switch – Oil Pressure Warning Light	CPS37	1	

APPLICATION GUIDE



Mitsubishi	Part No	Qty	Notes
Starwagon WA 9/94-4/04 4 Cyl 2.0L 4G63 SOHC 16V Carb. RWD			
Ignition – Coil – Standard	CC281	1	
Ignition – Distributor Cap	JP816	1	Mitsubishi Electronic Distributor
Ignition – Distributor Rotor	JR641	1	Mitsubishi Electronic Distributor
Ignition – Module	CM475	1	To 5/1998
Ignition – Module	CM422	1	From 6/1998
Sensor – Coolant Temperature	CCS24	1	
Sensor – Temperature Gauge	CTS110	1	
Sensor – Throttle Position	CTPS150	1	From 6/1998
Switch – Oil Pressure Warning Light	CPS37	1	
Starwagon WA 9/94-4/04 4 Cyl 2.4L 4G64 SOHC 16V EFI RWD			
Ignition – Coil – Standard	CC281	1	
Ignition – Distributor Cap	JP816	1	Mitsubishi Electronic Distributor
Ignition – Distributor Rotor	JR806	1	Mitsubishi Electronic Distributor
Ignition – Module	CM422	1	
Sensor – Coolant Temperature	CCS39	1	
Sensor – Crankshaft	CSCA37	1	Front
Sensor – Temperature Gauge	CTS110	1	
Sensor – Throttle Position	CTPS150	1	
Starwagon WA 9/94-12/96 V6 Cyl 3.0L 6G72 SOHC 24V EFI RWD			
Ignition – Coil – Standard	CC313	1	
Sensor – Coolant Temperature	CCS39	1	
Sensor – Crankshaft	CSCA37	1	
Sensor – Temperature Gauge	CTS110	1	
Sensor – Throttle Position	CTPS150	1	
Valve – Idle Speed Control	CIA015	1	To 7/1996
Starwagon SJ Carb. 10/95-11/97 4 Cyl 2.0L 4G63 SOHC 8V Carb. RWD			
Ignition – Coil – Standard	CC232	1	To 9/1997
Ignition – Module	CM475	1	
Sensor – Coolant Temperature	CCS33	1	
Sensor – Temperature Gauge	CTS110	1	
Starwagon SJ EFI 11/97-6/01 4 Cyl 2.0L 4G63 SOHC 16V EFI RWD			
Ignition – Coil – Standard	CC281	1	
Ignition – Module	CM475	1	
Sensor – Coolant Temperature	CCS33	1	
Sensor – Exhaust Oxygen – Universal	COS724	1	Universal 4 Wire
Sensor – Temperature Gauge	CTS110	1	
Sensor – Throttle Position	CTPS150	1	
Tredia TT:TV:TX:TY:TZ (NZ Market) 1982-87 4 Cyl 1.6L 4G32 SOHC			
Ignition – Distributor Cap	JP542	1	Mitsubishi Electronic Distributor
Ignition – Distributor Rotor	JR533	1	Mitsubishi Electronic Distributor
Tredia A215A (NZ Market) 1984-87 4 Cyl 1.8L 4G37B			
Ignition – Distributor Cap	JP542	1	Mitsubishi Points Distributor
Tredia TX:TY:TZ (NZ Market) 1985-87 4 Cyl 1.8L 4G37			
Ignition – Coil – Standard	CC211	1	Mitsubishi Electronic Distributor
Ignition – Distributor Cap	JP558	1	Mitsubishi Electronic Distributor
Ignition – Distributor Rotor	JR555	1	Mitsubishi Electronic Distributor

APPLICATION GUIDE



Mitsubishi	Part No	Qty	Notes
Triton ME: MF: MG: MH: MJ			
10/86-10/96 4 Cyl 2.6L 4G54 SOHC 8V Carb. RWD & 4WD			
Ignition – Coil – Standard	CC202	1	
Ignition – Distributor Cap	JP542	1	Mitsubishi Electronic Distributor: To 10/1986
Ignition – Distributor Cap	JP564	1	Mitsubishi Electronic Distributor: From 11/1986
Ignition – Distributor Rotor	JR533	1	Mitsubishi Electronic Distributor
Ignition – Module & Pickup / Trigger	CM404	1	Mitsubishi Electronic Distributor
Sensor – Oil Pressure Gauge	CPS27	1	
Sensor – Temperature Gauge	CTS110	1	
Switch – Oil Pressure Warning Light	CPS37	1	
Triton ME: MF: MG: MH: MJ Diesel & Turbo Diesel			
12/86-10/96 4 Cyl 2.5L 4D56 SOHC 8V Di RWD & 4WD			
Sensor – Oil Pressure Gauge	CPS27	1	
Sensor – Temperature Gauge	CTS162	1	
Switch – Oil Pressure Warning Light	CPS37	1	
Triton MH: MJ			
9/90-10/96 V6 Cyl 3.0L 6G72 SOHC 24V EFi 4WD			
Ignition – Coil – Standard	CC218	1	
Ignition – Distributor Cap	JP714	1	Mitsubishi Electronic Distributor
Ignition – Distributor Rotor	JR639	1	Mitsubishi Electronic Distributor
Ignition – Module	CM422	1	
Sensor – Coolant Temperature	CCS33	1	
Sensor – Crankshaft	CSCA51	1	In Distributor: Optic Trigger
Sensor – Exhaust Oxygen	COS835	1	Direct Fit 4 Wire
Sensor – Exhaust Oxygen – Universal	COS724	1	Universal 4 Wire
Sensor – Oil Pressure Gauge	CPS27	1	
Sensor – Temperature Gauge	CTS110	1	
Switch – Oil Pressure Warning Light	CPS37	1	
Triton MK			
10/96-12/06 4 Cyl 2.4L 4G64 SOHC16V MPFi RWD			
Ignition – Coil – Standard	CC281	1	
Ignition – Distributor Cap	JP816	1	Mitsubishi Electronic Distributor
Ignition – Distributor Rotor	JR806	1	Mitsubishi Electronic Distributor
Ignition – Module	CM422	1	
Sensor – Coolant Temperature	CCS39	1	
Sensor – Crankshaft	CSCA57	1	
Sensor – Exhaust Oxygen	COS849	1	Direct Fit 4 Wire: From 9/2003 To 12/2006
Sensor – Exhaust Oxygen – Universal	COS724	1	Universal 4 Wire: From 9/2003 To 12/2006
Sensor – Oil Pressure Gauge	CPS27	1	
Sensor – Temperature Gauge	CTS110	1	
Sensor – Throttle Position	CTPS150	1	
Switch – Coolant Temperature Warning Light	CTS163	1	
Switch – Oil Pressure Warning Light	CPS37	1	
Triton MK Diesel & Turbo Diesel			
10/96-6/06 4 Cyl 2.8L 4M40 SOHC 8V Di RWD & 4WD			
Sensor – Oil Pressure Gauge	CPS27	1	
Sensor – Temperature Gauge	CTS162	1	
Switch – Oil Pressure Warning Light	CPS37	1	

APPLICATION GUIDE



Mitsubishi	Part No	Qty	Notes
Triton MK 10/96-10/06 V6 Cyl 3.0L 6G72 SOHC 24V MPFI RWD & 4WD			
Ignition – Coil – Standard	CC313	1	To 8/2003
Ignition – Coil – Standard	CC314	2	With Black Connector: From 9/2003
Ignition – Coil – Standard	TBA	1	With White Connector: From 9/2003
Sensor – Camshaft	CSCA110	1	
Sensor – Coolant Temperature	CCS39	1	
Sensor – Crankshaft	CSCA37	1	To 8/2003
Sensor – Crankshaft	CSCA162	1	From 9/2003
Sensor – Oil Pressure Gauge	CPS27	1	
Sensor – Temperature Gauge	CTS110	1	
Sensor – Throttle Position	CTPS150	1	
Switch – Coolant Temperature Warning Light	CTS163	1	
Switch – Oil Pressure Warning Light	CPS37	1	
Valve – Idle Speed Control	CIA015	1	
Triton ML Turbo Diesel 7/06-on 4 Cyl 3.2L 4M41A SOHC 16V Di 4WD			
Sensor – Camshaft	CSCA151	1	
Sensor – Temperature Gauge	CTS162	1	
Triton ML 7/06-on V6 Cyl 3.5L 6G74 SOHC 24V MPFI RWD & 4WD			
Ignition – Coil – Standard	CC314	2	With Black Connector
Ignition – Coil – Standard	TBA	1	With White Connector
Sensor – Crankshaft	CSCA164	1	
Sensor – Temperature Gauge	CTS110	1	
Switch – Brake Light	CSL47	1	
Switch – Oil Pressure Warning Light	CPS37	1	
Triton ML 3/07-on 4 Cyl 2.4L 4G64B SOHC 16V MPFI RWD			
Sensor – Temperature Gauge	CTS110	1	
V3000 EA: KS5: KS6 (NZ Market) 4/88-6/91 V6 Cyl 3.0L 6G72 SOHC 24V			
Ignition – Distributor Cap	BD100	1	Mitsubishi Electronic Distributor
Ignition – Distributor Rotor	JR639	1	Mitsubishi Electronic Distributor
Verada KR: KS 7/91-9/96 V6 Cyl 3.0L 6G72 SOHC 12V MPFI FWD			
Ignition – Coil – Standard	CC218	1	
Ignition – Distributor Cap	BD100	1	Mitsubishi Electronic Distributor
Ignition – Distributor Rotor	JR639	1	Mitsubishi Electronic Distributor
Ignition – Module	CM422	1	
Sensor – Coolant Temperature	CCS33	1	
Sensor – Crankshaft	CSCA51	1	In Distributor: From 1993
Sensor – Exhaust Oxygen	COS752	1	Direct Fit 4 Wire
Sensor – Exhaust Oxygen – Universal	COS724	1	Universal 4 Wire
Sensor – Temperature Gauge	CTS110	1	
Sensor – Throttle Position	CTPS113	1	
Switch – Brake Light	CSL54	1	
Switch – Oil Pressure Warning Light	CPS23	1	
Switch – Radiator Fan	CFS48	1	

APPLICATION GUIDE



Mitsubishi			
	Part No	Qty	Notes
Verada KE: KF: KH: KJ: KJ Series II			
10/96-5/03 V6 Cyl 3.5L 6G74 SOHC 24V MPFI FWD			
Ignition – Coil – Standard	CC352	1	Mitsubishi Coil in Distributor
Ignition – Distributor Cap	JP819	1	Mitsubishi Electronic Distributor
Ignition – Distributor Rotor	DR135	1	Mitsubishi Electronic Distributor
Ignition – Module & Pickup / Trigger	CSCA66	1	Mitsubishi Electronic Distributor
Sensor – Coolant Temperature	CCS39	1	
Sensor – Crankshaft	CSCA38	1	
Sensor – Exhaust Oxygen	COS752	1	Direct Fit 4 Wire
Sensor – Exhaust Oxygen – Universal	COS724	1	Universal 4 Wire
Sensor – Temperature Gauge	CTS110	1	
Sensor – Throttle Position	CTPS151	1	To 3/1999
Sensor – Throttle Position	CTPS152	1	From 3/1999 To 6/2000
Switch – Oil Pressure Warning Light	CPS37	1	
Valve – Idle Speed Control	CIA015	1	
Verada KL			
6/03-9/04 V6 Cyl 3.5L 6G74 SOHC 24V MPFI FWD & AWD			
Ignition – Coil – Standard	CC352	1	Mitsubishi Coil in Distributor
Ignition – Distributor Cap	JP819	1	Mitsubishi Electronic Distributor
Ignition – Distributor Rotor	DR135	1	Mitsubishi Electronic Distributor
Sensor – Coolant Temperature	CCS39	1	
Sensor – Crankshaft	CSCA38	1	
Sensor – Temperature Gauge	CTS110	1	
Sensor – Throttle Position	CTPS152	1	With Cruise / Traction or LPG
Sensor – Throttle Position	CTPS151	1	Without Cruise / Traction or LPG
Switch – Brake Light	CSL71	1	
Switch – Oil Pressure Warning Light	CPS37	1	
Valve – Idle Speed Control	CIA015	1	
Verada KW			
10/04-9/05 V6 Cyl 3.5L 6G74 SOHC 24V MPFI FWD & AWD			
Sensor – Temperature Gauge	CTS110	1	
Sensor – Throttle Position	CTPS152	1	With Cruise / Traction or LPG
Sensor – Throttle Position	CTPS151	1	Without Cruise / Traction or LPG
Morris			
1100			
1960-69 4 Cyl 1.1L Carb. FWD			
Ignition – Coil – Standard	CIC31	1	
Ignition – Coil – Heavy Duty Oil Filled Type	C80	1	
Ignition – Distributor Cap	BD268	1	Lucas Points Distributor: To 1968
Ignition – Distributor Condenser	LC103	1	Lucas Points Distributor: To 1968
Ignition – Distributor Points / Contact Set	L19V	1	Lucas Points Distributor: To 1968
Ignition – Distributor Rotor	BD229	1	Lucas Points Distributor: To 1968
Nomad			
1969-72 4 Cyl 1.5L Carb. FWD			
Ignition – Coil – Standard	CIC31	1	
Ignition – Coil – Heavy Duty Oil Filled Type	C80	1	
Ignition – Distributor Cap	BD268	1	Lucas Points Distributor
Ignition – Distributor Condenser	LC103	1	Lucas Points Distributor
Ignition – Distributor Points / Contact Set	L19V	1	Lucas Points Distributor
Ignition – Distributor Rotor	BD229	1	Lucas Points Distributor
Niki			
650			
1989-93 2 Cyl 652cc Carb. RWD			
Ignition – Distributor Condenser	MC41	1	Marelli Points Distributor

APPLICATION GUIDE



Nissan	Part No	Qty	Notes
120Y B210			
3/74-3/79 4 Cyl 1.2L A12 OHV Carb. RWD			
Ignition – Coil – Standard	C1C32R	1	
Ignition – Coil – Heavy Duty Oil Filled Type	C80R	1	
Ignition – Coil – Heavy Duty Epoxy Type	CC254	1	
Ignition – Distributor Cap	JP520	1	
Ignition – Distributor Condenser	MC418	1	
Ignition – Distributor Points / Contact Set	S219VU	1	
Ignition – Distributor Rotor	JR517	1	
Sensor – Temperature Gauge	CTS100	1	
Sensor – Temperature Gauge Adapter	CTS101	1	
Switch – Brake Light	CSL28	1	
Switch – Oil Pressure Warning Light	CPS22	1	
180B 610 Incl. SSS			
9/72-10/77 4 Cyl 1.8L L18 SOHC 8V Carb. RWD			
Ignition – Coil – Standard	C1C32R	1	
Ignition – Coil – Heavy Duty Oil Filled Type	C80R	1	
Ignition – Coil – Heavy Duty Epoxy Type	CC254	1	
Ignition – Distributor Cap	BD278	1	Lucas Points Distributor: To 1975
Ignition – Distributor Cap	JP520	1	Mitsubishi and Hitachi Points Distributor:
Ignition – Distributor Cap	JP544	1	Hitachi Twin Points Distributor: From 1976
Ignition – Distributor Condenser	LC103	1	Lucas Points Distributor: To 1975
Ignition – Distributor Condenser	MC418	1	Mitsubishi and Hitachi Points Distributor:
Ignition – Distributor Condenser	NC203	1	Hitachi Twin Points Distributor: From 1976
Ignition – Distributor Condenser	NC207	1	Hitachi Twin Points Distributor: From 1976
Ignition – Distributor Points / Contact Set	L19V	1	Lucas Points Distributor: To 1975
Ignition – Distributor Points / Contact Set	S219VU	1	Mitsubishi and Hitachi Points Distributor:
Ignition – Distributor Points / Contact Set	S217	2	Hitachi Twin Points Distributor: From 1976
Ignition – Distributor Rotor	BD256	1	Lucas Points Distributor: To 1975
Ignition – Distributor Rotor	JR517	1	Mitsubishi and Hitachi Points Distributor
Ignition – Distributor Rotor	JR535	1	Hitachi Twin Point Distributor: From 1976
Sensor – Temperature Gauge	CTS100	1	
Sensor – Temperature Gauge Adapter	CTS101	1	
Switch – Oil Pressure Warning Light	CPS22	1	
180SX S13 Turbo			
1/89-12/91 4 Cyl 1.8L CA18DET DOHC 16V MPFi RWD			
Sensor – Crankshaft	CSCA30	1	To 1/1991
180SX S13 Incl. Turbo			
1/91-12/97 4 Cyl 2.0L SR20DE DOHC 16V EFI RWD			
Sensor – Knock Control	CKS120	1	From 1/1991
200B 810 Incl. SSS			
10/77-5/81 4 Cyl 2.0L L20B SOHC 8V Carb. RWD			
Ignition – Coil – Standard	C1C32R	1	
Ignition – Coil – Heavy Duty Oil Filled Type	C80R	1	
Ignition – Coil – Heavy Duty Epoxy Type	CC254	1	
Ignition – Distributor Cap	BH90	1	Bosch Points Distributor
Ignition – Distributor Cap	JP520	1	Hitachi Points Distributor: To 1978
Ignition – Distributor Cap	JP544	1	Hitachi Twin Points Distributor: To 1980
Ignition – Distributor Cap	JP520	1	Mitsubishi Points Distributor: To 1980
Ignition – Distributor Condenser	MC418	1	Hitachi Points Distributor: To 1978
Ignition – Distributor Condenser	NC203	1	Hitachi Twin Points Distributor: To 1980
Ignition – Distributor Condenser	NC207	1	Hitachi Twin Points Distributor: To 1980
Ignition – Distributor Condenser	MC418	1	Mitsubishi Points Distributor: To 1980
Ignition – Distributor Points / Contact Set	S15V	1	Bosch Points Distributor

APPLICATION GUIDE



Nissan	Part No	Qty	Notes
200B 810 Incl. SSS (Continued)			
10/77-5/81 4 Cyl 2.0L L20B SOHC 8V Carb. RWD			
Ignition – Distributor Points / Contact Set	S219VU	1	Hitachi Points Distributor: To 1978
Ignition – Distributor Points / Contact Set	S217	2	Hitachi Twin Points Distributor: To 1980
Ignition – Distributor Points / Contact Set	S219VU	1	Mitsubishi Points Distributor: To 1980
Ignition – Distributor Rotor	DR463	1	Bosch Points Distributor
Ignition – Distributor Rotor	JR517	1	Hitachi Points Distributor: To 1978
Ignition – Distributor Rotor	JR535	1	Hitachi Twin Points Distributor: To 1980
Ignition – Distributor Rotor	JR517	1	Mitsubishi Points Distributor: To 1980
Sensor – Temperature Gauge	CTS100	1	Imported Models
Sensor – Temperature Gauge	CTS102	1	Australian Assembled Models
Sensor – Temperature Gauge Adapter	CTS101	1	
Switch – Brake Light	CSL28	1	
Switch – Oil Pressure Warning Light	CPS22	1	
200SX S14 Turbo			
10/94-11/00 4 Cyl 2.0L SR20DET DOHC 16V PFI RWD			
Ignition – Coil and Igniter	CC303	4	
Sensor – Coolant Temperature	CCS20	1	
Sensor – Exhaust Oxygen	COS772	1	Direct Fit 3 Wire
Sensor – Exhaust Oxygen – Universal	COS721	1	Universal 3 Wire
Sensor – Knock Control	CKS120	1	
Sensor – Temperature Gauge	CTS155	1	
Switch – Brake Light	CSL43	1	
Switch – Oil Pressure Warning Light	CPS28	1	
200SX S15 Turbo			
11/00-12/03 4 Cyl 2.0L SR20DET DOHC 16V EPFI RWD			
Sensor – Exhaust Oxygen	COS772	1	Direct Fit 3 Wire
Sensor – Exhaust Oxygen – Universal	COS721	1	Universal 3 Wire
Sensor – Knock Control	CKS120	1	
240C: 240K: 240Z			
10/70-3/78 6 Cyl 2.4L L24 SOHC 12V Carb. RWD			
Ignition – Coil – Standard	CIC32R	1	
Ignition – Coil – Heavy Duty Oil Filled Type	C80R	1	
Ignition – Coil – Heavy Duty Epoxy Type	CC254	1	
Ignition – Distributor Cap	JP526	1	Hitachi Points Distributor
Ignition – Distributor Condenser	MC418	1	Hitachi Points Distributor
Ignition – Distributor Points / Contact Set	S219VU	1	Hitachi Points Distributor
Ignition – Distributor Rotor	JR517	1	Hitachi Points Distributor
Sensor – Temperature Gauge	CTS100	1	
Sensor – Temperature Gauge Adapter	CTS101	1	
Switch – Oil Pressure Warning Light	CPS22	1	
260C: 260Z			
1/73-12/78 6 Cyl 2.6L L26 SOHC 12V Carb. RWD			
Ignition – Coil – Standard	CIC32R	1	
Ignition – Coil – Heavy Duty Oil Filled Type	C80R	1	
Ignition – Coil – Heavy Duty Epoxy Type	CC254	1	
Ignition – Distributor Cap	JP526	1	Hitachi Points Distributor: To 1975
Ignition – Distributor Condenser	MC418	1	Hitachi Points Distributor
Ignition – Distributor Points / Contact Set	S219VU	1	Hitachi Points Distributor
Ignition – Distributor Rotor	JR517	1	Hitachi Points Distributor: To 1975
Ignition – Distributor Rotor	JR535	1	Hitachi Points Distributor: From 1975
Sensor – Temperature Gauge	CTS100	1	
Sensor – Temperature Gauge Adapter	CTS101	1	
Switch – Oil Pressure Warning Light	CPS22	1	

APPLICATION GUIDE



Nissan	Part No	Qty	Notes
280C			
3/78-2/83 6 Cyl 2.8L L28 SOHC 12V Carb. RWD			
Ignition – Coil – Standard	CIC32R	1	
Ignition – Coil – Heavy Duty Oil Filled Type	C80R	1	
Ignition – Coil – Heavy Duty Epoxy Type	CC254	1	
Ignition – Distributor Condenser	MC418	1	Hitachi Points Distributor: To 1979
Ignition – Distributor Points / Contact Set	S219VU	1	Hitachi Points Distributor: To 1979
Ignition – Distributor Rotor	JR535	1	Hitachi Points Distributor: To 1979
Sensor – Temperature Gauge	CTS100	1	
Sensor – Temperature Gauge Adapter	CTS101	1	
Switch – Brake Light	CSL32	1	
Switch – Oil Pressure Warning Light	CPS22	1	
280ZX			
3/79-5/84 6 Cyl 2.8L L28E SOHC 12V EFI RWD			
Ignition – Distributor Cap	JP738	1	Hitachi Electronic Distributor
Ignition – Distributor Rotor	JR655	1	Hitachi Electronic Distributor
Ignition – Module	CM416	1	
Sensor – Coolant Temperature	CCS25	1	
Sensor – Temperature Gauge	CTS100	1	
Sensor – Temperature Gauge Adapter	CTS101	1	
Sensor – Throttle Position	CTPS142	1	To 11/1980
Switch – Brake Light	CSL32	1	
Switch – Oil Pressure Warning Light	CPS22	1	
300C			
5/84-5/86 V6 Cyl 3.0L VG30E SOHC 12V EFI RWD			
Ignition – Coil – Standard	CC221	1	
Ignition – Distributor Cap	BD741	1	Hitachi Electronic Distributor
Ignition – Distributor Rotor	DR761	1	Hitachi Electronic Distributor
Sensor – Coolant Temperature	CCS20	1	
Sensor – Exhaust Oxygen	COS737	1	Direct Fit 3 Wire: Titania
Sensor – Exhaust Oxygen	COS772	1	Direct Fit 3 Wire: Zirconia
Sensor – Exhaust Oxygen – Universal	COS721	1	Universal 3 Wire: Zirconia
Sensor – Temperature Gauge	CTS141	1	
Switch – Oil Pressure Warning Light	CPS28	1	
300ZX Z31			
5/84-12/85 V6 Cyl 3.0L VG30E SOHC 12V EFI RWD			
Ignition – Coil – Standard	CC221	1	
Ignition – Distributor Cap	BD741	1	Hitachi Electronic Distributor
Ignition – Distributor Rotor	DR761	1	Hitachi Electronic Distributor
Sensor – Coolant Temperature	CCS25	1	
Sensor – Exhaust Oxygen	COS737	1	Direct Fit 3 Wire: Titania
Sensor – Temperature Gauge	CTS100	1	
Sensor – Temperature Gauge Adapter	CTS101	1	
Sensor – Throttle Position	CTPS133	1	Auto Transmission: From 2/1987
Sensor – Throttle Position	CTPS103	1	Manual Transmission
Switch – Brake Light	CSL43	1	
Switch – Oil Pressure Warning Light	CPS22	1	
300ZX Z31 Turbo			
1/86-12/89 V6 Cyl 3.0L VG30ET SOHC 12V EFI RWD			
Ignition – Coil – Standard	CC221	1	
Ignition – Distributor Cap	BD741	1	Hitachi Electronic Distributor
Ignition – Distributor Rotor	DR761	1	Hitachi Electronic Distributor
Sensor – Coolant Temperature	CCS20	1	
Sensor – Exhaust Oxygen	COS737	1	Direct Fit 3 Wire: Titania
Sensor – Throttle Position	CTPS133	1	Auto Transmission: From 2/1987
Sensor – Throttle Position	CTPS103	1	Manual Transmission
Switch – Brake Light	CSL43	1	

APPLICATION GUIDE



Nissan	Part No	Qty	Notes
300ZX Z32 Incl. Turbo (NZ Market)			
1989-93 V6 Cyl 3.0L VG30DE: VG30DETT			
Ignition – Distributor Cap	BD741	1	Hitachi Electronic Distributor
Ignition – Distributor Rotor	DR761	1	Hitachi Electronic Distributor
300ZX Z32			
12/89-3/97 V6 Cyl 3.0L VG30DE DOHC 24V EFI RWD			
Sensor – Camshaft	CSCA05	1	Mitsubishi: To 1/1994
Sensor – Coolant Temperature	CCS20	1	
Sensor – Exhaust Oxygen	COS797	1	Direct Fit 3 Wire: LH and RH Side
Sensor – Exhaust Oxygen – Universal	COS721	1	Universal 3 Wire: LH and RH Side
Sensor – Knock Control	CKS120	1	
Sensor – Throttle Position	CTPS133	1	To 10/1992
Switch – Brake Light	CSL43	1	
520 1 Tonne			
1/71-12/78 4 Cyl 1.5L J15 OHV 8V Carb. RWD			
Ignition – Coil – Standard	CIC31	1	
Ignition – Coil – Heavy Duty Oil Filled Type	C80	1	
Ignition – Distributor Cap	JP520	1	Hitachi Points Distributor: To 1972
Ignition – Distributor Condenser	MC418	1	Hitachi Points Distributor: To 1972
Ignition – Distributor Points / Contact Set	S219VU	1	Hitachi Points Distributor: To 1972
Ignition – Distributor Rotor	JR517	1	Hitachi Points Distributor: To 1972
620 1 Tonne			
7/72-12/79 4 Cyl 1.5L J15 OHV 8V Carb. RWD			
Ignition – Coil – Standard	CIC32R	1	
Ignition – Coil – Heavy Duty Oil Filled Type	C80R	1	
Ignition – Coil – Heavy Duty Epoxy Type	CC254	1	
Ignition – Distributor Cap	JP520	1	Hitachi & Mitsubishi Points Distributor
Ignition – Distributor Condenser	MC418	1	Hitachi & Mitsubishi Points Distributor
Ignition – Distributor Points / Contact Set	S219VU	1	Hitachi & Mitsubishi Points Distributor
Ignition – Distributor Rotor	JR517	1	Hitachi & Mitsubishi Points Distributor
Sensor – Temperature Gauge	CTS100	1	
Sensor – Temperature Gauge Adapter	CTS101	1	
Switch – Oil Pressure Warning Light	CPS22	1	
720			
1/80-12/85 4 Cyl 1.8L L18 Carb. RWD & 4WD			
Ignition – Coil – Standard	CIC32R	1	
Ignition – Coil – Heavy Duty Oil Filled Type	C80R	1	
Ignition – Coil – Heavy Duty Epoxy Type	CC254	1	
Ignition – Distributor Cap	JP520	1	Hitachi Points Distributor
Ignition – Distributor Condenser	MC418	1	Hitachi Points Distributor
Ignition – Distributor Points / Contact Set	S219VU	1	Hitachi Points Distributor
Ignition – Distributor Rotor	JR517	1	Hitachi Points Distributor
Sensor – Temperature Gauge	CTS100	1	
Sensor – Temperature Gauge Adapter	CTS101	1	
Switch – Brake Light	CSL32	1	
Switch – Oil Pressure Warning Light	CPS22	1	
720			
1/80-9/84 4 Cyl 2.2L SD22 Di RWD			
Switch – Brake Light	CSL32	1	
Switch – Oil Pressure Warning Light	CPS22	1	

APPLICATION GUIDE



Nissan	Part No	Qty	Notes
720 PG720U: MGY720TU (NZ Market)			
1980-86 4 Cyl 1.8:2.2L L18: Z22			
Ignition – Coil – Standard	CC211	1	Hitachi Points Distributor
Ignition – Distributor Cap	JP520	1	Hitachi Points Distributor
Ignition – Distributor Condenser	MC418	1	Hitachi Points Distributor
Ignition – Distributor Points / Contact Set	S219VU	1	Hitachi Points Distributor
Ignition – Distributor Rotor	JR517	1	Hitachi Points Distributor
720			
6/83-12/85 4 Cyl 2.3L SD23: 2.5L SD25 Di RWD			
Sensor – Temperature Gauge	CTS158	1	
Sensor – Temperature Gauge Adapter	CTS101	1	
Switch – Brake Light	CSL32	1	
Switch – Oil Pressure Warning Light	CPS22	1	
720			
1/85-12/85 4 Cyl 2.2L Z22 Carb. 4WD			
Sensor – Temperature Gauge	CTS100	1	
Sensor – Temperature Gauge Adapter	CTS101	1	
Switch – Brake Light	CSL32	1	
Switch – Oil Pressure Warning Light	CPS22	1	
1000			
1967-70 4 Cyl 1.0L A10 Carb. RWD			
Ignition – Coil – Standard	CIC32R	1	
Ignition – Coil – Heavy Duty Oil Filled Type	C80R	1	
Ignition – Coil – Heavy Duty Epoxy Type	CC254	1	
Ignition – Distributor Cap	JP520	1	Hitachi Points Distributor
Ignition – Distributor Condenser	MC418	1	Hitachi Points Distributor
Ignition – Distributor Points / Contact Set	S219VU	1	Hitachi Points Distributor
Ignition – Distributor Rotor	JR517	1	Hitachi Points Distributor
Switch – Oil Pressure Warning Light	CPS20	1	
1200 B110: B120			
6/70-12/85 4 Cyl 1.2L A12 OHV Carb. RWD			
Ignition – Coil – Standard	CIC32R	1	
Ignition – Coil – Heavy Duty Oil Filled Type	C80R	1	
Ignition – Coil – Heavy Duty Epoxy Type	CC254	1	
Ignition – Distributor Cap	JP520	1	Hitachi Points Distributor
Ignition – Distributor Cap	BD278	1	Lucas Points Distributor: To 1978
Ignition – Distributor Cap	JP520	1	Mitsubishi Points Distributor: From 1978
Ignition – Distributor Condenser	MC418	1	Hitachi Points Distributor
Ignition – Distributor Condenser	LC103	1	Lucas Points Distributor: To 1978
Ignition – Distributor Condenser	MC418	1	Mitsubishi Points Distributor: From 1978
Ignition – Distributor Points / Contact Set	S219VU	1	Hitachi Points Distributor
Ignition – Distributor Points / Contact Set	L19V	1	Lucas Points Distributor: To 1978
Ignition – Distributor Points / Contact Set	S219VU	1	Mitsubishi Points Distributor: From 1978
Ignition – Distributor Rotor	JR517	1	Hitachi Points Distributor
Ignition – Distributor Rotor	BD256	1	Lucas Points Distributor: To 1978
Ignition – Distributor Rotor	JR517	1	Mitsubishi Points Distributor: From 1978
Sensor – Temperature Gauge	CTS100	1	
Sensor – Temperature Gauge Adapter	CTS101	1	
Switch – Brake Light	CSL28	1	
Switch – Oil Pressure Warning Light	CPS22	1	

APPLICATION GUIDE



Nissan	Part No	Qty	Notes
1600			
1965-73 4 Cyl 1.6L L16 Carb. RWD			
Ignition – Coil – Standard	C1C32R	1	
Ignition – Coil – Heavy Duty Oil Filled Type	C80R	1	
Ignition – Coil – Heavy Duty Epoxy Type	CC254	1	
Ignition – Distributor Cap	JP520	1	Hitachi Points Distributor
Ignition – Distributor Cap	BD278	1	Lucas Points Distributor: From 1971
Ignition – Distributor Condenser	MC418	1	Hitachi Points Distributor
Ignition – Distributor Condenser	LC103	1	Lucas Points Distributor: From 1971
Ignition – Distributor Points / Contact Set	S219VU	1	Hitachi Points Distributor
Ignition – Distributor Points / Contact Set	L19V	1	Lucas Points Distributor: From 1971
Ignition – Distributor Rotor	JR517	1	Hitachi Points Distributor
Ignition – Distributor Rotor	BD256	1	Lucas Points Distributor: From 1971
Sensor – Temperature Gauge	CTS100	1	
Sensor – Temperature Gauge Adapter	CTS101	1	
Switch – Oil Pressure Warning Light	CPS22	1	
2400			
7/70-8/71 6 Cyl 2.4L L24 Carb. RWD			
Ignition – Coil – Standard	C1C32R	1	
Ignition – Coil – Heavy Duty Oil Filled Type	C80R	1	
Ignition – Coil – Heavy Duty Epoxy Type	CC254	1	
Ignition – Distributor Cap	JP526	1	Hitachi Points Distributor
Ignition – Distributor Condenser	MC418	1	Hitachi Points Distributor
Ignition – Distributor Points / Contact Set	S219VU	1	Hitachi Points Distributor
Ignition – Distributor Rotor	JR517	1	Hitachi Points Distributor
Bluebird 910 Series I			
5/81-8/83 4 Cyl 2.0L L20B SOHC 8V Carb. RWD			
Ignition – Coil – Standard	C1C32R	1	
Ignition – Coil – Heavy Duty Oil Filled Type	C80R	1	
Ignition – Coil – Heavy Duty Epoxy Type	CC254	1	
Ignition – Distributor Cap	BH90	1	Bosch Points Distributor
Ignition – Distributor Points / Contact Set	S15V	1	Bosch Points Distributor
Ignition – Distributor Rotor	DR463	1	Bosch Points Distributor
Sensor – Temperature Gauge	CTS100	1	
Sensor – Temperature Gauge Adapter	CTS101	1	
Switch – Brake Light	CSL28	1	Bullet Terminals
Switch – Oil Pressure Warning Light	CPS22	1	
Bluebird 910 Series II			
9/83-4/85 4 Cyl 2.0L L20B SOHC 8V Carb. RWD			
Ignition – Distributor Cap	BH122	1	Bosch Electronic Distributor
Ignition – Distributor Rotor	BH121	1	Bosch Electronic Distributor
Ignition – Module	CM418	1	
Sensor – Temperature Gauge	CTS100	1	
Sensor – Temperature Gauge Adapter	CTS101	1	
Switch – Brake Light	CSL32	1	Blade Terminals
Switch – Oil Pressure Warning Light	CPS22	1	
Switch – Radiator Fan	CFS16	1	
Bluebird U11 (NZ Market)			
1983-87 4 Cyl 1.8L CA18 SOHC 8V			
Ignition – Distributor Cap	JP666	1	Hitachi Electronic Distributor
Bluebird U11: U12 (NZ Market)			
1983-91 4 Cyl 2.0L CA20 SOHC			
Ignition – Coil – Standard	CC200	2	Hitachi Electronic Distributor
Ignition – Distributor Cap	JP666	1	Hitachi Electronic Distributor: With Vent
Ignition – Distributor Cap	JP672	1	Hitachi Electronic Distributor: Without Vent
Ignition – Distributor Rotor	JR655	1	Hitachi Electronic Distributor

APPLICATION GUIDE



Nissan	Part No	Qty	Notes
Bluebird 910 Series III 4/85-6/86 4 Cyl 2.0L CA20S SOHC 8V Carb. RWD			
Ignition – Coil – Standard	CC200	2	
Ignition – Distributor Cap	BH176	1	Bosch Electronic Distributor
Ignition – Distributor Cap	JP716	1	Hitachi Electronic Distributor
Ignition – Distributor Rotor	BH229	1	Bosch Electronic Distributor
Ignition – Distributor Rotor	JR623	1	Hitachi Electronic Distributor
Ignition – Module	CM471	1	Hitachi
Ignition – Module	CM419	1	Bosch
Sensor – Temperature Gauge	CTS100	1	
Sensor – Temperature Gauge Adapter	CTS101	1	
Switch – Brake Light	CSL32	1	Blade Terminals
Switch – Oil Pressure Warning Light	CPS22	1	
Switch – Radiator Fan	CFS16	1	
Bluebird U13 (NZ Market) 1989-96 4 Cyl 2.0L SR18: SR20DE DOHC			
Ignition – Coil – Standard	CC223	1	Hitachi Electronic Distributor
Ignition – Distributor Rotor	JR643	1	Hitachi Electronic Distributor
Bluebird U12: U13 (NZ Market) 1991-95 4 Cyl 2.4L KA24E: KA24DE			
Ignition – Distributor Cap	JP672	1	Hitachi Electronic Distributor
Ignition – Distributor Rotor	JR535	1	Hitachi Electronic Distributor
Bluebird U13 10/93-12/97 4 Cyl 2.4L KA24DE DOHC 16V EFI FWD			
Ignition – Coil – Standard	CC229	1	
Ignition – Distributor Cap	JP825	1	Hitachi Electronic Distributor
Ignition – Distributor Rotor	JR808	1	Hitachi Electronic Distributor
Ignition – Module	CM428	1	Hanshin
Sensor – Coolant Temperature	CCS20	1	
Sensor – Crankshaft	CSCA168	1	
Sensor – Exhaust Oxygen	COS748	1	Direct Fit 1 Wire
Sensor – Exhaust Oxygen – Universal	COS720	1	Universal 1 Wire
Sensor – Knock Control	CKS120	1	To 5/1997
Sensor – Temperature Gauge	CTS141	1	
Sensor – Throttle Position	CTPS139	1	Auto Transmission
Sensor – Throttle Position	CTPS138	1	Manual Transmission: To 1/1995
Sensor – Throttle Position	CTPS140	1	Manual Transmission: From 1/1995
Switch – Brake Light	CSL43	1	
Switch – Oil Pressure Warning Light	CPS28	1	
Brougham V30E 6/86-1/88 V6 Cyl 3.0L VG30E SOHC 12V EFI RWD			
Sensor – Coolant Temperature	CCS20	1	
Sensor – Exhaust Oxygen	COS737	1	Direct Fit 3 Wire: Titania
Sensor – Exhaust Oxygen	COS772	1	Direct Fit 3 Wire: Zirconia
Sensor – Exhaust Oxygen – Universal	COS721	1	Universal 3 Wire: Zirconia
Caball 1969-81 4 Cyl 2.0L H20 OHV Carb. RWD			
Ignition – Coil – Standard	CIC32R	1	
Ignition – Coil – Heavy Duty Oil Filled Type	C80R	1	
Ignition – Coil – Heavy Duty Epoxy Type	CC254	1	
Ignition – Distributor Cap	JP520	1	Hitachi Points Distributor: From 1975
Ignition – Distributor Condenser	MC418	1	Hitachi Points Distributor: From 1975
Ignition – Distributor Points / Contact Set	S219VU	1	Hitachi Points Distributor: From 1975
Ignition – Distributor Rotor	JR517	1	Hitachi Points Distributor: From 1975

APPLICATION GUIDE



Nissan	Part No	Qty	Notes
Cabstar F22 4/84-12/87 4 Cyl 2.0L Z20 SOHC 8V Carb. RWD			
Ignition – Coil – Standard	CIC32R	1	
Ignition – Coil – Heavy Duty Oil Filled Type	C80R	1	
Ignition – Coil – Heavy Duty Epoxy Type	CC254	1	
Ignition – Distributor Cap	JP564	1	Mitsubishi Points Distributor
Ignition – Distributor Condenser	MC423	1	Mitsubishi Points Distributor
Ignition – Distributor Points / Contact Set	S219VU	1	Mitsubishi Points Distributor
Ignition – Distributor Rotor	JR533	1	Mitsubishi Points Distributor
Cabstar H40 10/84-12/87 4 Cyl 2.2L Z22 Carb. RWD			
Ignition – Coil – Standard	CIC32R	1	
Ignition – Coil – Heavy Duty Oil Filled Type	C80R	1	
Ignition – Coil – Heavy Duty Epoxy Type	CC254	1	
Ignition – Distributor Cap	JP564	1	Mitsubishi Points Distributor
Ignition – Distributor Condenser	MC423	1	Mitsubishi Points Distributor
Ignition – Distributor Points / Contact Set	S219VU	1	Mitsubishi Points Distributor
Ignition – Distributor Rotor	JR533	1	Mitsubishi Points Distributor
Switch – Brake Light	CSL28	1	
Switch – Oil Pressure Warning Light	CPS22	1	
Cefiro A31 (NZ Market) 9/88-7/90 6 Cyl 2.0L RB20E SOHC 8V			
Ignition – Coil – Standard	CC233	1	Hitachi Electronic Distributor
Ignition – Distributor Cap	JP694	1	Hitachi Electronic Distributor
Ignition – Distributor Rotor	JR621	1	Hitachi Electronic Distributor
Cefiro A31 Turbo (NZ Market) 1988-94 6 Cyl 2.0L RB20DET			
Ignition – Distributor Cap	JP694	1	Hitachi Electronic Distributor
Ignition – Distributor Rotor	JR621	1	Hitachi Electronic Distributor
EXA KEN13 (NZ Market) 1986-90 4 Cyl 1.6L CA16DE DOHC			
Ignition – Coil – Standard	CC207	1	Hitachi Electronic Distributor
Ignition – Distributor Cap	JP594	1	Hitachi Electronic Distributor
Ignition – Distributor Rotor	JR607	1	Hitachi Electronic Distributor
EXA KN13 2/87-12/87 4 Cyl 1.6L CA16DE DOHC 16V EFI FWD			
Ignition – Coil and Igniter	CC235	4	
Sensor – Coolant Temperature	CCS20	1	
Sensor – Crankshaft	CSCA30	1	
Sensor – Exhaust Oxygen	COS737	1	Direct Fit 3 Wire: Titania
Sensor – Oil Pressure Gauge	CPS56	1	
Sensor – Throttle Position	CTPS134	1	
Switch – Brake Light	CSL43	1	
Switch – Radiator Fan	CFS28	1	
EXA KN13 1/88-10/91 4 Cyl 1.8L CA18DE DOHC 16V EFI FWD			
Ignition – Coil and Igniter	CC235	4	
Sensor – Coolant Temperature	CCS20	1	
Sensor – Exhaust Oxygen	COS738	1	Direct Fit 1 Wire
Sensor – Exhaust Oxygen – Universal	COS720	1	Universal 1 Wire
Sensor – Oil Pressure Gauge	CPS56	1	
Sensor – Throttle Position	CTPS135	1	
Switch – Radiator Fan	CFS28	1	

APPLICATION GUIDE



Nissan	Part No	Qty	Notes
Gazelle S12 1/84-11/88 4 Cyl 2.0L CA20E SOHC 8V EFi RWD			
Ignition – Distributor Cap	JP696	1	Hitachi Electronic Distributor: To 1986
Ignition – Distributor Cap	JP716	1	Hitachi Electronic Distributor: From 1986
Ignition – Distributor Rotor	JR623	1	Hitachi Electronic Distributor
Ignition – Module	CM471	1	To 1986
Sensor – Coolant Temperature	CCS20	1	
Sensor – Exhaust Oxygen	COS748	1	Direct Fit 1 Wire
Sensor – Exhaust Oxygen – Universal	COS720	1	Universal 1 Wire
Sensor – Temperature Gauge	CTS100	1	
Sensor – Temperature Gauge Adapter	CTS101	1	
Switch – Brake Light	CSL43	1	
Switch – Oil Pressure Warning Light	CPS22	1	
Homer F20 4/76-12/81 4 Cyl 2.0L H20 OHV 8V Carb. RWD			
Ignition – Coil – Standard	CIC32R	1	
Ignition – Coil – Heavy Duty Oil Filled Type	C80R	1	
Ignition – Coil – Heavy Duty Epoxy Type	CC254	1	
Ignition – Distributor Cap	JP520	1	Hitachi Points Distributor: To 1979
Ignition – Distributor Condenser	MC418	1	Hitachi Points Distributor: To 1979
Ignition – Distributor Points / Contact Set	S219VU	1	Hitachi Points Distributor: To 1979
Ignition – Distributor Rotor	JR517	1	Hitachi Points Distributor: To 1979
Infiniti Q45 9/93-12/96 V8 Cyl 4.5L VH45DE DOHC 32V MPFI RWD			
Sensor – Exhaust Oxygen – Universal	COS721	1	Universal 3 Wire: LH Side
Langley N13 (NZ Market) 1986-88 4 Cyl 1.5L E15S			
Ignition – Distributor Cap	JP594	1	Hitachi Electronic Distributor
Ignition – Distributor Rotor	JR535	1	Hitachi Electronic Distributor
Laurel C32: C33: C34 (NZ Market) 1986-93 6 Cyl 2.0L RB20E: RB20DE			
Ignition – Distributor Cap	JP694	1	Hitachi Electronic Distributor
Ignition – Distributor Rotor	JR621	1	Hitachi Electronic Distributor
Maxima J30 (NZ Market) 1988-94 V6 Cyl 3.0L VG30E: VG30DE			
Ignition – Distributor Cap	BD741	1	Hitachi Electronic Distributor
Ignition – Distributor Rotor	DR761	1	Hitachi Electronic Distributor
Maxima J30 5/90-12/92 V6 Cyl 3.0L VG30E SOHC 12V MPFI FWD			
Ignition – Coil – Standard	CC223	1	
Ignition – Distributor Cap	BD841	1	Hitachi Electronic Distributor
Ignition – Distributor Rotor	DR841A	1	Hitachi Electronic Distributor
Ignition – Module	CM428	1	
Sensor – Coolant Temperature	CCS20	1	
Sensor – Exhaust Oxygen	COS771	1	Direct Fit 3 Wire: Titania
Sensor – Temperature Gauge	CTS141	1	
Sensor – Throttle Position	CTPS133	1	
Switch – Brake Light	CSL43	1	
Switch – Oil Pressure Warning Light	CPS28	1	

APPLICATION GUIDE



Nissan	Part No	Qty	Notes
Maxima A32 2/95-12/99 V6 Cyl 3.0L VQ30DE DOHC 24V MPFI FWD			
Ignition – Coil and Igniter	CC302	3	Front Only
Sensor – Coolant Temperature	CCS37	1	
Sensor – Crankshaft	CSCA28	1	Mitsubishi: Crank Reference
Sensor – Exhaust Oxygen	COS800	1	Direct Fit 3 Wire: Before Catalyst
Sensor – Exhaust Oxygen – Universal	COS721	2	Universal 3 Wire: Before and After Catalyst
Sensor – Knock Control	CKS120	1	
Switch – Brake Light	CSL43	1	
Switch – Oil Pressure Warning Light	CPS28	1	
Maxima A33 11/99-11/03 V6 Cyl 3.0L VQ30DE DOHC 24V MPFI FWD			
Sensor – Air Flow / MAF	CAF032	1	
Switch – Oil Pressure Warning Light	CPS28	1	
Micra K11E 5/95-12/97 4 Cyl 1.3L CG13DE MPFI FWD			
Ignition – Distributor Cap	JP405	1	
Ignition – Distributor Rotor	JR404	1	
Sensor – Coolant Temperature	CCS37	1	
Sensor – Exhaust Oxygen	COS772	1	Direct Fit 3 Wire
Sensor – Exhaust Oxygen – Universal	COS721	1	Universal 3 Wire
Navara D21 (NZ Market) 1985-89 4 Cyl 1.6L Z16			
Ignition – Distributor Cap	JP672	1	Hitachi Electronic Distributor
Ignition – Distributor Rotor	JR535	1	Hitachi Electronic Distributor
Navara D21 1/86-10/95 4 Cyl 2.0L Z20 SOHC 8V Carb. RWD			
Ignition – Coil – Standard	CIC32R	1	
Ignition – Coil – Heavy Duty Oil Filled Type	C80R	1	
Ignition – Coil – Heavy Duty Epoxy Type	CC254	1	
Ignition – Distributor Cap	JP672	1	Hitachi Points Distributor
Ignition – Distributor Condenser	BC301	1	Hitachi Points Distributor
Ignition – Distributor Points / Contact Set	S219VU	1	Hitachi Points Distributor
Ignition – Distributor Rotor	JR615	1	Hitachi Points Distributor
Sensor – Oil Pressure Gauge	CPS26	1	
Sensor – Temperature Gauge	CTS158	1	
Switch – Brake Light	CSL43	1	
Navara D21 1/86-5/92 4 Cyl 2.4L Z24 SOHC 12V Carb. RWD & 4WD			
Ignition – Coil – Standard	CIC32R	1	To 10/1989
Ignition – Module	CM471	1	
Sensor – Oil Pressure Gauge	CPS26	1	
Sensor – Temperature Gauge	CTS158	1	
Switch – Brake Light	CSL43	1	
Navara D21 Diesel 1/86-12/88 4 Cyl 2.5L SD25 Di RWD & 4WD			
Sensor – Temperature Gauge	CTS158	1	
Switch – Brake Light	CSL43	1	
Switch – Oil Pressure Warning Light	CPS22	1	
Navara D21 Diesel 1/88-5/92 4 Cyl 2.5L TD25 OHV Di RWD			
Sensor – Temperature Gauge	CTS158	1	

APPLICATION GUIDE



Nissan	Part No	Qty	Notes	
Navara D21 Diesel 2/88-5/92 4 Cyl 2.7L TD27 Di 4WD				
Sensor – Coolant Temperature	CCS37	1		
Sensor – Temperature Gauge	CTS158	1		
Switch – Oil Pressure Warning Light	CPS22	1		
Navara D21 (NZ Market) 1992-96 4 Cyl 2.4L KA24E SOHC				
Ignition – Distributor Cap	JP666	1	Hitachi Electronic Distributor	
Navara D21 6/92-2/97 4 Cyl 2.4L KA24E SOHC 12V EFI RWD & 4WD				
Ignition – Coil – Standard	CC223	1	In Hitachi Distributor	
Ignition – Module	CM428	1		
Sensor – Coolant Temperature	CCS37	1		
Sensor – Crankshaft	CSCA72	1		
Sensor – Temperature Gauge	CTS158	1		
Navara D21 Diesel 6/92-2/97 4 Cyl 2.7L TD27 Di 4WD				
Sensor – Temperature Gauge	CTS158	1		
Navara D21 6/92-2/97 V6 Cyl 3.0L VG30E SOHC 12V EFI RWD				
Ignition – Coil – Standard	CC223	1	Direct Fit 3 Wire Universal 3 Wire	
Ignition – Distributor Cap	JP826	1		
Ignition – Distributor Rotor	DR841A	1		
Ignition – Module	CM428	1		
Sensor – Exhaust Oxygen	COS798	1		
Sensor – Exhaust Oxygen – Universal	COS721	1		
Sensor – Knock Control	CKS120	1		
Sensor – Temperature Gauge	CTS158	1		
Sensor – Throttle Position	CTPS156	1		
Sensor – Throttle Position	CTPS155	1	4 Speed Auto Transmission 5 Speed Manual	
Navara D22 3/97-6/99 4 Cyl 2.4L KA24E SOHC 12V EFI RWD				
Ignition – Coil – Standard	CC223	1	Hitachi Electronic Distributor	
Ignition – Distributor Cap	JP838	1		
Ignition – Module	CM428	1		
Sensor – Air Temperature – Inlet	CAT008	1		
Sensor – Coolant Temperature	CCS37	1		
Sensor – Crankshaft	CSCA64	1		
Sensor – Temperature Gauge	CTS158	1		
Navara D22 Diesel 3/97-12/01 4 Cyl 2.7L TD27: 3.2L QD32 OHV Di 4WD				
Sensor – Coolant Temperature	CCS37	1		
Navara D22 7/99-7/00 4 Cyl 2.4L KA24DE DOHC 16V ESPI RWD				
Ignition – Coil – Standard	CC223	1	Mitsubishi Electronic Distributor	
Ignition – Distributor Cap	JP672	1		
Ignition – Distributor Rotor	JR607	1		
Ignition – Distributor Rotor	JR659	1		
Sensor – Coolant Temperature	CCS37	1		
Sensor – Exhaust Oxygen – Universal	COS720	1		
Sensor – Knock Control	CKS120	1		
Navara D40 12/05-on V6 Cyl 4.0L VQ40DE DOHC 24V SPFI RWD				
Ignition – Coil and Igniter	CC380	6		Coil With Boot: To 4/2007

APPLICATION GUIDE



Nissan	Part No	Qty	Notes
Nomad GC22			
1/87-10/92 4 Cyl 2.4L Z24 SOHC 8V Carb. RWD			
Ignition – Coil – Standard	CIC32R	1	Points Ignition
Ignition – Coil – Heavy Duty Oil Filled Type	C80R	1	Points Ignition
Ignition – Coil – Heavy Duty Epoxy Type	CC254	1	Points Ignition
Ignition – Distributor Cap	JP672	1	Mitsubishi Points Distributor: To 9/1987
Ignition – Distributor Cap	JP716	1	Hitachi Electronic Distributor: From 9/1987
Ignition – Distributor Condenser	BC301	1	Mitsubishi Points Distributor: To 9/1987
Ignition – Distributor Points / Contact Set	S219VU	1	Mitsubishi Points Distributor: To 9/1987
Ignition – Distributor Rotor	JR615	1	Mitsubishi Points Distributor: To 9/1987
Ignition – Distributor Rotor	JR623	1	Hitachi Electronic Distributor: From 9/1987
Ignition – Module	CM471	1	Hitachi Electronic Distributor
Switch – Oil Pressure Warning Light	CPS28	1	
NX: NX-R			
10/91-1/96 4 Cyl 2.0L SR20DE DOHC 16V EFI FWD			
Ignition – Coil – Standard	CC223	1	
Ignition – Distributor Cap	BD887	1	Hitachi Electronic Distributor
Ignition – Distributor Rotor	JR643	1	Hitachi Electronic Distributor
Ignition – Module	CM428	1	
Sensor – Coolant Temperature	CCS20	1	
Sensor – Exhaust Oxygen	COS772	1	Direct Fit 3 Wire
Sensor – Exhaust Oxygen – Universal	COS721	1	Universal 3 Wire
Sensor – Temperature Gauge	CTS141	1	
Switch – Brake Light	CSL43	1	
Switch – Oil Pressure Warning Light	CPS28	1	
Pathfinder WD21			
12/86-9/92 4 Cyl 2.4L Z24 SOHC 8V Carb. 4WD			
Ignition – Distributor Cap	JP672	1	Mitsubishi Points Distributor
Ignition – Distributor Cap	JP716	1	Hitachi Electronic Distributor
Ignition – Distributor Condenser	BC301	1	Mitsubishi Points Distributor
Ignition – Distributor Points / Contact Set	S219VU	1	Mitsubishi Points Distributor
Ignition – Distributor Rotor	JR615	1	Mitsubishi Points Distributor
Ignition – Distributor Rotor	JR623	1	Hitachi Electronic Distributor
Ignition – Module	CM471	1	Hitachi Electronic Distributor
Switch – Brake Light	CSL43	1	
Switch – Oil Pressure Warning Light	CPS28	1	
Pathfinder WD21			
10/92-11/95 V6 Cyl 3.0L VG30E SOHC 12V MPFI 4WD			
Ignition – Coil – Standard	CC223	1	
Ignition – Distributor Cap	JP826	1	
Ignition – Distributor Rotor	DR841A	1	
Ignition – Module	CM428	1	
Sensor – Exhaust Oxygen	COS771	1	Direct Fit 3 Wire: Titania: To 8/1993
Sensor – Exhaust Oxygen	COS798	1	Direct Fit 3 Wire: Titania: From 8/1993
Sensor – Temperature Gauge	CTS141	1	
Sensor – Throttle Position	CTPS156	1	Auto Transmission
Sensor – Throttle Position	CTPS155	1	5 Speed Manual
Switch – Brake Light	CSL43	1	
Switch – Oil Pressure Warning Light	CPS28	1	

APPLICATION GUIDE



Nissan	Part No	Qty	Notes
Pathfinder R50 11/95-1/99 V6 Cyl 3.3L VG33E SOHC 12V MPFI 4WD			
Sensor – Coolant Temperature	CCS37	1	
Sensor – Knock Control	CKS120	1	
Sensor – Temperature Gauge	CTS155	1	
Switch – Brake Light	CSL43	1	
Switch – Oil Pressure Warning Light	CPS28	1	
Pathfinder R51 7/05-on V6 Cyl 3.0L VQ40 DOHC 24V ESPFI 4WD			
Sensor – Exhaust Oxygen – Universal	COS724	2	Universal 4 Wire: LH and RH Side Eng Pipe
Patrol G60 1/61-12/80 6 Cyl 4.0L P40 OHV 12V Carb. 4WD			
Ignition – Coil – Standard	CIC31	1	To 1965
Ignition – Coil – Standard	CIC32R	1	From 1965
Ignition – Coil – Heavy Duty Oil Filled Type	C80	1	To 1965
Ignition – Coil – Heavy Duty Oil Filled Type	C80R	1	From 1965
Ignition – Coil – Heavy Duty Epoxy Type	CC254	1	From 1965
Ignition – Distributor Cap	JP526	1	Hitachi Points Distributor
Ignition – Distributor Condenser	MC418	1	Hitachi Points Distributor
Ignition – Distributor Points / Contact Set	S219VU	1	Hitachi Points Distributor: From 1965
Ignition – Distributor Rotor	JR517	1	Hitachi Points Distributor: From 1965
Sensor – Temperature Gauge	CTS100	1	
Sensor – Temperature Gauge Adapter	CTS101	1	
Switch – Oil Pressure Warning Light	CPS22	1	
Patrol MQ: MK Diesel 6/80-12/87 6 Cyl 3.3L SD33 OHV 12V Di 4WD			
Sensor – Oil Pressure Gauge	CPS56	1	
Sensor – Temperature Gauge	CTS100	1	To 8/1984
Sensor – Temperature Gauge	CTS158	1	From 9/1984
Sensor – Temperature Gauge Adapter	CTS101	1	
Switch – Brake Light	CSL32	1	
Switch – Oil Pressure Warning Light	CPS22	1	
Patrol MQ 6/80-12/85 6 Cyl 4.0L P40 OHV 12V Carb. 4WD			
Ignition – Distributor Cap	JP526	1	Hitachi Points Distributor
Ignition – Distributor Condenser	MC418	1	Hitachi Points Distributor
Ignition – Distributor Points / Contact Set	S219VU	1	Hitachi Points Distributor
Ignition – Distributor Rotor	JR517	1	Hitachi Points Distributor
Sensor – Temperature Gauge	CTS100	1	To 8/1984
Sensor – Temperature Gauge	CTS158	1	From 9/1984
Sensor – Temperature Gauge Adapter	CTS101	1	
Switch – Brake Light	CSL32	1	
Patrol MQ: MK 9/80-12/87 6 Cyl 2.8L L28 SOHC 12V Carb. 4WD			
Ignition – Distributor Cap	JP526	1	Hitachi Points Distributor
Ignition – Distributor Condenser	MC418	1	Hitachi Points Distributor
Ignition – Distributor Points / Contact Set	S219VU	1	Hitachi Points Distributor
Ignition – Distributor Rotor	JR517	1	Hitachi Points Distributor
Sensor – Temperature Gauge	CTS100	1	To 8/1984
Sensor – Temperature Gauge	CTS158	1	From 9/1984
Sensor – Temperature Gauge Adapter	CTS101	1	
Switch – Brake Light	CSL32	1	
Switch – Oil Pressure Warning Light	CPS22	1	

APPLICATION GUIDE



Nissan	Part No	Qty	Notes
Patrol MQ: MK Turbo Diesel 1/84-12/87 6 Cyl 3.3L SD33T OHV 12V Di 4WD			
Sensor – Oil Pressure Gauge	CPS56	1	
Sensor – Temperature Gauge	CTS100	1	
Sensor – Temperature Gauge Adapter	CTS101	1	
Switch – Brake Light	CSL32	1	
Switch – Oil Pressure Warning Light	CPS22	1	
Patrol GQ 2/88-12/95 6 Cyl 4.2L TB42S OHV 12V Carb. 4WD			
Ignition – Coil – Standard	CIC32R	1	To 10/1994
Ignition – Coil – Heavy Duty Oil Filled Type	C80R	1	
Ignition – Coil – Heavy Duty Epoxy Type	CC254	1	
Ignition – Distributor Cap	BD810	1	Mitsubishi Points Distributor
Ignition – Distributor Condenser	MC413	1	Mitsubishi Points Distributor
Ignition – Distributor Points / Contact Set	S219VU	1	Mitsubishi Points Distributor
Ignition – Distributor Rotor	JR249	1	Mitsubishi Points Distributor
Sensor – Crankshaft	CSCA79	1	
Sensor – Oil Pressure Gauge	CPS56	1	
Sensor – Temperature Gauge	CTS141	1	
Switch – Oil Pressure Warning Light	CPS28	1	
Patrol GQ 1/90-12/97 6 Cyl 3.0L RB30S SOHC 12V Carb. 4WD			
Ignition – Coil – Standard	CC223	1	
Ignition – Distributor Cap	BD810	1	Mitsubishi Electronic Distributor
Ignition – Distributor Rotor	JR251	1	Mitsubishi Electronic Distributor
Ignition – Module	CM405	1	From 1/1992
Patrol GQ 2/92-12/97 6 Cyl 4.2L TB42E SOHC 12V EFI 4WD			
Ignition – Coil – Standard	CC229	1	
Ignition – Distributor Cap	BD136	1	Mitsubishi Electronic Distributor
Ignition – Distributor Rotor	DR137	1	Mitsubishi Electronic Distributor
Ignition – Module	CM428	1	
Sensor – Coolant Temperature	CCS20	1	
Sensor – Exhaust Oxygen	COS748	1	Direct Fit 1 Wire
Sensor – Exhaust Oxygen – Universal	COS720	1	Universal 1 Wire
Sensor – Oil Pressure Gauge	CPS56	1	
Sensor – Throttle Position	CTPS156	1	Auto Transmission
Sensor – Throttle Position	CTPS155	1	Manual Transmission
Switch – Oil Pressure Warning Light	CPS28	1	
Patrol GQ Turbo Diesel 2/95-12/97 6 Cyl 2.8L RD28T SOHC 12V Di 4WD			
Sensor – Coolant Temperature	CCS37	1	
Sensor – Oil Pressure Gauge	CPS56	1	
Switch – Oil Pressure Warning Light	CPS28	1	
Patrol GU: GU Series II 12/97-9/01 6 Cyl 4.5L TB45E OHV 12V MPFI 4WD			
Ignition – Distributor Cap	BD898	1	Mitsubishi Electronic Distributor
Ignition – Distributor Rotor	BD899	1	Mitsubishi Electronic Distributor
Sensor – Coolant Temperature	CCS37	1	
Sensor – Exhaust Oxygen	COS748	1	Direct Fit 1 Wire
Sensor – Exhaust Oxygen – Universal	COS720	1	Universal 1 Wire
Sensor – Knock Control	CKS120	1	
Patrol GU: GU Series II: GU Series III Turbo Diesel 5/99-9/04 6 Cyl 4.2L TD42T OHV 12V Di 4WD			
Sensor – Coolant Temperature	CCS37	1	

APPLICATION GUIDE



Nissan	Part No	Qty	Notes
Pintara R31 6/86-12/90 4 Cyl 2.0L CA20E SOHC 8V EFi RWD			
Ignition – Coil – Standard	CC200	1	
Ignition – Distributor Cap	BH176	1	Bosch Electronic Distributor: To 1989
Ignition – Distributor Cap	JP696	1	Hitachi Electronic Distributor: To 1989
Ignition – Distributor Rotor	BH229	1	Bosch Electronic Distributor: To 1989
Ignition – Distributor Rotor	JR623	1	Hitachi Electronic Distributor: To 1989
Ignition – Module	CM419	1	
Sensor – Coolant Temperature	CCS20	1	
Sensor – Exhaust Oxygen	COS748	1	Direct Fit 1 Wire
Sensor – Exhaust Oxygen – Universal	COS720	1	Universal 1 Wire
Sensor – Throttle Position	CTPS141	1	Auto Transmission
Sensor – Throttle Position	CTPS134	1	Manual Transmission
Switch – Oil Pressure Warning Light	CPS22	1	
Pintara U12 11/89-10/92 4 Cyl 2.0L CA20E SOHC 8V EFi FWD			
Ignition – Coil – Standard	CC200	2	
Ignition – Distributor Cap	BH176	1	Bosch Electronic Distributor
Ignition – Distributor Rotor	BH229	1	Bosch Electronic Distributor
Ignition – Module	CM422	1	
Sensor – Coolant Temperature	CCS20	1	
Sensor – Exhaust Oxygen	COS748	1	Direct Fit 1 Wire
Sensor – Exhaust Oxygen – Universal	COS720	1	Universal 1 Wire
Sensor – Temperature Gauge	CTS130	1	
Switch – Oil Pressure Warning Light	CPS28	1	
Pintara U12 11/89-10/92 4 Cyl 2.4L KA24E SOHC 12V MPFi FWD			
Ignition – Coil – Standard	CC223	1	
Ignition – Distributor Cap	JP720	1	Hitachi Electronic Distributor
Ignition – Distributor Rotor	JR643	1	Hitachi Electronic Distributor
Ignition – Module	CM428	1	
Sensor – Coolant Temperature	CCS20	1	
Sensor – Exhaust Oxygen	COS748	1	Direct Fit 1 Wire
Sensor – Exhaust Oxygen – Universal	COS720	1	Universal 1 Wire
Sensor – Throttle Position	CTPS136	1	Auto Transmission
Sensor – Throttle Position	CTPS137	1	Manual Transmission
Switch – Oil Pressure Warning Light	CPS28	1	
Prairie M10 1/82-12/84 4 Cyl 1.5L E15 SOHC 8V Carb. FWD			
Ignition – Distributor Cap	JP630	1	Hitachi Points Distributor
Ignition – Distributor Condenser	MC418	1	Hitachi Points Distributor
Ignition – Distributor Points / Contact Set	S219VU	1	Hitachi Points Distributor
Ignition – Distributor Rotor	JR517	1	Hitachi Points Distributor
Switch – Brake Light	CSL32	1	
Switch – Oil Pressure Warning Light	CPS22	1	
Switch – Radiator Fan	CFS17	1	
Prairie M10 1/85-12/86 4 Cyl 1.5L E15 SOHC 8V Carb. FWD			
Ignition – Distributor Cap	JP594	1	Hitachi Electronic Distributor
Ignition – Distributor Rotor	JR535	1	Hitachi Electronic Distributor
Ignition – Module & Pickup / Trigger	CM417	1	Hitachi Electronic Distributor
Switch – Brake Light	CSL32	1	
Switch – Oil Pressure Warning Light	CPS22	1	
Switch – Radiator Fan	CFS17	1	

APPLICATION GUIDE



Nissan	Part No	Qty	Notes
Primera P10 Japan Spec (NZ Market) 2/90-9/94 4 Cyl 1.8L SR18DI DOHC			
Ignition – Coil – Standard	CC223	1	Hitachi Electronic Distributor
Ignition – Distributor Cap	BD887	1	Hitachi Electronic Distributor
Ignition – Distributor Cap	JP836	1	Mitsubishi Electronic Distributor
Ignition – Distributor Rotor	JR643	1	Hitachi Electronic Distributor
Primera P10 Japan Spec (NZ Market) 2/90-9/94 4 Cyl 2.0L SR20D:DE DOHC			
Ignition – Coil – Standard	CC223	1	
Ignition – Distributor Cap	BD887	1	Hitachi Electronic Distributor
Ignition – Distributor Cap	JP836	1	Mitsubishi Electronic Distributor
Ignition – Distributor Rotor	JR643	1	Hitachi Electronic Distributor
Primera P10 Japan Spec (NZ Market) 9/94-on 4 Cyl 1.8L SR18DE DOHC			
Ignition – Distributor Cap	JP409	1	Mitsubishi Electronic Distributor
Ignition – Distributor Rotor	JR815	1	Mitsubishi Electronic Distributor
Primera P10 Japan Spec (NZ Market) 9/94-on 4 Cyl 2.0L SR20DE DOHC			
Ignition – Distributor Cap	JP409	1	Mitsubishi Electronic Distributor
Ignition – Distributor Rotor	JR815	1	Mitsubishi Electronic Distributor
Primera P10E Europe Spec (NZ Market) 4 Cyl 2.0L SR20DE DOHC			
Ignition – Coil – Standard	CC223	1	Hitachi Electronic Distributor
Ignition – Distributor Cap	BD887	1	Hitachi Electronic Distributor
Ignition – Distributor Rotor	JR643	1	Hitachi Electronic Distributor
Primera P11 Japan Spec (NZ Market) 9/95-9/98 4 Cyl 1.8L SR18DE DOHC			
Ignition – Distributor Rotor	JR815	1	Mitsubishi Electronic Distributor
Primera P11 Japan Spec (NZ Market) 9/95-11/00 4 Cyl 2.0L SR20DE DOHC			
Ignition – Distributor Rotor	JR815	1	Mitsubishi Electronic Distributor
Primera P11E Europe Spec (NZ Market) 4 Cyl 2.0L SR20DE DOHC			
Ignition – Distributor Rotor	JR815	1	Mitsubishi Electronic Distributor
Pulsar N10 10/80-81 4 Cyl 1.4L A14 OHV Carb. FWD			
Ignition – Distributor Cap	JP520	1	Hitachi Points Distributor
Ignition – Distributor Condenser	NC213	1	Hitachi Points Distributor
Ignition – Distributor Points / Contact Set	S219VU	1	Hitachi Points Distributor
Ignition – Distributor Rotor	JR535	1	Hitachi Points Distributor
Sensor – Temperature Gauge	CTS100	1	
Sensor – Temperature Gauge Adapter	CTS101	1	
Switch – Brake Light	CSL32	1	
Switch – Oil Pressure Warning Light	CPS22	1	

APPLICATION GUIDE



Nissan	Part No	Qty	Notes
Pulsar N10 10/81-12/82 4 Cyl 1.3L E13: 1.5L E15 SOHC 8V Carb. FWD			
Ignition – Coil – Standard	CIC32R	1	
Ignition – Coil – Heavy Duty Oil Filled Type	C80R	1	
Ignition – Coil – Heavy Duty Epoxy Type	CC254	1	
Ignition – Distributor Cap	JP520	1	Hitachi Points Distributor
Ignition – Distributor Condenser	MC418	1	Hitachi Points Distributor
Ignition – Distributor Points / Contact Set	S219VU	1	Hitachi Points Distributor
Ignition – Distributor Rotor	JR517	1	Hitachi Points Distributor
Sensor – Temperature Gauge	CTS100	1	
Sensor – Temperature Gauge Adapter	CTS101	1	
Switch – Brake Light	CSL32	1	
Switch – Oil Pressure Warning Light	CPS22	1	
Switch – Radiator Fan	CFS15	1	
Pulsar N12 1/83-6/87 4 Cyl 1.3L E13: 1.5L E15 SOHC 8V Carb. FWD			
Ignition – Distributor Cap	JP520	1	Points Distributor: To 5/1984
Ignition – Distributor Cap	JP594	1	Electronic Distributor: From 5/1984 To 6/1986
Ignition – Distributor Condenser	MC418	1	Points Distributor: To 5/1984
Ignition – Distributor Points / Contact Set	S219VU	1	Points Distributor: To 5/1984
Ignition – Distributor Rotor	JR517	1	Points Distributor: To 5/1984
Ignition – Distributor Rotor	JR535	1	Electronic Distributor: From 5/1984 To 6/1986
Ignition – Distributor Rotor	JR517	1	Electronic Distributor: From 6/1986
Ignition – Module & Pickup / Trigger	CM417	1	Electronic Distributor: From 5/1984
Sensor – Temperature Gauge	CTS100	1	
Sensor – Temperature Gauge Adapter	CTS101	1	
Switch – Brake Light	CSL32	1	
Switch – Oil Pressure Warning Light	CPS22	1	
Switch – Radiator Fan	CFS17	1	To 3/1984
Switch – Radiator Fan	CFS20	1	From 3/1984
Pulsar N12 Turbo 10/83-7/87 4 Cyl 1.5L E15ET SOHC 8V EFI FWD			
Ignition – Coil – Standard	CC305	1	Mitsubishi
Ignition – Distributor Cap	JP666	1	Hitachi Electronic Distributor
Ignition – Distributor Rotor	JR535	1	Hitachi Electronic Distributor
Sensor – Coolant Temperature	CCS25	1	
Sensor – Crankshaft	CSCA170	1	Complete Distributor
Sensor – Exhaust Oxygen	COS738	1	Direct Fit 1 Wire
Sensor – Exhaust Oxygen – Universal	COS720	1	Universal 1 Wire
Sensor – Temperature Gauge	CTS100	1	
Sensor – Temperature Gauge Adapter	CTS101	1	
Switch – Brake Light	CSL32	1	
Switch – Oil Pressure Warning Light	CPS22	1	
Switch – Radiator Fan	CFS20	1	
Pulsar N12 (NZ Market) 1983-88 4 Cyl 1.3L E13S: 1.5L E15S			
Ignition – Coil – Standard	CC211	1	Hitachi Points Distributor
Ignition – Distributor Cap	JP544	1	Hitachi Points Distributor
Ignition – Distributor Rotor	JR535	1	Hitachi Points Distributor

APPLICATION GUIDE



Nissan	Part No	Qty	Notes
Pulsar N12 4/86-7/87 4 Cyl 1.6L E16 SOHC 8V Carb. FWD			
Ignition – Distributor Cap	JP594	1	Hitachi Electronic Distributor
Ignition – Distributor Rotor	JR607	1	Hitachi Electronic Distributor
Ignition – Module & Pickup / Trigger	CM417	1	
Sensor – Temperature Gauge	CTS100	1	
Sensor – Temperature Gauge Adapter	CTS101	1	
Switch – Brake Light	CSL32	1	
Switch – Oil Pressure Warning Light	CPS22	1	
Switch – Radiator Fan	CFS20	1	
Pulsar N13 (NZ Market) 5/86-88 4 Cyl 1.3L E13S			
Ignition – Distributor Cap	JP672	1	Mitsubishi Electronic Distributor
Ignition – Distributor Rotor	JR615	1	Mitsubishi Electronic Distributor
Pulsar N13 (NZ Market) 5/86-4/88 4 Cyl 1.5L E15S			
Ignition – Distributor Cap	JP594	1	Hitachi Electronic Distributor
Ignition – Distributor Cap	JP672	1	Mitsubishi Electronic Distributor
Ignition – Distributor Rotor	JR615	1	Mitsubishi Electronic Distributor
Pulsar N13 6/87-9/91 4 Cyl 1.6L 16LF: 1.8L 18LF SOHC 8V Tbi FWD			
Ignition – Coil – Standard	CC207	1	
Ignition – Distributor Cap	DR114	1	Delco Electronic Distributor
Ignition – Distributor Rotor	DR73	1	Delco Electronic Distributor
Ignition – Module	CM415	1	
Ignition – Pickup / Trigger	CIT100	1	
Sensor – Air Temperature – Inlet	CAT009	1	1.8L MPFi
Sensor – Coolant Temperature	CCS26	1	
Sensor – Exhaust Oxygen	COS732	1	Direct Fit 1 Wire
Sensor – Exhaust Oxygen – Universal	COS720	1	Universal 1 Wire
Sensor – MAP	CMS206	1	
Sensor – Temperature Gauge	CTS127	1	
Sensor – Throttle Position	CTPS132	1	1.6L Tbi
Sensor – Throttle Position	CTPS131	1	1.8L MPFi
Switch – Brake Light	CSL43	1	
Switch – Oil Pressure Warning Light	CPS21	1	
Switch – Radiator Fan	CFS28	1	
Valve – Idle Speed Control	CIA004	1	
Pulsar N13 (NZ Market) 1988-90 4 Cyl 1.6L CA16DE			
Ignition – Distributor Cap	JP594	1	Hitachi Electronic Distributor
Ignition – Distributor Rotor	JR607	1	Hitachi Electronic Distributor
Pulsar N13 (NZ Market) 9/88-on 4 Cyl 1.5L GA15S DOHC 16V			
Ignition – Distributor Cap	BD894	1	Hitachi Electronic Distributor
Ignition – Distributor Cap	JP672	1	Mitsubishi Electronic Distributor
Ignition – Distributor Rotor	JR615	1	Mitsubishi Electronic Distributor
Pulsar N13 (NZ Market) 9/88-on 4 Cyl 1.5L GA15E DOHC 16V			
Ignition – Distributor Cap	BD894	1	Hitachi Electronic Distributor
Ignition – Distributor Rotor	DR773	1	Hitachi Electronic Distributor
Pulsar N14 (NZ Market) 8/90-on 4 Cyl 1.3L GA13DS DOHC 16V			
Ignition – Distributor Rotor	JR806	1	

APPLICATION GUIDE



Nissan	Part No	Qty	Notes
Pulsar N14 (NZ Market) 8/90-on 4 Cyl 1.5L GA15DS DOHC 16V			
Ignition – Distributor Cap	JP836	1	Mitsubishi Electronic Distributor
Ignition – Distributor Rotor	JR806	1	Mitsubishi Electronic Distributor
Pulsar N14 (NZ Market) 8/90-on 4 Cyl 1.8L SR18DE DOHC 16V			
Ignition – Distributor Cap	BD887	1	Hitachi Electronic Distributor
Ignition – Distributor Cap	JP836	1	Mitsubishi Electronic Distributor
Ignition – Distributor Rotor	JR643	1	Hitachi Electronic Distributor
Pulsar N14 (NZ Market) 8/90-on 4 Cyl 2.0L SR20DET DOHC 16V			
Ignition – Distributor Cap	BD887	1	Hitachi Electronic Distributor
Ignition – Distributor Cap	JP836	1	Mitsubishi Electronic Distributor
Ignition – Distributor Rotor	JR643	1	Hitachi Electronic Distributor
Pulsar N14 (NZ Market) 1990-95 4 Cyl 1.6L GA16DE DOHC 16V			
Ignition – Coil – Standard	CC229	1	Mitsubishi Electronic Distributor
Ignition – Distributor Cap	BD894	1	Mitsubishi Electronic Distributor
Pulsar N14 Incl. Fully Imported 10/91-9/95 4 Cyl 1.6L GA16DE DOHC 16V EFi FWD			
Ignition – Coil – Standard	CC229	1	
Ignition – Distributor Cap	BD894	1	Hitachi Electronic Distributor
Ignition – Distributor Cap	JP672	1	Mitsubishi Electronic Distributor
Ignition – Distributor Rotor	DR773	1	Hitachi Electronic Distributor
Ignition – Distributor Rotor	JR659	1	Mitsubishi Electronic Distributor
Ignition – Module	CM428	1	Hitachi
Sensor – Coolant Temperature	CCS20	1	
Sensor – Crankshaft	CSCA01	1	Hitachi Distributor
Sensor – Crankshaft	CSCA01B	1	Hitachi Distributor: Kit supplied with bearing
Sensor – Crankshaft	CSCA07	1	Mitsubishi Distributor
Sensor – Exhaust Oxygen	COS748	1	Direct Fit 1 Wire
Sensor – Exhaust Oxygen – Universal	COS720	1	Universal 1 Wire
Sensor – Temperature Gauge	CTS155	1	
Switch – Brake Light	CSL43	1	
Switch – Oil Pressure Warning Light	CPS28	1	
Pulsar N14 Incl. Fully Imported 10/91-9/95 4 Cyl 2.0L SR20DE DOHC 16V EFi FWD			
Ignition – Coil – Standard	CC223	1	
Ignition – Distributor Cap	BD887	1	Hitachi Electronic Distributor
Ignition – Distributor Cap	JP836	1	Mitsubishi Electronic Distributor
Ignition – Distributor Rotor	JR643	1	Hitachi Electronic Distributor
Ignition – Module	CM428	1	Hitachi
Sensor – Coolant Temperature	CCS20	1	
Sensor – Exhaust Oxygen	COS772	1	Direct Fit 3 Wire
Sensor – Exhaust Oxygen – Universal	COS721	1	Universal 3 Wire
Sensor – Knock Control	CKS120	1	
Sensor – Temperature Gauge	CTS155	1	
Switch – Brake Light	CSL43	1	
Switch – Oil Pressure Warning Light	CPS28	1	
Pulsar N15 (NZ Market) 1/95-9/97 4 Cyl 1.5L GA15DE DOHC 16V			
Ignition – Distributor Cap	JP838	1	Hitachi Electronic Distributor
Ignition – Distributor Rotor	JR820	1	Hitachi Electronic Distributor

APPLICATION GUIDE



Nissan	Part No	Qty	Notes
Pulsar N15 (NZ Market) 1/95-9/97 4 Cyl 1.6L GA16DE DOHC 16V			
Ignition – Distributor Cap	JP838	1	Hitachi Electronic Distributor
Ignition – Distributor Rotor	JR820	1	Hitachi Electronic Distributor
Pulsar N15 (NZ Market) 4/96-12/05 4 Cyl 1.8L SR18DE DOHC 16V			
Ignition – Distributor Rotor	JR802	1	Mitsubishi Electronic Distributor
Pulsar N15: N15 Series II 10/95-6/00 4 Cyl 1.6L GA16DE DOHC 16V EFI FWD			
Ignition – Coil – Standard	CC243	1	
Ignition – Distributor Cap	JP838	1	Hitachi Electronic Distributor
Ignition – Distributor Rotor	JR820	1	Hitachi Electronic Distributor
Sensor – Coolant Temperature	CCS37	1	
Sensor – Crankshaft	CSCA72	1	
Sensor – Exhaust Oxygen	COS748	1	Direct Fit 1 Wire: Auto Transmission
Sensor – Exhaust Oxygen	COS738	1	Direct Fit 1 Wire: Manual Transmission
Sensor – Exhaust Oxygen – Universal	COS720	1	Universal 1 Wire: Auto and Manual Transmission
Pulsar N15: N15 Series II 10/95-6/00 4 Cyl 2.0L SR20DE DOHC 16V EFI FWD			
Ignition – Coil – Standard	CC249	1	
Ignition – Distributor Cap	JP409	1	Mitsubishi Electronic Distributor
Ignition – Distributor Rotor	JR815	1	Mitsubishi Electronic Distributor
Ignition – Module	CM428	1	
Sensor – Coolant Temperature	CCS37	1	
Sensor – Exhaust Oxygen	COS772	1	Direct Fit 3 Wire
Sensor – Exhaust Oxygen – Universal	COS721	1	Universal 3 Wire
Sensor – Knock Control	CKS120	1	
Pulsar N16 7/00-2/03 4 Cyl 1.6L QG16DE DOHC 16V ESPFI FWD			
Ignition – Coil and Igniter	CC322	4	
Sensor – Coolant Temperature	CCS37	1	
Sensor – Exhaust Oxygen – Universal	COS721	1	Universal 3 Wire
Pulsar N16 7/00-1/06 4 Cyl 1.8L QG18DE DOHC 16V ESPFI FWD			
Ignition – Coil and Igniter	CC322	4	
Sensor – Air Flow / MAF	CAF032	1	
Sensor – Coolant Temperature	CCS37	1	
Sensor – Exhaust Oxygen – Universal	COS721	1	Universal 3 Wire: Front Manifold
Sensor – Exhaust Oxygen – Universal	COS724	1	Universal 4 Wire: Rear Eng Pipe
S-Cargo G20 (NZ Market) 1988-90 4 Cyl 1.5L E15S			
Ignition – Distributor Cap	JP672	1	Hitachi Electronic Distributor
Ignition – Distributor Rotor	JR535	1	Hitachi Electronic Distributor
Sentra N13 (NZ Market) 5/86-4/88 4 Cyl 1.5L E15S			
Ignition – Distributor Cap	JP594	1	Hitachi Electronic Distributor
Ignition – Distributor Cap	JP672	1	Mitsubishi Electronic Distributor
Ignition – Distributor Rotor	JR615	1	Mitsubishi Electronic Distributor
Sentra N13 Carb. (NZ Market) 1987-89 4 Cyl 1.3L E13S SOHC			
Ignition – Distributor Cap	JP672	1	Mitsubishi Electronic Distributor
Ignition – Distributor Rotor	JR615	1	Mitsubishi Electronic Distributor

APPLICATION GUIDE



Nissan	Part No	Qty	Notes
Sentra N13 (NZ Market) 1987-91 4 Cyl 1.6L E16			
Ignition – Distributor Cap	JP666	1	Hitachi Electronic Distributor
Ignition – Distributor Cap	JP594	1	Mitsubishi Electronic Distributor
Ignition – Distributor Rotor	JR607	1	Hitachi Electronic Distributor
Sentra N13 (NZ Market) 9/88-on 4 Cyl 1.5L GA15S DOHC 16V			
Ignition – Distributor Cap	BD894	1	Hitachi Electronic Distributor
Ignition – Distributor Cap	JP672	1	Mitsubishi Electronic Distributor
Ignition – Distributor Rotor	JR615	1	Mitsubishi Electronic Distributor
Sentra N13 (NZ Market) 9/88-on 4 Cyl 1.5L GA15E DOHC 16V			
Ignition – Distributor Cap	JP672	1	Mitsubishi Electronic Distributor
Ignition – Distributor Rotor	JR659	1	Mitsubishi Electronic Distributor
Sentra N13 (NZ Market) 1989-93 4 Cyl 1.4L GA14S SOHC			
Ignition – Distributor Rotor	JR535	1	Mitsubishi Electronic Distributor
Sentra N14 (NZ Market) 8/90-on 4 Cyl 1.3L GA13DS DOHC 16V			
Ignition – Distributor Rotor	JR806	1	Mitsubishi Electronic Distributor
Sentra N14 (NZ Market) 8/90-on 4 Cyl 1.5L GA15DS DOHC 16V			
Ignition – Distributor Cap	JP836	1	Mitsubishi Electronic Distributor
Ignition – Distributor Rotor	JR806	1	Mitsubishi Electronic Distributor
Sentra N14 (NZ Market) 8/90-on 4 Cyl 1.8L SR18DE DOHC 16V			
Ignition – Distributor Cap	BD887	1	Hitachi Electronic Distributor
Ignition – Distributor Cap	JP836	1	Mitsubishi Electronic Distributor
Ignition – Distributor Rotor	JR643	1	Hitachi Electronic Distributor
Sentra N14 (NZ Market) 8/90-on 4 Cyl 2.0L SR20DET DOHC 16V			
Ignition – Distributor Cap	BD887	1	Hitachi Electronic Distributor
Ignition – Distributor Cap	JP836	1	Mitsubishi Electronic Distributor
Ignition – Distributor Rotor	JR643	1	Hitachi Electronic Distributor
Sentra N14 (NZ Market) 1992-96 4 Cyl 1.6L GA16DE DOHC 16V			
Ignition – Coil – Standard	CC229	1	Mitsubishi Electronic Distributor
Sentra N15 (NZ Market) 1/95-9/97 4 Cyl 1.5L GA15DE DOHC 16V			
Ignition – Distributor Cap	JP838	1	Hitachi Electronic Distributor
Ignition – Distributor Rotor	JR820	1	Hitachi Electronic Distributor
Sentra N15 (NZ Market) 1/95-9/97 4 Cyl 1.6L GA16DE DOHC 16V			
Ignition – Distributor Cap	JP838	1	Hitachi Electronic Distributor
Ignition – Distributor Rotor	JR820	1	Hitachi Electronic Distributor
Sentra N15 (NZ Market) 4/96-12/05 4 Cyl 1.8L SR18DE DOHC 16V			
Ignition – Distributor Rotor	JR802	1	Mitsubishi Electronic Distributor

APPLICATION GUIDE



Nissan	Part No	Qty	Notes
Serena 10/92-11/95 4 Cyl 2.0L SR20DE DOHC 16V EFI RWD			
Ignition – Coil – Standard	CC223	1	
Ignition – Module	CM428	1	
Sensor – Coolant Temperature	CCS20	1	
Sensor – Temperature Gauge	CTS141	1	
Switch – Brake Light	CSL43	1	
Switch – Oil Pressure Warning Light	CPS28	1	
Skyline C210 3/78-3/81 6 Cyl 2.4L L24 SOHC 12V Carb. RWD			
Ignition – Coil – Standard	CIC32R	1	
Ignition – Coil – Heavy Duty Oil Filled Type	C80R	1	
Ignition – Coil – Heavy Duty Epoxy Type	CC254	1	
Ignition – Distributor Cap	JP526	1	Hitachi Points Distributor
Ignition – Distributor Condenser	MC418	1	Hitachi Points Distributor
Ignition – Distributor Points / Contact Set	S219VU	1	Hitachi Points Distributor
Ignition – Distributor Rotor	JR517	1	Hitachi Points Distributor
Sensor – Temperature Gauge	CTS100	1	
Sensor – Temperature Gauge Adapter	CTS101	1	
Switch – Oil Pressure Warning Light	CPS22	1	
Skyline R30 3/81-6/86 6 Cyl 2.4L L24E SOHC 12V EFI RWD			
Ignition – Distributor Cap	JP738	1	Hitachi Electronic Distributor
Ignition – Distributor Rotor	JR655	1	Hitachi Electronic Distributor
Ignition – Module	CM416	1	Import
Sensor – Coolant Temperature	CCS25	1	
Sensor – Exhaust Oxygen	COS811	1	Direct Fit 4 Wire
Sensor – Exhaust Oxygen – Universal	COS724	1	Universal 4 Wire
Sensor – Oil Pressure Gauge	CPS29	1	
Sensor – Temperature Gauge	CTS100	1	To 9/1983
Sensor – Temperature Gauge	CTS158	1	From 10/1983
Sensor – Temperature Gauge Adapter	CTS101	1	To 9/1983
Sensor – Throttle Position	CTPS142	1	
Switch – Brake Light	CSL32	1	
Switch – Oil Pressure Warning Light	CPS22	1	
Skyline R30: R31: R32 (NZ Market) 1981-93 4 Cyl 1.8L CA18S: CA18I SOHC Carb.			
Ignition – Distributor Cap	JP666	1	Hitachi Electronic Distributor
Ignition – Distributor Rotor	JR607	1	Hitachi Electronic Distributor
Skyline R31: R32 (NZ Market) 1985-93 6 Cyl 2.0L RB20DE			
Ignition – Distributor Cap	JP694	1	Mitsubishi Electronic Distributor
Ignition – Distributor Rotor	JR621	1	Mitsubishi Electronic Distributor

APPLICATION GUIDE



Nissan	Part No	Qty	Notes
Skyline R31 Series I: R31 Series II: R31 Series III 7/86-12/90 6 Cyl 3.0L RB30E SOHC 12V EFI RWD			
Ignition – Coil – Standard	CC221	1	
Ignition – Distributor Cap	JP694	1	Hitachi Electronic Distributor
Ignition – Distributor Cap	BD136	1	Mitsubishi Electronic Distributor
Ignition – Distributor Rotor	JR621	1	Hitachi Electronic Distributor
Ignition – Distributor Rotor	DR137	1	Mitsubishi Electronic Distributor
Ignition – Module	CM474	1	
Sensor – Coolant Temperature	CCS20	1	
Sensor – Crankshaft	CSCA01	1	Hitachi Distributor
Sensor – Crankshaft	CSCA01B	1	Hitachi Distributor: Kit supplied with bearing
Sensor – Crankshaft	CSCA07	1	Mitsubishi Distributor
Sensor – Exhaust Oxygen	COS737	1	Direct Fit 3 Wire: Titania
Sensor – Temperature Gauge	CTS130	1	
Sensor – Throttle Position	CTPS129	1	Auto Transmission
Sensor – Throttle Position	CTPS103	1	Manual Transmission
Switch – Oil Pressure Warning Light	CPS28	1	
Skyline R32 Twin Turbo 1/89-12/93 6 Cyl 2.6L RB26DETT DOHC 24V EFI 4WD			
Ignition – Coil and Igniter	CC349	6	
Skyline R32 Turbo (NZ Market) 1989-93 6 Cyl 2.0L RB20DET			
Ignition – Coil and Igniter	CC235	1	Mitsubishi Electronic Distributor
Ignition – Distributor Cap	JP694	1	Mitsubishi Electronic Distributor
Ignition – Distributor Rotor	JR621	1	Mitsubishi Electronic Distributor
Skyline R32 (NZ Market) 5/89-on 6 Cyl 1.8L CA18i			
Ignition – Distributor Cap	JP716	1	
Skyline R33 (NZ Market) 1993-97 6 Cyl 2.0L RB20E			
Ignition – Distributor Cap	JP694	1	Mitsubishi Electronic Distributor
Ignition – Distributor Rotor	JR621	1	Mitsubishi Electronic Distributor
Skyline R33 1/93-12/98 6 Cyl 2.5L RB25DE DOHC 24V MPFi RWD			
Ignition – Coil and Igniter	CC349	6	From 8/1993 To 1/1995
Skyline R33 Turbo 1/93-12/98 6 Cyl 2.5L RB25DET DOHC 24V MPFi RWD			
Ignition – Coil and Igniter	CC349	6	From 8/1993 To 1/1995
ST Utility XFN 7/88-9/92 6 Cyl 4.1L OHV 12V Carb. RWD			
Ignition – Coil – Standard	CC200	1	
Ignition – Distributor Cap	BH144	1	Bosch Electronic Distributor
Ignition – Distributor Rotor	BH139	1	Bosch Electronic Distributor
Ignition – Module	CM420	1	
Sensor – Coolant Temperature	CCS29	1	
Switch – Oil Pressure Warning Light	CPS34	1	

APPLICATION GUIDE



Nissan	Part No	Qty	Notes
Stanza 10/78-9/83 4 Cyl 1.6L L16 SOHC 8V Carb. RWD			
Ignition – Coil – Standard	CIC32R	1	
Ignition – Coil – Heavy Duty Oil Filled Type	C80R	1	
Ignition – Coil – Heavy Duty Epoxy Type	CC254	1	
Ignition – Distributor Cap	JP520	1	Hitachi Points Distributor: To 1980
Ignition – Distributor Cap	BH90	1	Bosch Points Distributor
Ignition – Distributor Condenser	MC418	1	Hitachi Points Distributor: To 1980
Ignition – Distributor Points / Contact Set	S219VU	1	Hitachi Points Distributor: To 1980
Ignition – Distributor Points / Contact Set	S15V	1	Bosch Points Distributor
Ignition – Distributor Rotor	JR517	1	Hitachi Points Distributor: To 1980
Ignition – Distributor Rotor	DR463	1	Bosch Points Distributor
Sensor – Temperature Gauge	CTS102	1	
Sensor – Temperature Gauge Adapter	CTS101	1	
Switch – Oil Pressure Warning Light	CPS22	1	
Sunny 3/79-12/83 4 Cyl 1.2L A12 OHV Carb. RWD			
Sensor – Temperature Gauge	CTS100	1	
Sensor – Temperature Gauge Adapter	CTS101	1	
Switch – Brake Light	CSL32	1	
Switch – Oil Pressure Warning Light	CPS22	1	
Sunny 3/79-9/80 4 Cyl 1.4L A14 OHV Carb. RWD			
Ignition – Coil – Standard	CIC32R	1	
Ignition – Coil – Heavy Duty Oil Filled Type	C80R	1	
Ignition – Coil – Heavy Duty Epoxy Type	CC254	1	
Ignition – Distributor Cap	JP520	1	Hitachi Points Distributor
Ignition – Distributor Condenser	MC418	1	Hitachi Points Distributor
Ignition – Distributor Points / Contact Set	S219VU	1	Hitachi Points Distributor
Ignition – Distributor Rotor	JR517	1	Hitachi Points Distributor
Sensor – Temperature Gauge	CTS100	1	
Sensor – Temperature Gauge Adapter	CTS101	1	
Switch – Brake Light	CSL32	1	
Switch – Oil Pressure Warning Light	CPS22	1	
Sunny 10/80-10/81 4 Cyl 1.5L A15 OHV Carb. RWD			
Ignition – Coil – Standard	CIC32R	1	
Ignition – Coil – Heavy Duty Oil Filled Type	C80R	1	
Ignition – Coil – Heavy Duty Epoxy Type	CC254	1	
Ignition – Distributor Cap	JP520	1	Hitachi Points Distributor
Ignition – Distributor Condenser	MC418	1	Hitachi Points Distributor
Ignition – Distributor Points / Contact Set	S219VU	1	Hitachi Points Distributor
Ignition – Distributor Rotor	JR517	1	Hitachi Points Distributor
Sunny B11 (NZ Market) 1982-85 4 Cyl 1.3L E13S SOHC			
Ignition – Coil – Standard	CC305	1	Mitsubishi Electronic Distributor
Ignition – Distributor Cap	JP630	1	Mitsubishi Electronic Distributor
Ignition – Distributor Rotor	JR517	1	Mitsubishi Electronic Distributor
Sunny B11 Incl. Turbo (NZ Market) 1982-85 4 Cyl 1.5L E15S: E15ET			
Ignition – Coil – Standard	CC211	1	Hitachi Points Distributor
Ignition – Distributor Cap	JP520	1	Hitachi Points Distributor
Ignition – Distributor Condenser	MC418	1	Hitachi Points Distributor
Ignition – Distributor Points / Contact Set	S219VU	1	Hitachi Points Distributor
Ignition – Distributor Rotor	JR517	1	Hitachi Points Distributor

APPLICATION GUIDE



Nissan	Part No	Qty	Notes
Sunny B11 (NZ Market) 1985-87 4 Cyl 1.3L E13S SOHC			
Ignition – Coil – Standard	CC305	1	Mitsubishi Electronic Distributor
Ignition – Distributor Cap	JP594	1	Mitsubishi Electronic Distributor
Sunny B12 (NZ Market) 1988-92 4 Cyl 1.6L E16 SOHC			
Ignition – Distributor Rotor	JR607	1	Hitachi Electronic Distributor
Sunny B14 (NZ Market) 1/94-5/97 4 Cyl 1.3L GA13DE			
Ignition – Distributor Cap	JP838	1	Hitachi Electronic Distributor
Ignition – Distributor Rotor	JR820	1	Hitachi Electronic Distributor
Sunny B14 (NZ Market) 1/94-5/97 4 Cyl 1.6L GA16DE			
Ignition – Distributor Cap	JP838	1	Hitachi Electronic Distributor
Ignition – Distributor Rotor	JR820	1	Hitachi Electronic Distributor
Sunny B14 (NZ Market) 1/94-98 4 Cyl 1.5L GA15DE			
Ignition – Distributor Cap	JP838	1	Hitachi Electronic Distributor
Ignition – Distributor Rotor	JR820	1	Hitachi Electronic Distributor
Ignition – Distributor Rotor	JR802	1	Mitsubishi Electronic Distributor
Sylvia S14 Turbo (NZ Market) 1993-97 4 Cyl 2.0L SR20DET DOHC			
Ignition – Coil and Igniter	CC303	1	Hitachi Electronic Distributor
Teranno WD21 (NZ Market) 1987-93 V6 Cyl 3.0L VG30E SOHC			
Ignition – Coil – Standard	CC221	1	Hitachi Electronic Distributor
Ignition – Distributor Rotor	DR841A	1	Hitachi Electronic Distributor
Terrano II R20 3/97-6/00 4 Cyl 2.4L KA24E SOHC 12V EFI 4WD			
Ignition – Distributor Cap	JP838	1	Hitachi Electronic Distributor
Ignition – Module	CM428	1	
Sensor – Coolant Temperature	CCS37	1	
Sensor – Exhaust Oxygen	COS922	1	Direct Fit 3 Wire
Sensor – Exhaust Oxygen – Universal	COS721	1	Universal 3 Wire
Terrano II R20 Turbo Diesel 3/97-6/00 4 Cyl 2.7L TD27Ti SOHC 8V Di 4WD			
Sensor – Coolant Temperature	CCS37	1	
Urvan E23 Diesel 11/80-7/83 4 Cyl 2.2L SD22 OHV Di RWD			
Switch – Brake Light	CSL28	1	
Switch – Oil Pressure Warning Light	CPS22	1	
Urvan E23 9/82-12/86 4 Cyl 2.0L Z20 SOHC 8V Carb. RWD			
Ignition – Coil – Standard	CIC32R	1	
Ignition – Coil – Heavy Duty Oil Filled Type	C80R	1	
Ignition – Coil – Heavy Duty Epoxy Type	CC254	1	
Ignition – Distributor Cap	JP564	1	Mitsubishi Points Distributor
Ignition – Distributor Condenser	MC423	1	Mitsubishi Points Distributor
Ignition – Distributor Points / Contact Set	S219VU	1	Mitsubishi Points Distributor
Ignition – Distributor Rotor	JR533	1	Mitsubishi Points Distributor
Sensor – Temperature Gauge	CTS100	1	
Sensor – Temperature Gauge Adapter	CTS101	1	
Switch – Brake Light	CSL28	1	
Switch – Oil Pressure Warning Light	CPS22	1	

APPLICATION GUIDE



Nissan	Part No	Qty	Notes
Urvan E23			
9/82-12/83 4 Cyl 2.0L H20 OHV Carb. RWD			
Ignition – Coil – Standard	CIC32R	1	
Ignition – Coil – Heavy Duty Oil Filled Type	C80R	1	
Ignition – Coil – Heavy Duty Epoxy Type	CC254	1	
Ignition – Distributor Cap	JP520	1	Hitachi Points Distributor
Ignition – Distributor Condenser	MC418	1	Hitachi Points Distributor
Ignition – Distributor Points / Contact Set	S219VU	1	Hitachi Points Distributor
Ignition – Distributor Rotor	JR517	1	Hitachi Points Distributor
Urvan E23 Diesel			
9/82-12/86 4 Cyl 2.3L SD23 OHV Di RWD			
Switch – Brake Light	CSL28	1	
Switch – Oil Pressure Warning Light	CPS22	1	
Urvan E24			
3/87-9/93 4 Cyl 2.4L Z24 SOHC 8V Carb. RWD			
Ignition – Coil – Standard	CIC32R	1	
Ignition – Coil – Heavy Duty Oil Filled Type	C80R	1	
Ignition – Coil – Heavy Duty Epoxy Type	CC254	1	
Ignition – Distributor Cap	JP672	1	Mitsubishi Points Distributor
Ignition – Distributor Condenser	BC301	1	Mitsubishi Points Distributor
Ignition – Distributor Points / Contact Set	S219VU	1	Mitsubishi Points Distributor
Ignition – Distributor Rotor	JR615	1	Mitsubishi Points Distributor
Switch – Brake Light	CSL28	1	
Switch – Oil Pressure Warning Light	CPS22	1	
Urvan E24 Diesel			
5/87-9/93 4 Cyl 2.7L TD27 OHV Di RWD			
Switch – Brake Light	CSL28	1	
Switch – Oil Pressure Warning Light	CPS22	1	
Urvan E24 (NZ Market)			
1989-92 4 Cyl 2.0L Z20			
Ignition – Distributor Cap	JP564	1	Mitsubishi Electronic Distributor
Ignition – Distributor Rotor	JR533	1	Mitsubishi Electronic Distributor
Vanette C20: C120			
7/82-12/86 4 Cyl 1.2L A12: 1.5L A15 OHV Carb. RWD			
Ignition – Coil – Standard	CIC32R	1	
Ignition – Coil – Heavy Duty Oil Filled Type	C80R	1	
Ignition – Coil – Heavy Duty Epoxy Type	CC254	1	
Ignition – Distributor Cap	JP520	1	Hitachi Points Distributor: To 1982
Ignition – Distributor Cap	JP544	1	Hitachi Points Distributor: From 1982
Ignition – Distributor Condenser	MC418	1	Hitachi Points Distributor
Ignition – Distributor Points / Contact Set	S219VU	1	Hitachi Points Distributor
Ignition – Distributor Rotor	JR517	1	Hitachi Points Distributor
Sensor – Temperature Gauge	CTS100	1	
Sensor – Temperature Gauge Adapter	CTS101	1	
Switch – Oil Pressure Warning Light	CPS22	1	
Vanette C22			
12/87-9/93 4 Cyl 2.0L Z20 SOHC 8V Carb. RWD			
Ignition – Coil – Standard	CIC32R	1	To 4/1988
Ignition – Coil – Heavy Duty Oil Filled Type	C80R	1	To 4/1988
Ignition – Coil – Heavy Duty Epoxy Type	CC254	1	To 4/1988
Ignition – Distributor Cap	JP564	1	Hitachi Points Distributor
Ignition – Distributor Condenser	TC206	1	Hitachi Points Distributor
Ignition – Distributor Points / Contact Set	S219VU	1	Hitachi Points Distributor
Ignition – Distributor Rotor	JR533	1	Hitachi Points Distributor

APPLICATION GUIDE



Nissan	Part No	Qty	Notes
Vanette C22 (NZ Market)			
1988-90 4 Cyl 1.5L A15			
Ignition – Distributor Cap	JP544	1	Hitachi Points Distributor
Ignition – Distributor Rotor	JR517	1	Hitachi Points Distributor
Peugeot			
205: 306: 405 CJ: Cti: Gti (NZ Market)			
1986-96 4 Cyl 1.4:1.6:1.9L TU3:XU5:9			
Ignition – Distributor Rotor	BH107	1	Bosch Electronic Distributor
205 GTi			
10/87-3/91 4 Cyl 1.9L XU9JA SOHC 8V EFI FWD			
Ignition – Coil – Standard	CC362	1	To 1989
Ignition – Module	CM413	1	To 1989
Sensor – Exhaust Oxygen	COS792	1	Direct Fit 3 Wire
Sensor – Exhaust Oxygen – Universal	COS721	1	Universal 3 Wire
205 GTi			
4/91-12/94 4 Cyl 1.9L SOHC 8V EFI FWD			
Ignition – Coil – Standard	CC360	1	
306			
4/94-6/97 4 Cyl 1.8L XU7JPZ SOHC 8V MPFi FWD			
Ignition – Coil – Standard	CC365	1	
Sensor – Exhaust Oxygen	COS897	1	Direct Fit 4 Wire
Sensor – Exhaust Oxygen – Universal	COS724	1	Universal 4 Wire
306			
11/95-6/97 4 Cyl 2.0L XU10J2 SOHC 8V MPFi FWD			
Sensor – Exhaust Oxygen	COS897	1	Direct Fit 4 Wire
Sensor – Exhaust Oxygen – Universal	COS724	1	Universal 4 Wire
306			
7/97-12/01 4 Cyl 1.8L XU7JP4: 2.0L XU10J4R DOHC 16V MPFi FWD			
Sensor – Exhaust Oxygen	COS897	1	Direct Fit 4 Wire
Sensor – Exhaust Oxygen – Universal	COS724	1	Universal 4 Wire
405			
2/89-6/91 4 Cyl 1.9L D6A: XU9J2 SOHC 8V EFI FWD			
Sensor – Exhaust Oxygen	COS897	1	Direct Fit 4 Wire
Sensor – Exhaust Oxygen – Universal	COS724	1	Universal 4 Wire
405 Mi16			
2/89-4/93 4 Cyl 1.9L D6C: XU9J4 DOHC 16V EFI FWD			
Sensor – Exhaust Oxygen	COS813	1	Direct Fit 4 Wire
Sensor – Exhaust Oxygen – Universal	COS724	1	Universal 4 Wire
405 Mi16: Sti			
5/93-5/96 4 Cyl 2.0L XU10J2: XU10J4 DOHC 16V EFI FWD			
Sensor – Exhaust Oxygen	COS897	1	Direct Fit 4 Wire
Sensor – Exhaust Oxygen – Universal	COS724	1	Universal 4 Wire
406			
9/96-8/99 4 Cyl 2.0L XU10J4R DOHC 16V PFI FWD			
Sensor – Exhaust Oxygen	COS897	1	Direct Fit 4 Wire
Sensor – Exhaust Oxygen – Universal	COS724	1	Universal 4 Wire

APPLICATION GUIDE



Peugeot		Part No	Qty	Notes
504 6/70-4/71 4 Cyl 1.8L Carb. RWD				
Ignition – Coil – Standard	C1C31	1		
Ignition – Coil – Heavy Duty Oil Filled Type	C80	1		
Ignition – Distributor Cap	BH78	1		Bosch Points Distributor
Ignition – Distributor Points / Contact Set	S1V	1		Bosch Points Distributor
Ignition – Distributor Rotor	BH77	1		Bosch Points Distributor
504 5/71-12/83 4 Cyl 2.0L OHV Carb. & Fi RWD				
Ignition – Coil – Standard	C1C31	1		
Ignition – Coil – Heavy Duty Oil Filled Type	C80	1		
Ignition – Distributor Cap	RB102	1		Ducellier Points Distributor: To 1981
Ignition – Distributor Condenser	DC100	1		Ducellier Points Distributor: To 1981
Ignition – Distributor Points / Contact Set	S133	1		Ducellier Points Distributor: To 1981
Ignition – Distributor Rotor	RB99	1		Ducellier Points Distributor: To 1981
505 10/80-2/86 4 Cyl 2.0L XN1 OHV Carb. RWD				
Ignition – Coil – Standard	C1C31	1		
Ignition – Coil – Heavy Duty Oil Filled Type	C80	1		
Ignition – Distributor Cap	BH100	1		Bosch Electronic Distributor
Ignition – Distributor Points / Contact Set	S260	1		Ducellier Points Distributor
Ignition – Distributor Rotor	BH107	1		Bosch Electronic Distributor
Ignition – Distributor Rotor	RB105	1		Ducellier Points Distributor
505 Sti 8/83-2/86 4 Cyl 2.2L SOHC 8V EFI RWD				
Ignition – Distributor Cap	BH100	1		Bosch Electronic Distributor: To 1986
Ignition – Module	CM410	1		
Sensor – Exhaust Oxygen – Universal	COS721	1		Universal 3 Wire
505 2/86-11/88 4 Cyl 2.0L XN6 OHV EFI RWD				
Ignition – Distributor Cap	BH100	1		Bosch Electronic Distributor
Ignition – Distributor Rotor	BH107	1		Bosch Electronic Distributor
Ignition – Module	CM410	1		
Sensor – Exhaust Oxygen	COS789	1		Direct Fit 3 Wire
Sensor – Exhaust Oxygen – Universal	COS721	1		Universal 3 Wire
604 4/78-6/82 6 Cyl 2.7L SOHC Carb. RWD				
Ignition – Distributor Cap	BH146	1		Bosch Electronic Distributor
Ignition – Distributor Rotor	BH153	1		Bosch Electronic Distributor
Porsche				
911T 1970-71 6 Cyl 2.2L Carb. RWD				
Ignition – Distributor Cap	BH74	1		Bosch Points Distributor
911E 1971-73 6 Cyl 2.4L EFI RWD				
Ignition – Distributor Cap	BH74	1		Bosch Points Distributor
Ignition – Distributor Rotor	BH73	1		Bosch Points Distributor
911S: 911T 1971-73 6 Cyl 2.4L Carb. & EFI RWD				
Ignition – Distributor Cap	BH74	1		Bosch Points Distributor

APPLICATION GUIDE



Porsche	Part No	Qty	Notes
911S			
1973-77 6 Cyl 2.7L EFi RWD			
Ignition – Distributor Cap	BH74	1	Bosch Points Distributor
911 Turbo			
1975-12/85 6 Cyl 3.0L: 3.3L EFi RWD			
Ignition – Distributor Cap	BH140	1	Bosch Electronic Distributor
911SC			
11/77-12/83 6 Cyl 3.0L EFi RWD			
Ignition – Coil – Standard	CC213	1	
Ignition – Distributor Cap	BH140	1	Bosch Electronic Distributor
Sensor – Exhaust Oxygen	COS738	1	Direct Fit 1 Wire
Sensor – Exhaust Oxygen – Universal	COS720	1	Universal 1 Wire
924			
1976-82 4 Cyl 2.0L EFi RWD			
Ignition – Coil – Standard	CC212	1	
Ignition – Distributor Cap	BH100	1	Bosch Points Distributor: To 1980
Ignition – Distributor Condenser	BC115	1	Bosch Points Distributor: To 1980
Ignition – Distributor Rotor	BH95	1	Bosch Points Distributor: To 1980
Switch – Oil Pressure Warning Light	CPS20	1	
Switch – Radiator Fan	CFS19	1	
924 Turbo			
1979-80 4 Cyl 2.0L EFi RWD			
Ignition – Distributor Cap	BH100	1	Bosch Electronic Distributor
Ignition – Distributor Rotor	DR460	1	Bosch Electronic Distributor
924 Carrera Turbo			
1980-82 4 Cyl 2.0L EFi RWD			
Ignition – Distributor Cap	BH100	1	Bosch Electronic Distributor
Ignition – Module	CM409	1	
924			
1980-82 4 Cyl 2.0L EFi RWD			
Ignition – Distributor Cap	BH100	1	Bosch Electronic Distributor
Ignition – Distributor Rotor	BH95	1	Bosch Electronic Distributor
Ignition – Module	CM409	1	
928			
1977-82 V8 Cyl 4.5L EFi RWD			
Ignition – Distributor Cap	BH130	1	Bosch Electronic Distributor
Sensor – Coolant Temperature	CCS26	1	
Sensor – Exhaust Oxygen	COS787	1	Direct Fit 3 Wire
Sensor – Exhaust Oxygen – Universal	COS721	1	Universal 3 Wire
Switch – Oil Pressure Warning Light	CPS20	1	
Switch – Radiator Fan	CFS19	1	
928S			
1979-83 V8 Cyl 4.7L EFi RWD			
Ignition – Distributor Cap	BH130	1	Bosch Electronic Distributor
928			
1983-85 V8 Cyl 4.7L EFi RWD			
Ignition – Distributor Cap	BH126	1	Bosch Electronic Distributor
Sensor – Exhaust Oxygen	COS787	1	Direct Fit 3 Wire
Sensor – Exhaust Oxygen – Universal	COS721	1	Universal 3 Wire
Switch – Radiator Fan	CFS19	1	
928S			
1985-91 V8 Cyl 5.0L EFi RWD			
Ignition – Distributor Cap	BH172	1	Bosch Electronic Distributor
Sensor – Exhaust Oxygen – Universal	COS721	1	Universal 3 Wire: 1987-91

APPLICATION GUIDE



Porsche	Part No	Qty	Notes
944			
1982-89 4 Cyl 2.5L EFI RWD			
Ignition – Distributor Cap	BH126	1	Bosch Electronic Distributor
Sensor – Exhaust Oxygen	COS738	1	Direct Fit 1 Wire
Sensor – Exhaust Oxygen – Universal	COS720	1	Universal 1 Wire
Switch – Oil Pressure Warning Light	CPS20	1	
Switch – Radiator Fan	CFS19	1	
Proton			
M21			
10/97-11/00 4 Cyl 1.8L 4G93 DOHC 16V MPFI FWD			
Ignition – Distributor Cap	JP815	1	Mitsubishi Electronic Distributor
Ignition – Distributor Rotor	JR814	1	Mitsubishi Electronic Distributor
Sensor – Coolant Temperature	CCS39	1	
Sensor – Crankshaft	CSCA01	1	
Sensor – Crankshaft	CSCA01B	1	Kit supplied with bearing
Sensor – Exhaust Oxygen	COS848	1	Direct Fit 4 Wire
Sensor – Exhaust Oxygen – Universal	COS724	1	Universal 4 Wire
Switch – Radiator Fan	CFS29	1	
Persona			
11/96-4/00 4 Cyl 1.5L 4G15 SOHC 12V MPFI FWD			
Ignition – Distributor Cap	JP815	1	Mitsubishi Electronic Distributor
Ignition – Distributor Rotor	JR814	1	Mitsubishi Electronic Distributor
Sensor – Coolant Temperature	CCS39	1	
Sensor – Crankshaft	CSCA78	1	In Distributor: Optic Type
Sensor – Crankshaft	CSCA11	1	In Distributor: Hall Type
Sensor – Exhaust Oxygen	COS753	1	Direct Fit 4 Wire
Sensor – Exhaust Oxygen – Universal	COS724	1	Universal 4 Wire
Switch – Radiator Fan	CFS29	1	
Persona			
11/96-11/00 4 Cyl 1.6L 4G92 SOHC 12V MPFI FWD			
Ignition – Distributor Cap	JP817	1	Mitsubishi Electronic Distributor
Ignition – Distributor Rotor	JR815	1	Mitsubishi Electronic Distributor
Sensor – Coolant Temperature	CCS39	1	
Sensor – Exhaust Oxygen	COS848	1	Direct Fit 4 Wire
Sensor – Exhaust Oxygen – Universal	COS724	1	Universal 4 Wire
Switch – Radiator Fan	CFS29	1	
Persona			
10/99-6/02 4 Cyl 1.3L 4G13 SOHC 12V MPFI FWD			
Ignition – Distributor Cap	JP815	1	Mitsubishi Electronic Distributor
Ignition – Distributor Rotor	JR815	1	Mitsubishi Electronic Distributor
Persona			
11/00-6/02 4 Cyl 1.5L 4G15 SOHC 12V MPFI FWD			
Sensor – Crankshaft	CSCA78	1	In Distributor
Satria			
2/97-1/05 4 Cyl 1.5L 4G15 SOHC 12V MPFI FWD			
Ignition – Distributor Cap	JP815	1	Mitsubishi Electronic Distributor: To 9/1999
Ignition – Distributor Rotor	JR814	1	Mitsubishi Electronic Distributor: To 9/1999
Sensor – Coolant Temperature	CCS33	1	
Sensor – Crankshaft	CSCA11	1	In Distributor: Hall Type
Sensor – Exhaust Oxygen	COS753	1	Direct Fit 4 Wire
Sensor – Exhaust Oxygen – Universal	COS724	1	Universal 4 Wire
Sensor – Temperature Gauge	CTS110	1	
Switch – Brake Light	CSL47	1	
Switch – Radiator Fan	CFS29	1	

APPLICATION GUIDE



Proton	Part No	Qty	Notes
Satria 2/97-11/00 4 Cyl 1.6L 4G92 SOHC 16V MPFI FWD			
Ignition – Distributor Cap	JP817	1	Mitsubishi Electronic Distributor
Ignition – Distributor Rotor	JR815	1	Mitsubishi Electronic Distributor
Sensor – Coolant Temperature	CCS39	1	
Sensor – Exhaust Oxygen	COS848	1	Direct Fit 4 Wire
Sensor – Exhaust Oxygen – Universal	COS724	1	Universal 4 Wire
Sensor – Temperature Gauge	CTS110	1	
Switch – Brake Light	CSL47	1	
Switch – Radiator Fan	CFS29	1	
Satria 9/99-6/02 4 Cyl 1.3L 4G13 SOHC 12V MPFI FWD			
Ignition – Distributor Cap	JP817	1	Mitsubishi Electronic Distributor
Ignition – Distributor Rotor	JR815	1	Mitsubishi Electronic Distributor
Sensor – Coolant Temperature	CCS33	1	
Switch – Radiator Fan	CFS29	1	
Satria Gti 10/99-on 4 Cyl 1.8L 4G93 DOHC 16V MPFI FWD			
Sensor – Coolant Temperature	CCS39	1	
Sensor – Crankshaft	CSCA01	1	
Sensor – Crankshaft	CSCA01B	1	Kit supplied with bearing
Sensor – Exhaust Oxygen	COS848	1	Direct Fit 4 Wire
Sensor – Exhaust Oxygen – Universal	COS724	1	Universal 4 Wire
Switch – Radiator Fan	CFS29	1	
Wira 5/95-11/96 4 Cyl 1.5L 4G15 SOHC 12V MPFI FWD			
Ignition – Distributor Cap	JP815	1	Mitsubishi Electronic Distributor
Ignition – Distributor Rotor	JR814	1	Mitsubishi Electronic Distributor
Sensor – Coolant Temperature	CCS33	1	
Sensor – Crankshaft	CSCA11	1	In Distributor: Hall Type
Sensor – Exhaust Oxygen	COS753	1	Direct Fit 4 Wire
Sensor – Exhaust Oxygen – Universal	COS724	1	Universal 4 Wire
Sensor – MAP	CMS215	1	
Sensor – Temperature Gauge	CTS110	1	
Switch – Brake Light	CSL47	1	
Switch – Radiator Fan	CFS29	1	
Wira 5/95-11/96 4 Cyl 1.6L 4G92 SOHC 16V MPFI FWD			
Ignition – Distributor Cap	JP815	1	Mitsubishi Electronic Distributor
Ignition – Distributor Rotor	JR814	1	Mitsubishi Electronic Distributor
Sensor – Coolant Temperature	CCS39	1	
Sensor – Exhaust Oxygen	COS848	1	Direct Fit 4 Wire
Sensor – Exhaust Oxygen – Universal	COS724	1	Universal 4 Wire
Sensor – Temperature Gauge	CTS110	1	
Switch – Brake Light	CSL47	1	
Switch – Radiator Fan	CFS29	1	

APPLICATION GUIDE



Rambler	Part No	Qty	Notes
Javelin			
9/68-8/70 V8 Cyl 343ci Carb. RWD			
Ignition – Coil – Standard	CIC32R	1	
Ignition – Coil – Heavy Duty Oil Filled Type	C80R	1	
Ignition – Coil – Heavy Duty Epoxy Type	CC254	1	
Ignition – Distributor Cap	DR102	1	Delco Points Distributor
Ignition – Distributor Condenser	UC11E	1	Delco Points Distributor
Ignition – Distributor Points / Contact Set	S143V	1	Delco Points Distributor
Ignition – Distributor Rotor	DR65	1	Delco Points Distributor: Standard Rotor
Ignition – Distributor Rotor	DR1670	1	Delco Points Distributor: Performance Rotor
Rebel			
5/67-11/71 V8 Cyl 290ci: 343ci Carb. RWD			
Ignition – Coil – Standard	CIC32R	1	
Ignition – Coil – Heavy Duty Oil Filled Type	C80R	1	
Ignition – Coil – Heavy Duty Epoxy Type	CC254	1	
Ignition – Distributor Cap	DR102	1	Delco Points Distributor
Ignition – Distributor Condenser	UC11E	1	Delco Points Distributor
Ignition – Distributor Points / Contact Set	S143V	1	Delco Points Distributor
Ignition – Distributor Rotor	DR65	1	Delco Points Distributor: Standard Rotor
Ignition – Distributor Rotor	DR1670	1	Delco Points Distributor: Performance Rotor
Renault			
10			
8/66-6/71 4 Cyl 1.1L Carb. FWD			
Ignition – Coil – Standard	CIC31	1	
Ignition – Coil – Heavy Duty Oil Filled Type	C80	1	
Ignition – Distributor Cap	RB102	1	Ducellier Points Distributor
Ignition – Distributor Condenser	DC100	1	Ducellier Points Distributor
Ignition – Distributor Points / Contact Set	S133	1	Ducellier Points Distributor
Ignition – Distributor Rotor	RB99	1	Ducellier Points Distributor
12			
11/70-12/76 4 Cyl 1.3L Carb. FWD			
Ignition – Coil – Standard	CIC31	1	
Ignition – Coil – Heavy Duty Oil Filled Type	C80	1	
Ignition – Distributor Cap	BH96	1	Bosch Points Distributor
Ignition – Distributor Condenser	BC71	1	Bosch Points Distributor
Ignition – Distributor Points / Contact Set	S11V	1	Bosch Points Distributor
Ignition – Distributor Rotor	BH73	1	Bosch Points Distributor
Switch – Oil Pressure Warning Light	CPS21	1	
15 TS			
1/73-5/76 4 Cyl 1.6L OHV Carb. FWD			
Ignition – Coil – Standard	CIC32R	1	
Ignition – Coil – Heavy Duty Oil Filled Type	C80R	1	
Ignition – Coil – Heavy Duty Epoxy Type	CC254	1	
Ignition – Distributor Cap	RB102	1	Ducellier Points Distributor
Ignition – Distributor Condenser	DC100	1	Ducellier Points Distributor
Ignition – Distributor Points / Contact Set	S133	1	Ducellier Points Distributor
Ignition – Distributor Rotor	RB99	1	Ducellier Points Distributor
Switch – Oil Pressure Warning Light	CPS21	1	

APPLICATION GUIDE



Renault	Part No	Qty	Notes
16 6/68-3/71 4 Cyl 1.5L Carb. FWD			
Ignition – Coil – Standard	C1C31	1	
Ignition – Coil – Heavy Duty Oil Filled Type	C80	1	
Ignition – Distributor Cap	RB102	1	Ducellier Points Distributor
Ignition – Distributor Condenser	DC100	1	Ducellier Points Distributor
Ignition – Distributor Points / Contact Set	S133	1	Ducellier Points Distributor
Ignition – Distributor Rotor	RB99	1	Ducellier Points Distributor
Switch – Oil Pressure Warning Light	CPS21	1	
16 TS 4/69-12/77 4 Cyl 1.6L OHV Carb. FWD			
Ignition – Coil – Standard	C1C31	1	
Ignition – Coil – Heavy Duty Oil Filled Type	C80	1	
Ignition – Distributor Cap	BH96	1	Bosch Points Distributor
Ignition – Distributor Condenser	BC71	1	Bosch Points Distributor
Ignition – Distributor Points / Contact Set	S11V	1	Bosch Points Distributor
Ignition – Distributor Rotor	BH73	1	Bosch Points Distributor
Switch – Oil Pressure Warning Light	CPS21	1	
17 1/73-12/76 4 Cyl 1.6L OHV Carb. FWD			
Ignition – Coil – Standard	C1C32R	1	
Ignition – Coil – Heavy Duty Oil Filled Type	C80R	1	
Ignition – Coil – Heavy Duty Epoxy Type	CC254	1	
Ignition – Distributor Cap	RB102	1	Ducellier Points Distributor
Ignition – Distributor Cap	BH100	1	Bosch Points Distributor: From 1974
Ignition – Distributor Condenser	DC100	1	Ducellier and Bosch Points Distributor
Ignition – Distributor Points / Contact Set	S133	1	Ducellier Points Distributor
Ignition – Distributor Points / Contact Set	S15V	1	Bosch Points Distributor: From 1974
Ignition – Distributor Rotor	BH95	1	Bosch Points Distributor: From 1974
Ignition – Distributor Rotor	RB105	1	Ducellier Points Distributor
Switch – Oil Pressure Warning Light	CPS21	1	
18 GTS 3/80-12/83 4 Cyl 1.6L Carb. FWD			
Ignition – Coil – Standard	C1C32R	1	
Ignition – Coil – Heavy Duty Oil Filled Type	C80R	1	
Ignition – Coil – Heavy Duty Epoxy Type	CC254	1	
Ignition – Distributor Cap	RB102	1	Ducellier Points Distributor
Ignition – Distributor Condenser	DC100	1	Ducellier Points Distributor
Ignition – Distributor Rotor	RB105	1	Ducellier Points Distributor
Switch – Oil Pressure Warning Light	CPS21	1	
20 TS 5/79-12/83 4 Cyl 2.0L SOHC 8V Carb. FWD			
Ignition – Coil – Standard	C1C32R	1	
Ignition – Coil – Heavy Duty Oil Filled Type	C80R	1	
Ignition – Coil – Heavy Duty Epoxy Type	CC254	1	
Ignition – Distributor Cap	RB102	1	Ducellier Points Distributor
Ignition – Distributor Condenser	DC100	1	Ducellier Points Distributor
Ignition – Distributor Rotor	RB105	1	Ducellier Points Distributor
Fuego GTX 10/82-11/87 4 Cyl 2.0L J6R Carb. FWD			
Ignition – Distributor Cap	RB102	1	Ducellier Electronic Distributor
Ignition – Distributor Rotor	RB105	1	Ducellier Electronic Distributor
Ignition – Module	CM410	1	
Switch – Oil Pressure Warning Light	CPS21	1	

APPLICATION GUIDE



Renault	Part No	Qty	Notes
R25 GTX 7/85-7/89 4 Cyl 2.2L J7T SOHC 8V MPFi FWD			
Ignition – Module	CM410	1	
Sensor – Exhaust Oxygen – Universal	COS720	1	Universal 1 Wire
Virage 2/78-12/80 4 Cyl 1.4L OHV 8V Carb. FWD			
Ignition – Coil – Standard	CIC31	1	
Ignition – Coil – Heavy Duty Oil Filled Type	C80	1	
Ignition – Distributor Cap	BH96	1	Bosch Points Distributor
Ignition – Distributor Cap	RB102	1	Ducellier Points Distributor
Ignition – Distributor Condenser	BC71	1	Bosch Points Distributor
Ignition – Distributor Condenser	DC100	1	Ducellier Points Distributor
Ignition – Distributor Points / Contact Set	S11V	1	Bosch Points Distributor
Ignition – Distributor Points / Contact Set	S133	1	Ducellier Points Distributor
Ignition – Distributor Rotor	BH73	1	Bosch Points Distributor
Ignition – Distributor Rotor	RB99	1	Ducellier Points Distributor
Rover			
3.5 Litre 7/68-2/72 V8 Cyl 3.5L OHV Carb. RWD			
Ignition – Coil – Standard	CIC32R	1	
Ignition – Coil – Heavy Duty Oil Filled Type	C80R	1	
Ignition – Coil – Heavy Duty Epoxy Type	CC254	1	
Ignition – Distributor Cap	BD280	1	Lucas Points Distributor
Ignition – Distributor Condenser	LC103	1	Lucas Points Distributor
Ignition – Distributor Rotor	DR71	1	Lucas Points Distributor
Sensor – Temperature Gauge	CTS119	1	
111 1.1i (NZ Market) 1990-98 4 Cyl 1.1L K8 8V			
Ignition – Distributor Cap	BD896	1	Lucas Electronic Distributor
Ignition – Distributor Rotor	BD897	1	Lucas Electronic Distributor
114 1.4i (NZ Market) 1990-98 4 Cyl 1.4L K8 8V			
Ignition – Distributor Cap	BD896	1	Lucas Electronic Distributor
Ignition – Distributor Rotor	BD897	1	Lucas Electronic Distributor
214 1.4i (NZ Market) 1989-96 4 Cyl 1.4L K16 16V			
Ignition – Distributor Cap	BD896	1	Lucas Electronic Distributor
Ignition – Distributor Rotor	BD897	1	Lucas Electronic Distributor
214 1.4i (NZ Market) 1992-93 4 Cyl 1.4L K8 8V			
Ignition – Distributor Cap	BD896	1	Lucas Electronic Distributor
Ignition – Distributor Rotor	BD897	1	Lucas Electronic Distributor
216 1.6i (NZ Market) 1995-on 4 Cyl 1.6L K16 16V			
Ignition – Distributor Cap	BD896	1	Lucas Electronic Distributor
Ignition – Distributor Rotor	BD897	1	Lucas Electronic Distributor
218 1.8i (NZ Market) 1996-on 4 Cyl 1.8L K16 16V			
Ignition – Distributor Cap	BD896	1	Lucas Electronic Distributor
Ignition – Distributor Rotor	BD897	1	Lucas Electronic Distributor

APPLICATION GUIDE



Rover	Part No	Qty	Notes
220 2.0i Incl. Turbo (NZ Market) 1992-96 4 Cyl 2.0L 20T4 16V			
Ignition – Distributor Cap	BD896	1	Lucas Electronic Distributor
Ignition – Distributor Rotor	BD897	1	Lucas Electronic Distributor
414 1.4i (NZ Market) 1992-96 4 Cyl 1.4L K8 8V			
Ignition – Distributor Cap	BD896	1	Lucas Electronic Distributor
Ignition – Distributor Rotor	BD897	1	Lucas Electronic Distributor
414 1.4i (NZ Market) 1990-96 4 Cyl 1.4L K16 16V			
Ignition – Distributor Cap	BD896	1	Lucas Electronic Distributor
Ignition – Distributor Rotor	BD897	1	Lucas Electronic Distributor
416i 5/86-12/89 4 Cyl 1.6L D16A3 DOHC 16V EFI FWD			
Ignition – Distributor Cap	JP660	1	TEC Electronic Distributor
Ignition – Distributor Rotor	JR517	1	TEC Electronic Distributor
Ignition – Module	CM400	1	
Sensor – Exhaust Oxygen – Universal	COS720	1	Universal 1 Wire
Sensor – Temperature Gauge	CTS115	1	
Switch – Radiator Fan	CFS12	1	
420 2.0i Incl. Turbo (NZ Market) 1992-96 4 Cyl 2.0L 20T4 16V			
Ignition – Distributor Cap	BD896	1	Lucas Electronic Distributor
Ignition – Distributor Rotor	BD897	1	Lucas Electronic Distributor
620 2.0i Turbo (NZ Market) 1995-96 4 Cyl 2.0L 20T4 16V			
Ignition – Distributor Cap	BD896	1	Lucas Electronic Distributor
Ignition – Distributor Rotor	BD897	1	Lucas Electronic Distributor
623 XWZ (NZ Market) 1994-98 4 Cyl 2.3L H23A			
Ignition – Distributor Cap	JP968	1	Hitachi Electronic Distributor
Ignition – Distributor Rotor	JR995	1	Hitachi Electronic Distributor
820 2.0i Turbo (NZ Market) 1991-96 4 Cyl 2.0L 20T4 16V			
Ignition – Distributor Cap	BD896	1	Lucas Electronic Distributor
Ignition – Distributor Rotor	BD897	1	Lucas Electronic Distributor
825Si 9/87-9/88 V6 Cyl 2.5L C25A1 SOHC 12V EFI FWD			
Ignition – Module	CM400	1	
Sensor – Exhaust Oxygen – Universal	COS720	1	Universal 1 Wire
Sensor – Temperature Gauge	CTS115	1	
Switch – Oil Pressure Warning Light	CPS20	1	
827Si Sterling: Vitesse 10/88-1/92 V6 Cyl 2.7L C27A1 SOHC 24V EFI FWD			
Ignition – Distributor Cap	BD560	1	TEC Electronic Distributor
Ignition – Distributor Rotor	DR561	1	TEC Electronic Distributor
Sensor – Exhaust Oxygen – Universal	COS724	1	Universal 4 Wire

APPLICATION GUIDE



Rover	Part No	Qty	Notes
2000			
1/65-8/73 4 Cyl 2.0L Carb. RWD			
Ignition – Coil – Standard	C1C31	1	
Ignition – Coil – Heavy Duty Oil Filled Type	C80	1	
Ignition – Distributor Cap	BD270	1	Lucas Points Distributor: To 1967
Ignition – Distributor Cap	BD276	1	Lucas Points Distributor: From 1967
Ignition – Distributor Condenser	LC103	1	Lucas Points Distributor
Ignition – Distributor Points / Contact Set	L19V	1	Lucas Points Distributor
Ignition – Distributor Rotor	BD229	1	Lucas Points Distributor
Sensor – Temperature Gauge	CTS128	1	
3500 P6: 3500: 3500S			
6/69-7/81 V8 Cyl 3.5L Carb. & 2xCarb. RWD			
Ignition – Coil – Standard	C1C32R	1	
Ignition – Coil – Heavy Duty Oil Filled Type	C80R	1	
Ignition – Coil – Heavy Duty Epoxy Type	CC254	1	
Ignition – Distributor Cap	BD280	1	Lucas Points Distributor
Ignition – Distributor Condenser	LC103	1	Lucas Points Distributor
Ignition – Distributor Points / Contact Set	L19V	1	Lucas Points Distributor: To 1972
Ignition – Distributor Points / Contact Set	S261	1	Lucas Points Distributor: From 1973
Ignition – Distributor Rotor	DR71	1	Lucas Points Distributor
Sensor – Temperature Gauge	CTS119	1	
Switch – Oil Pressure Warning Light	CPS34	1	
3500 SDI			
8/81-7/87 V8 Cyl 3.5L 20A, 21A EFI RWD			
Ignition – Distributor Cap	BD280	1	Lucas Electronic Distributor
Ignition – Distributor Rotor	BD299	1	Lucas Electronic Distributor
Ignition – Module	CM410	1	
Quintet			
5/83-3/86 4 Cyl 1.6L EL SOHC 8V Carb. FWD			
Ignition – Distributor Cap	JP562	1	Hitachi Electronic Distributor
Ignition – Distributor Rotor	JR517	1	Hitachi Electronic Distributor
Sensor – Temperature Gauge	CTS115	1	
Switch – Oil Pressure Warning Light	CPS37	1	
Switch – Radiator Fan	CFS12	1	
Range Rover Series I			
6/72-12/79 V8 Cyl 3.5L OHV 2xCarb. 4WD			
Ignition – Distributor Cap	BD280	1	Lucas Points Distributor: From 1973
Ignition – Distributor Condenser	LC103	1	Lucas Points Distributor: From 1973
Ignition – Distributor Points / Contact Set	S261	1	Lucas Points Distributor: From 1973
Ignition – Distributor Rotor	DR71	1	Lucas Points Distributor: From 1973
Range Rover Series I			
4/82-1/89 V8 Cyl 3.5L OHV Carb. 4WD			
Ignition – Distributor Cap	BD280	1	Lucas Electronic Distributor: From 1984
Ignition – Distributor Rotor	BD299	1	Lucas Electronic Distributor: From 1984
Sensor – Temperature Gauge	CTS119	1	
Switch – Oil Pressure Warning Light	CPS34	1	
Range Rover Series I			
7/93-4/95 V8 Cyl 3.9L 37D, 38D OHV 16V MPFi 4WD			
Ignition – Module	CM476	1	
Range Rover L322 Vogue			
8/02-7/05 V8 Cyl 4.4L M62TUB44 DOHC 32V MPFi 4WD			
Sensor – Exhaust Oxygen	COS914	2	Direct Fit 4 Wire: LH and RH Side Eng Pipe
Sensor – Exhaust Oxygen	COS866	2	Direct Fit 4 Wire: LH and RH Side Before Catalyst
Sensor – Exhaust Oxygen – Universal	COS724	4	Universal 4 Wire: LH and RH Side Eng Pipe: LH and RH side Before Catalyst

APPLICATION GUIDE



SAAB	Part No	Qty	Notes
9-3 Non Turbo			
6/98-1/99 4 Cyl 2.3L B234I DOHC 16V MPFi FWD			
Ignition – Coil – Standard	CC262	1	Motronic
9-3 Turbo			
6/98-1/01 4 Cyl 2.0L B204L: B204E: B204R: B205R DOHC 16V MPFi FWD			
Ignition – Coil – Standard	CC262	1	Motronic
9-3 Turbo			
8/99-1/01 4 Cyl 2.3L B235R DOHC 16V MPFi FWD			
Ignition – Coil – Standard	CC262	1	Motronic
9-5 Turbo			
3/99-10/01 V6 Cyl 3.0L B308 DOHC 24V MPFi FWD			
Sensor – Crankshaft	CSCA199	1	With Trionic Engine Management
99			
12/71-3/73 4 Cyl 1.9L Carb. & Fi FWD			
Ignition – Coil – Standard	CIC32R	1	Bosch Points Distributor Bosch Points Distributor: Carb Bosch Points Distributor: Fuel Injected Bosch Points Distributor
Ignition – Coil – Heavy Duty Oil Filled Type	C80R	1	
Ignition – Coil – Heavy Duty Epoxy Type	CC254	1	
Ignition – Distributor Cap	BH100	1	
Ignition – Distributor Points / Contact Set	S11V	1	
Ignition – Distributor Points / Contact Set	S15V	1	
Ignition – Distributor Rotor	BH89	1	
Sensor – Temperature Gauge	CTS121	1	
Switch – Oil Pressure Warning Light	CPS20	1	
99			
3/73-3/76 4 Cyl 2.0L B201 SOHC 8V Carb. & EFi FWD			
Ignition – Coil – Standard	CC212	1	Bosch Points Distributor: To 1974 Bosch Points Distributor: To 1974 Bosch Points Distributor: To 1974 Direct Fit 1 Wire: Fuel Injected Universal 1 Wire: Fuel Injected
Ignition – Distributor Cap	BH100	1	
Ignition – Distributor Points / Contact Set	S15V	1	
Ignition – Distributor Rotor	BH95	1	
Sensor – Exhaust Oxygen	COS776	1	
Sensor – Exhaust Oxygen – Universal	COS720	1	
Sensor – Temperature Gauge	CTS121	1	
Switch – Oil Pressure Warning Light	CPS30	1	
900			
3/79-12/84 4 Cyl 2.0L B201 SOHC 8V MPFi FWD			
Sensor – Temperature Gauge	CTS121	1	
Switch – Oil Pressure Warning Light	CPS20	1	
Switch – Radiator Fan	CFS18	1	
900			
1/86-1/90 4 Cyl 2.0L B202 DOHC 16V MPFi FWD			
Ignition – Distributor Cap	BH100	1	Bosch Electronic Distributor
Ignition – Distributor Rotor	BH107	1	Bosch Electronic Distributor
900 Turbo			
1/86-10/93 4 Cyl 2.0L B202 DOHC 16V MPFi FWD			
Sensor – Knock Control	CKS108	1	Turbo
Sensor – Throttle Position	CTPS146	1	Without Lucas injection
900i			
11/88-2/91 4 Cyl 2.0L B202 DOHC 16V MPFi FWD			
Ignition – Distributor Cap	BH100	1	Bosch Electronic Distributor
Ignition – Distributor Rotor	DR541	1	Bosch Electronic Distributor
Sensor – Exhaust Oxygen – Universal	COS721	1	Universal 3 Wire
Sensor – Temperature Gauge	CTS121	1	
Sensor – Throttle Position	CTPS146	1	

APPLICATION GUIDE



SAAB	Part No	Qty	Notes
900 3/91-1/92 4 Cyl 2.1L B212 DOHC 16V MPFI FWD			
Sensor – Exhaust Oxygen	COS793	1	Direct Fit 3 Wire
Sensor – Exhaust Oxygen – Universal	COS721	1	Universal 3 Wire
900i 3/91-9/93 4 Cyl 2.1L B212 DOHC 16V EFI FWD			
Sensor – Exhaust Oxygen	COS793	1	Direct Fit 3 Wire
Sensor – Exhaust Oxygen – Universal	COS721	1	Universal 3 Wire
Sensor – Knock Control	CKS108	1	Turbo
Sensor – Throttle Position	CTPS100	1	
900S 3/94-6/98 4 Cyl 2.0L B206: 2.3L B234 DOHC 16V MPFI FWD			
Ignition – Coil – Standard	CC262	1	
Sensor – Coolant Temperature	CCS41	1	From 1996
Sensor – Crankshaft	CSCA13	1	
Sensor – Exhaust Oxygen – Universal	COS721	1	Universal 3 Wire
Sensor – Knock Control	CKS106	1	To 1995
Sensor – Throttle Position	CTPS100	1	To 1996
Sensor – Throttle Position	CTPS108	1	From 1997
900S: 900SE 3/94-3/97 V6 Cyl 2.5L B258 DOHC 24V MPFI FWD			
Sensor – Air Flow / MAF	CAF014	1	
Sensor – Camshaft	CSCA196	1	To 1995
Sensor – Camshaft	CSCA179	1	To Engine 55898
Sensor – Camshaft	CSCA114	1	From Engine 55899
Sensor – Crankshaft	CSCA190	1	To 1995
Sensor – Exhaust Oxygen – Universal	COS721	1	Universal 3 Wire
900 1/97-6/98 4 Cyl 2.0L B206 DOHC 16V EFI FWD			
Ignition – Module	CM409	1	
Sensor – Exhaust Oxygen – Universal	COS721	1	Universal 3 Wire
9000 Turbo 5/86-2/91 4 Cyl 2.0L B202T DOHC 16V MPFI FWD			
Ignition – Coil – Standard	CC215	1	
Ignition – Module	CM409	1	
Sensor – Exhaust Oxygen	COS793	1	Direct Fit 3 Wire
Sensor – Exhaust Oxygen – Universal	COS721	1	Universal 3 Wire
Sensor – Knock Control	CKS108	1	
Sensor – Throttle Position	CTPS146	1	
9000 1/87-4/90 4 Cyl 2.0L B202i DOHC 16V EFI FWD			
Sensor – Exhaust Oxygen	COS786	1	Direct Fit 3 Wire
Sensor – Exhaust Oxygen – Universal	COS721	1	Universal 3 Wire
Sensor – Throttle Position	CTPS146	1	
9000 Incl. Turbo 5/90-12/92 4 Cyl 2.3L B234 DOHC 16V EFI FWD			
Ignition – Distributor Cap	BH100	1	Bosch Electronic Distributor
Ignition – Distributor Rotor	DR541	1	Bosch Electronic Distributor
Ignition – Module	CM409	1	To 1993
Sensor – Crankshaft	CSCA13	1	With Trionic Engine Management
Sensor – Exhaust Oxygen – Universal	COS721	1	Universal 3 Wire
9000 2/95-2/97 V6 Cyl 3.0L B308 DOHC 24V EFI FWD			
Sensor – Air Temperature – Inlet	CAT021	1	To 1995
Sensor – Crankshaft	CSCA198	1	
Sensor – Crankshaft	CSCA190	1	With Motronic Engine Management : To 1995

APPLICATION GUIDE



Seat	Part No	Qty	Notes
Cordoba 1/95-1/97 4 Cyl 1.8L ABS SOHC 8V SPFI FWD			
Sensor – Coolant Temperature	CCS50	1	Universal 3 Wire
Sensor – Exhaust Oxygen – Universal	COS721	1	
Cordoba 9/98-10/99 4 Cyl 1.6L AFT SOHC 8V MPFI FWD			
Ignition – Coil and Igniter	CC376	1	
Ibiza 1/95-1/97 4 Cyl 1.4L ABD SOHC 8V SPFI FWD			
Sensor – Coolant Temperature	CTS147	1	Direct Fit 4 Wire Universal 4 Wire
Sensor – Exhaust Oxygen	COS919	1	
Sensor – Exhaust Oxygen – Universal	COS724	1	
Switch – Oil Pressure Warning Light	CPS48	1	
Ibiza 9/98-10/99 4 Cyl 2.0L ABF DOHC 16V MPFI FWD			
Ignition – Coil and Igniter	CC376	1	
Toledo 1/95-1/97 4 Cyl 2.0L 2E SOHC 8V MPFI FWD			
Ignition – Distributor Cap	JP987	1	Bosch Electronic Distributor
Ignition – Distributor Rotor	DR127	1	Bosch Electronic Distributor
Sensor – Exhaust Oxygen	COS824	1	Direct Fit 4 Wire
Sensor – Exhaust Oxygen – Universal	COS724	1	Universal 4 Wire
Toledo 10/95-1/97 4 Cyl 2.0L ABF DOHC 16V MPFI FWD			
Sensor – Exhaust Oxygen	COS824	1	Direct Fit 4 Wire
Sensor – Exhaust Oxygen – Universal	COS724	1	Universal 4 Wire
Ssangyong			
Chairman 8/05-9/07 6 Cyl 3.2L M104 DOHC 24V EPFI RWD			
Ignition – Coil – Standard	CC369	3	
Korando 2/98-7/98 4 Cyl 2.3L DOHC MPFI 4WD			
Ignition – Coil – Standard	CC369	1	From 4/1998 To 9/2001
Musso 7/96-7/98 6 Cyl 3.2L IL63200 DOHC 24V MPFI 4WD			
Sensor – Camshaft	CSCA107	1	
Sensor – MAP	CMS229	1	

APPLICATION GUIDE



Subaru	Part No	Qty	Notes
1400 GSR 7/73-3/75 4 Cyl 1.4L EA63 Carb. FWD			
Sensor – Temperature Gauge	CTS104	1	
Switch – Oil Pressure Warning Light	CPS23	1	
Switch – Radiator Fan	CFS21	1	
Brumby 5/78-12/80 4 Cyl 1.6L EA71 OHV 8V Carb. 4WD			
Ignition – Coil – Standard	CIC32R	1	
Ignition – Coil – Heavy Duty Oil Filled Type	C80R	1	
Ignition – Coil – Heavy Duty Epoxy Type	CC254	1	
Ignition – Distributor Cap	JP546	1	Denso Points Distributor: To 1979
Ignition – Distributor Condenser	MC418	1	Denso Points Distributor: To 1979
Ignition – Distributor Points / Contact Set	S214V	1	Denso Points Distributor: To 1979
Ignition – Distributor Rotor	JR527	1	Denso Points Distributor: To 1979
Brumby 10/80-12/81 4 Cyl 1.8L EA81 OHV 8V Carb. 4WD			
Ignition – Coil – Standard	CIC32R	1	
Ignition – Coil – Heavy Duty Oil Filled Type	C80R	1	
Ignition – Coil – Heavy Duty Epoxy Type	CC254	1	
Ignition – Distributor Cap	JP630	1	Hitachi Points Distributor
Ignition – Distributor Condenser	BC393	1	Hitachi Points Distributor
Ignition – Distributor Points / Contact Set	S219VU	1	Hitachi Points Distributor
Ignition – Distributor Rotor	JR517	1	Hitachi Points Distributor
Ignition – Module & Pickup / Trigger	CM417	1	
Brumby 1/84-3/94 4 Cyl 1.8L EA81 OHV 8V Carb. 4WD			
Ignition – Coil – Standard	CC202	1	
Ignition – Distributor Cap	JP630	1	Hitachi Points Distributor
Ignition – Distributor Condenser	BC393	1	Hitachi Points Distributor
Ignition – Distributor Points / Contact Set	S219VU	1	Hitachi Points Distributor
Ignition – Distributor Rotor	JR517	1	Hitachi Points Distributor
Ignition – Module & Pickup / Trigger	CM417	1	
Brumby AU5 (NZ Market) 1986-93 4 Cyl 1.8L EA82 SOHC 8V			
Ignition – Distributor Cap	JP630	1	Hitachi Electronic Distributor
Ignition – Distributor Rotor	JR517	1	Hitachi Electronic Distributor
DL 7/73-9/80 4 Cyl 1.4L EA63: 1.6L EA71 OHV Carb. FWD & 4WD			
Switch – Radiator Fan	CFS81	1	
DL 12/84-3/85 4 Cyl 1.8L EA82 SOHC 8V Carb. 4WD			
Ignition – Module & Pickup / Trigger	CM417	1	
Switch – Radiator Fan	CFS27	1	
Forester SG9 7/02-6/05 4 Cyl 2.5L EJ251 SOHC 16V ESPFI AWD			
Ignition – Coil and Igniter	CC301	4	
Sensor – Air Temperature – Inlet	CAT010	1	
GF 4/75-12/78 4 Cyl 1.4L EA63: 1.6L EA71 OHV Carb. FWD			
Switch – Radiator Fan	CFS81	1	

APPLICATION GUIDE



Subaru	Part No	Qty	Notes
Impreza GC: GF			
4/93-9/98 4 Cyl 1.6L EJ16E: EJ16J: 1.8L EJ18S SOHC 16V MPFi FWD			
Ignition – Coil – Standard	CC269	1	
Sensor – Coolant Temperature	CCS45	1	
Sensor – Crankshaft	CSCA43	1	
Sensor – Exhaust Oxygen	COS773	1	Direct Fit 3 Wire
Sensor – Exhaust Oxygen – Universal	COS721	1	Universal 3 Wire
Sensor – Temperature Gauge	CTS110	1	
Impreza GC: GF WRX Turbo			
2/94-9/98 4 Cyl 2.0L EJ20G DOHC 16V MPFi AWD			
Ignition – Coil – Standard	CC234	1	
Sensor – Camshaft	CSCA88	1	
Sensor – Coolant Temperature	CCS45	1	
Sensor – Crankshaft	CSCA43	1	
Sensor – Exhaust Oxygen	COS931	1	Direct Fit 3 Wire: To 7/1996
Sensor – Exhaust Oxygen	COS785	1	Direct Fit 3 Wire: From 8/1996
Sensor – Exhaust Oxygen – Universal	COS721	1	Universal 3 Wire
Sensor – Knock Control	CKS104	1	To 7/1996
Sensor – Temperature Gauge	CTS110	1	
Impreza GC: GF			
3/96-4/99 4 Cyl 2.0L EJ20E SOHC 16V MPFi AWD			
Ignition – Coil – Standard	CC234	1	
Sensor – Camshaft	CSCA88	1	
Sensor – Coolant Temperature	CCS45	1	
Sensor – Crankshaft	CSCA43	1	
Sensor – Exhaust Oxygen	COS773	1	Direct Fit 3 Wire
Sensor – Exhaust Oxygen – Universal	COS721	1	Universal 3 Wire
Sensor – Knock Control	CKS104	1	To 7/1996
Sensor – Temperature Gauge	CTS110	1	
Impreza GD: GG			
10/00-8/07 4 Cyl 2.0L EJ201 SOHC 16V MPFi AWD			
Sensor – Air Temperature – Inlet	CAT010	1	From 7/2005
Justy JKA5BA (NZ Market)			
2/84-10/88 3 Cyl 1.0L EF10			
Ignition – Distributor Rotor	JR517	1	Mitsubishi Points Distributor
L Series			
9/88-6/90 4 Cyl 1.8L EA82 SOHC 8V EFI 4WD			
Ignition – Coil – Standard	CC297	1	
Sensor – Coolant Temperature	CCS26	1	
Sensor – Exhaust Oxygen	COS742	1	Direct Fit 1 Wire
Sensor – Exhaust Oxygen – Universal	COS720	1	Universal 1 Wire
Switch – Radiator Fan	CFS27	1	
Leone			
1/80-12/80 4 Cyl 1.6L EA71 OHV 8V Carb. 4WD			
Sensor – Temperature Gauge	CTS104	1	
Switch – Oil Pressure Warning Light	CPS23	1	
Switch – Radiator Fan	CFS81	1	

APPLICATION GUIDE



Subaru	Part No	Qty	Notes
Leone 11/79-12/84 4 Cyl 1.8L EA81 OHV 8V Carb. FWD			
Ignition – Coil – Standard	CC202	1	Points ignition
Ignition – Distributor Cap	JP630	1	Hitachi Points Distributor: From 1980
Ignition – Distributor Condenser	BC393	1	Hitachi Points Distributor: From 1980
Ignition – Distributor Points / Contact Set	S219VU	1	Hitachi Points Distributor: From 1980
Ignition – Distributor Rotor	JR517	1	Hitachi Points Distributor: From 1980
Ignition – Module & Pickup / Trigger	CM417	1	Electronic Ignition
Sensor – Temperature Gauge	CTS104	1	
Switch – Oil Pressure Warning Light	CPS23	1	
Switch – Radiator Fan	CFS81	1	
Leone 12/84-8/88 4 Cyl 1.8L EA81 OHV 8V Carb. FWD			
Ignition – Coil – Standard	CC215	1	
Ignition – Module & Pickup / Trigger	CM417	1	
Sensor – Temperature Gauge	CTS104	1	
Leone AA5 (NZ Market) 7/84-89 4 Cyl 1.8L EA82 4WD			
Ignition – Distributor Cap	JP630	1	Hitachi Electronic Distributor
Ignition – Distributor Rotor	JR517	1	Hitachi Electronic Distributor
Leone AA5: AA7 Turbo (NZ Market) 7/84-2/89 4 Cyl 1.8L EA82T 4WD			
Ignition – Distributor Cap	JP648	1	Denso Electronic Distributor
Ignition – Distributor Rotor	JR527	1	Denso Electronic Distributor
Leone AL5 (NZ Market) 10/84-2/89 4 Cyl 1.8L EA82 4WD			
Ignition – Distributor Cap	JP648	1	Denso Electronic Distributor
Ignition – Distributor Rotor	JR527	1	Denso Electronic Distributor
Leone AK2: AK4 (NZ Market) 1985-87 4 Cyl 1.6L EA71 2WD			
Ignition – Coil – Standard	CC211	1	Hitachi Electronic Distributor
Ignition – Distributor Cap	JP630	1	Hitachi Electronic Distributor
Ignition – Distributor Rotor	JR517	1	Hitachi Electronic Distributor
Leone 8/85-8/87 4 Cyl 1.8L EA82 SOHC 8V Carb. 4WD			
Ignition – Module & Pickup / Trigger	CM417	1	
Sensor – Coolant Temperature	CCS26	1	
Switch – Radiator Fan	CFS27	1	
Leone Turbo 8/87-6/88 4 Cyl 1.8L EA82 SOHC 8V EFI 4WD			
Ignition – Coil – Standard	CC298	1	
Sensor – Coolant Temperature	CCS26	1	
Sensor – Exhaust Oxygen	COS742	1	Direct Fit 1 Wire
Sensor – Exhaust Oxygen – Universal	COS720	1	Universal 1 Wire
Switch – Radiator Fan	CFS27	1	
Leone 9/88-9/90 4 Cyl 1.8L EA82 SOHC 8V EFI FWD			
Sensor – Temperature Gauge	CTS104	1	
Switch – Oil Pressure Warning Light	CPS24	1	
Switch – Radiator Fan	CFS27	1	
Liberty 10/89-6/94 4 Cyl 2.2L EJ22E SOHC 16V MPFi AWD			
Sensor – Temperature Gauge	CTS110	1	

APPLICATION GUIDE



Subaru	Part No	Qty	Notes
Liberty BC6 10/89-6/94 4 Cyl 2.2L EJ22E SOHC 16V MPFi FWD			
Sensor – Camshaft	CSCA88	1	From 1/1994
Sensor – Coolant Temperature	CCS45	1	
Sensor – Crankshaft	CSCA71	1	To 12/1993
Sensor – Crankshaft	CSCA43	1	From 1/1994
Sensor – Exhaust Oxygen	COS773	1	Direct Fit 3 Wire
Sensor – Exhaust Oxygen – Universal	COS721	1	Universal 3 Wire
Sensor – Knock Control	CKS104	1	To 3/1996
Sensor – Temperature Gauge	CTS110	1	
Liberty BC7 8/90-6/94 4 Cyl 2.2L EJ22E SOHC 16V MPFi AWD			
Ignition – Coil – Standard	CC234	1	
Sensor – Coolant Temperature	CCS45	1	
Sensor – Exhaust Oxygen	COS773	1	Direct Fit 3 Wire
Sensor – Exhaust Oxygen – Universal	COS721	1	Universal 3 Wire
Sensor – Temperature Gauge	CTS110	1	
Liberty BC5: BF5 Turbo 10/91-6/94 4 Cyl 2.0L EJ20BUB DOHC 16V MPFi 4WD			
Sensor – Coolant Temperature	CCS45	1	
Sensor – Exhaust Oxygen	COS931	1	Direct Fit 3 Wire
Sensor – Exhaust Oxygen – Universal	COS721	1	Universal 3 Wire
Sensor – Knock Control	CKS104	1	
Sensor – Temperature Gauge	CTS110	1	
Liberty BD6: BD7: BG7: BG8 6/94-11/96 4 Cyl 2.2L EJ22E SOHC 16V MPFi FWD			
Sensor – Temperature Gauge	CTS110	1	
Liberty BD9 11/96-3/99 4 Cyl 2.5L EJ25D DOHC 16V MPFi AWD			
Ignition – Coil – Standard	CC234	1	
Sensor – Coolant Temperature	CCS45	1	
Sensor – Exhaust Oxygen	COS773	1	Direct Fit 3 Wire
Sensor – Exhaust Oxygen – Universal	COS721	1	Universal 3 Wire
Liberty BH5 10/98-8/03 4 Cyl 2.0L EJ201 SOHC 16V MPFi AWD			
Ignition – Coil and Igniter	CC301	4	
Sensor – Exhaust Oxygen	COS773	1	Direct Fit 3 Wire
Sensor – Exhaust Oxygen – Universal	COS721	1	Universal 3 Wire
Liberty BE9 3/99-8/99 4 Cyl 2.5L EJ251 SOHC 16V MPFi AWD			
Sensor – Exhaust Oxygen	COS773	1	Direct Fit 3 Wire
Sensor – Exhaust Oxygen – Universal	COS721	1	Universal 3 Wire
Liberty BL9 9/03-7/07 4 Cyl 2.5L EJ253 SOHC 16V MPFi AWD			
Sensor – Air Temperature – Inlet	CAT010	1	
Omega AC4, AN5 (NZ Market) 1988-93 4 Cyl 1.8L EA82			
Ignition – Distributor Cap	JP630	1	Hitachi Electronic Distributor
Ignition – Distributor Rotor	JR517	1	Hitachi Electronic Distributor
Outback BG9 9/96-10/98 4 Cyl 2.5L EJ25 DOHC 16V MPFi AWD			
Sensor – Exhaust Oxygen	COS773	1	Direct Fit 3 Wire
Sensor – Exhaust Oxygen – Universal	COS721	1	Universal 3 Wire
Sensor – Temperature Gauge	CTS110	1	

APPLICATION GUIDE



Subaru	Part No	Qty	Notes
Outback BHE 10/00-8/03 6 Cyl 3.0L EZ30D DOHC 24V MPFi AWD			
Ignition – Coil and Igniter	CC300	6	
Outback BP9 9/03-on 4 Cyl 2.5L EJ253 SOHC 16V MPFi AWD			
Sensor – Air Temperature – Inlet	CAT010	1	
RX Turbo 11/85-8/87 4 Cyl 1.8L EA82T SOHC 8V EFI 4WD			
Sensor – Coolant Temperature	CCS26	1	
Sensor – Exhaust Oxygen	COS738	1	Direct Fit 1 Wire
Sensor – Exhaust Oxygen – Universal	COS720	1	Universal 1 Wire
Sportswagon 9/87-9/90 4 Cyl 1.8L EA82 SOHC 8V Carb. 4WD			
Ignition – Module & Pickup / Trigger	CM417	1	
SVX 3/92-4/97 6 Cyl 3.3L EG33M DOHC 24V MPFi 4WD			
Sensor – Exhaust Oxygen	COS773	1	Direct Fit 3 Wire
Sensor – Exhaust Oxygen – Universal	COS721	1	Universal 3 Wire
Sensor – Temperature Gauge	CTS110	1	
Switch – Oil Pressure Warning Light	CPS24	1	
Vortex XT 9/85-9/88 4 Cyl 1.8L EA82 SOHC 8V EFI FWD			
Ignition – Coil – Standard	CC215	1	
Ignition – Distributor Cap	JP648	1	Denso Electronic Distributor: From 1986
Ignition – Distributor Rotor	JR527	1	Denso Electronic Distributor: From 1986
Sensor – Coolant Temperature	CCS26	1	
Sensor – Exhaust Oxygen	COS738	1	Direct Fit 1 Wire
Sensor – Exhaust Oxygen – Universal	COS720	1	Universal 1 Wire
Sensor – Temperature Gauge	CTS104	1	
Switch – Oil Pressure Warning Light	CPS24	1	
Switch – Radiator Fan	CFS21	1	
Vortex XT Turbo 1/86-6/89 4 Cyl 1.8L EA82T SOHC 8V EFI FWD			
Ignition – Distributor Cap	JP594	1	Hitachi Electronic Distributor
Ignition – Distributor Rotor	JR535	1	Hitachi Electronic Distributor
Sensor – Coolant Temperature	CCS26	1	
Sensor – Exhaust Oxygen	COS742	1	Direct Fit 1 Wire
Sensor – Exhaust Oxygen – Universal	COS720	1	Universal 1 Wire
Sensor – Temperature Gauge	CTS104	1	
Switch – Oil Pressure Warning Light	CPS24	1	
Switch – Radiator Fan	CFS21	1	
Vortex XT Turbo 7/87-9/89 4 Cyl 1.8L EA82T SOHC 8V EFI 4WD			
Sensor – Coolant Temperature	CCS26	1	
Sensor – Exhaust Oxygen	COS738	1	Direct Fit 1 Wire
Sensor – Exhaust Oxygen – Universal	COS720	1	Universal 1 Wire
Sensor – Temperature Gauge	CTS104	1	
Switch – Oil Pressure Warning Light	CPS24	1	
Switch – Radiator Fan	CFS21	1	
Vortex AX Turbo (NZ Market) 1988-89 4 Cyl 1.8L EA82T SOHC 8V			
Ignition – Distributor Cap	JP594	1	Hitachi Electronic Distributor
Ignition – Distributor Rotor	JR535	1	Hitachi Electronic Distributor

APPLICATION GUIDE



Suzuki	Part No	Qty	Notes
Alto SB308F: SS80 (NZ Market) 1981-89 3 Cyl 0.8L F8B			
Ignition – Coil – Standard	CC211	1	Mitsubishi Electronic Distributor
Ignition – Distributor Cap	JP682	1	Mitsubishi Electronic Distributor
Ignition – Distributor Rotor	JR527	1	Mitsubishi Electronic Distributor
Alto SB308 9/85-5/88 3 Cyl 543cc F5A SOHC 6V Carb. FWD			
Ignition – Coil – Standard	CIC32R	1	Denso Points Distributor
Ignition – Coil – Heavy Duty Oil Filled Type	C80R	1	
Ignition – Coil – Heavy Duty Epoxy Type	CC254	1	
Ignition – Distributor Cap	JP612	1	
Ignition – Distributor Condenser	TC209	1	
Ignition – Distributor Points / Contact Set	S204V	1	
Ignition – Distributor Rotor	JR527	1	
Sensor – Temperature Gauge	CTS142	1	
Switch – Radiator Fan	CFS12	1	
Alto SB308 1/87-2/89 3 Cyl 796cc F8B SOHC 6V Carb. FWD			
Switch – Radiator Fan	CFS89	1	
Alto SH410 3/96-4/99 4 Cyl 993cc G10B SOHC 8V EFi FWD			
Ignition – Coil – Standard	CC284	1	
APV GD416V 6/05-on 4 Cyl 1.6L G16A SOHC 16V EFi FWD			
Sensor – Crankshaft	CSCA42	1	
Baleno GA41 3/96-1/99 4 Cyl 1.8L J18A DOHC 16V MPFi FWD			
Sensor – Air Temperature – Inlet	CAT010	1	Type 2, 3, 4 & 5
Baleno GC31 (SY416) 1/99-11/01 4 Cyl 1.6L G16B SOHC 16V MPFi FWD			
Sensor – Air Temperature – Inlet	CAT010	1	
Carry Van ST10: ST20 5/76-78 4 Cyl 796cc F8A SOHC 8V Carb. RWD			
Ignition – Coil – Standard	CIC32R	1	Denso Points Distributor
Ignition – Coil – Heavy Duty Oil Filled Type	C80R	1	
Ignition – Coil – Heavy Duty Epoxy Type	CC254	1	
Ignition – Distributor Condenser	MC418	1	
Ignition – Distributor Points / Contact Set	S204V	1	
Ignition – Distributor Rotor	JR537	1	
Sensor – Temperature Gauge	CTS126	1	
Switch – Oil Pressure Warning Light	CPS23	1	
Carry Van ST80 5/78-79 4 Cyl 796cc F8A SOHC 8V Carb. RWD			
Ignition – Coil – Standard	CIC32R	1	Denso Points Distributor
Ignition – Coil – Heavy Duty Oil Filled Type	C80R	1	
Ignition – Coil – Heavy Duty Epoxy Type	CC254	1	
Ignition – Distributor Cap	JP546	1	
Ignition – Distributor Condenser	TC205	1	
Ignition – Distributor Points / Contact Set	S204V	1	
Ignition – Distributor Rotor	JR527	1	
Sensor – Temperature Gauge	CTS126	1	
Switch – Oil Pressure Warning Light	CPS23	1	

APPLICATION GUIDE



Suzuki	Part No	Qty	Notes
Carry Van ST90 10/79-85 4 Cyl 796cc F8A SOHC 8V Carb. RWD			
Ignition – Coil – Standard	C1C32R	1	
Ignition – Coil – Heavy Duty Oil Filled Type	C80R	1	
Ignition – Coil – Heavy Duty Epoxy Type	CC254	1	
Ignition – Distributor Cap	JP642	1	Denso Points Distributor
Ignition – Distributor Condenser	TC209	1	Denso Points Distributor
Ignition – Distributor Points / Contact Set	S204V	1	Denso Points Distributor
Ignition – Distributor Rotor	JR527	1	Denso Points Distributor
Sensor – Temperature Gauge	CTS126	1	
Switch – Oil Pressure Warning Light	CPS23	1	
Carry Van SK410 (NZ Market) 1986-93 4 Cyl 1.0L F10A SOHC			
Ignition – Coil – Standard	CC211	1	Denso Electronic Distributor
Ignition – Distributor Cap	JP546	1	Denso Electronic Distributor
Ignition – Distributor Rotor	JR527	1	Denso Electronic Distributor
Carry ST100 (NZ Market) 1990-94 4 Cyl 1.0L F10A			
Ignition – Distributor Cap	JP550	1	Denso Electronic Distributor
Carry Van GA413 & Carry Truck GA413T 5/99-7/05 4 Cyl 1.3L G13BB SOHC16V MPFi RWD			
Ignition – Coil – Standard	CC383	2	
Sensor – Air Temperature – Inlet	CAT010	1	
Sensor – Exhaust Oxygen	COS822	1	Direct Fit 4 Wire
Sensor – Exhaust Oxygen – Universal	COS724	1	Universal 4 Wire
Cino SY413 (Swift) 5/94-5/00 4 Cyl 1.3L G13BA SOHC 8V Carb. FWD			
Ignition – Coil – Standard	CC383	2	
Switch – Radiator Fan	CFS91	1	
Cultus AB34S (NZ Market) 1988-91 4 Cyl 1.3L G13B SOHC			
Ignition – Distributor Cap	JP827	1	Denso Electronic Distributor
Escudo TA01W/R (NZ Market) 1988-98 4 Cyl 1.6L G16A SOHC 8V			
Ignition – Distributor Cap	JP546	1	Denso Electronic Distributor
Ignition – Distributor Rotor	JR645	1	Denso Electronic Distributor
Grand Vitara SQ420 4/98-8/05 4 Cyl 2.0L J20A DOHC 16V MPFi 4WD			
Sensor – Air Temperature – Inlet	CAT010	1	
Switch – Oil Pressure Warning Light	CPS37	1	
Sensor – Exhaust Oxygen	COS862	1	Direct Fit 4 Wire
Sensor – Exhaust Oxygen – Universal	COS724	1	Universal 4 Wire
Grand Vitara SQ625 4/98-10/01 V6 Cyl 2.5L H25A DOHC 24V MPFi 4WD			
Sensor – Air Temperature – Inlet	CAT010	1	Type 1, 2 & 3
Sensor – Exhaust Oxygen	COS862	1	Direct Fit 4 Wire
Sensor – Exhaust Oxygen – Universal	COS724	1	Universal 4 Wire
Switch – Brake Light	CSL67	1	Type 1, 2
Switch – Oil Pressure Warning Light	CPS37	1	
Grand Vitara SQ416 2/00-9/02 4 Cyl 1.6L G16B DOHC 16V MPFi 4WD			
Sensor – Air Temperature – Inlet	CAT010	1	
Switch – Brake Light	CSL67	1	
Switch – Oil Pressure Warning Light	CPS37	1	

APPLICATION GUIDE



Suzuki	Part No	Qty	Notes
Grand Vitara JB416X			
9/05-on 4 Cyl 1.6L M16A DOHC 16V MPFi 4WD			
Sensor – Crankshaft / Cam	CSCA149	1	Crankshaft: From Vin JSAJTA74V0010001
Grand Vitara JB420AW			
9/05-on 4 Cyl 2.0L J20A DOHC 16V MPFi 4WD			
Sensor – Crankshaft	CSCA128	1	From Vin JSAJTD54V00100001
Sensor – Crankshaft / Cam	CSCA149	1	Camshaft: From Vin JSAJTD54V00100001
Grand Vitara JB627AW			
9/05-on V6 Cyl 2.7L H27A DOHC 24V MPFi 4WD			
Sensor – Crankshaft / Cam	CSCA149	2	
Switch – Oil Pressure Warning Light	CPS25	1	
Hatch SS40V			
2/80-12/85 3 Cyl 543cc F5A SOHC 6V Carb. FWD			
Ignition – Coil – Standard	CIC32R	1	
Ignition – Coil – Heavy Duty Oil Filled Type	C80R	1	
Ignition – Coil – Heavy Duty Epoxy Type	CC254	1	
Ignition – Distributor Cap	JP612	1	Denso Points Distributor
Ignition – Distributor Condenser	TC206	1	Denso Points Distributor
Ignition – Distributor Points / Contact Set	S204V	1	Denso Points Distributor
Ignition – Distributor Rotor	JR527	1	Denso Points Distributor
Sensor – Temperature Gauge	CTS126	1	
Switch – Oil Pressure Warning Light	CPS23	1	
Switch – Radiator Fan	CFS12	1	
Hatch SS80			
11/80-12/84 3 Cyl 796cc F8B SOHC 6V Carb. FWD			
Sensor – Temperature Gauge	CTS126	1	
Switch – Oil Pressure Warning Light	CPS23	1	
Switch – Radiator Fan	CFS12	1	
Ignis RG413			
10/00-2/05 4 Cyl 1.3L M13A DOHC 16V MPFi FWD			
Ignition – Coil – Standard	CC383	2	
Sensor – Crankshaft	CSCA146	1	Type 1, 2, 3 & 4
Sensor – MAP	CMS223	1	Type 1, 2, 3 & 4
Ignis RG415			
8/03-2/05 4 Cyl 1.5L M15A DOHC 16V MPFi FWD			
Ignition – Coil – Standard	CC383	2	
Sensor – Air Temperature – Inlet	CAT010	1	
Jimny SN413			
10/98-9/02 4 Cyl 1.3L G13BB SOHC 16V MPFi 4WD			
Ignition – Coil and Igniter	CC308	2	
Sensor – Air Temperature – Inlet	CAT010	1	Type 1
Sensor – Camshaft	CSCA89	1	Type 1
Sensor – Exhaust Oxygen	COS819	1	Direct Fit 4 Wire
Sensor – Exhaust Oxygen – Universal	COS724	1	Universal 4 Wire
Jimny SN413			
9/00-on 4 Cyl 1.3L M13A DOHC 16V MPFi 4WD			
Ignition – Coil and Igniter	CC308	2	Type 2, 3 & 4
Sensor – Crankshaft	CSCA146	1	Type 2, 3, 4 & 5
Sensor – Exhaust Oxygen	COS921	1	Direct Fit 4 Wire
Sensor – Exhaust Oxygen – Universal	COS724	1	Universal 4 Wire
Liana RH416			
9/02-2/04 4 Cyl 1.6L M16A DOHC 16V MPFi FWD			
Ignition – Coil – Standard	CC383	2	
Sensor – Crankshaft	CSCA146	1	Type 1, 2 & 3

APPLICATION GUIDE



Suzuki	Part No	Qty	Notes
Liana RH418			
3/04-8/04 4 Cyl 1.8L M18A DOHC 16V MPFi FWD			
Sensor – Camshaft	CSCA89	1	Type 4
Sensor – Crankshaft	CSCA146	1	Type 4
Sensor – Crankshaft / Cam	CSCA149	1	Crankshaft: Type 5
Sensor – Exhaust Oxygen – Universal	COS724	2	Universal 4 Wire: Manifold and Before Catalyst
LJ50			
7/74-6/78 3 Cyl 539cc 539 OHV 6V Carb. 4WD			
Ignition – Coil – Standard	CIC32R	1	
Ignition – Coil – Heavy Duty Oil Filled Type	C80R	1	
Ignition – Coil – Heavy Duty Epoxy Type	CC254	1	
Ignition – Distributor Condenser	MC418	1	Denso Points Distributor
Ignition – Distributor Points / Contact Set	S204V	1	Denso Points Distributor
Ignition – Distributor Rotor	JR537	1	Denso Points Distributor
Sensor – Temperature Gauge	CTS126	1	
Switch – Oil Pressure Warning Light	CPS23	1	
LJ80			
11/77-12/81 4 Cyl 797cc F8A SOHC 8V Carb. 4WD			
Ignition – Coil – Standard	CIC32R	1	
Ignition – Coil – Heavy Duty Oil Filled Type	C80R	1	
Ignition – Coil – Heavy Duty Epoxy Type	CC254	1	
Ignition – Distributor Cap	JP546	1	Denso Points Distributor: To 1980
Ignition – Distributor Condenser	TC205	1	Denso Points Distributor: To 1980
Ignition – Distributor Points / Contact Set	S204V	1	Denso Points Distributor: To 1980
Ignition – Distributor Rotor	JR527	1	Denso Points Distributor: To 1980
Sensor – Temperature Gauge	CTS126	1	
Switch – Oil Pressure Warning Light	CPS23	1	
LJ81K Stockman			
5/78-12/80 4 Cyl 797cc F8A SOHC 8V Carb. 4WD			
Ignition – Coil – Standard	CIC32R	1	
Ignition – Coil – Heavy Duty Oil Filled Type	C80R	1	
Ignition – Coil – Heavy Duty Epoxy Type	CC254	1	
Ignition – Distributor Condenser	MC418	1	Denso Points Distributor: From 1980
Ignition – Distributor Points / Contact Set	S204V	1	Denso Points Distributor: From 1980
Ignition – Distributor Rotor	JR527	1	Denso Points Distributor: From 1980
Sensor – Temperature Gauge	CTS126	1	
Switch – Oil Pressure Warning Light	CPS23	1	
Mighty Boy SS40T			
7/85-10/88 3 Cyl 543cc F5A SOHC 6V Carb. FWD			
Ignition – Coil – Standard	CIC32R	1	
Ignition – Coil – Heavy Duty Oil Filled Type	C80R	1	
Ignition – Coil – Heavy Duty Epoxy Type	CC254	1	
Ignition – Distributor Cap	JP612	1	Denso Points Distributor
Ignition – Distributor Condenser	MC418	1	Denso Points Distributor
Ignition – Distributor Points / Contact Set	S204V	1	Denso Points Distributor
Ignition – Distributor Rotor	JR527	1	Denso Points Distributor
Switch – Radiator Fan	CFS89	1	
R+ SR410			
10/97-11/98 4 Cyl 996cc K10A DOHC 16V MPFi FWD			
Ignition – Distributor Cap	JP828	1	
Ignition – Module	CM428	1	Type 1 & 2
Sensor – Exhaust Oxygen	COS932	1	Direct Fit 4 Wire
Sensor – Exhaust Oxygen – Universal	COS724	1	Universal 4 Wire
Switch – Oil Pressure Warning Light	CPS37	1	

APPLICATION GUIDE



Suzuki	Part No	Qty	Notes
Samurai SJ413 (NZ Market) 1984-89 4 Cyl 1.3L G13A			
Ignition – Coil – Standard	CC211	1	Denso Electronic Distributor
Ignition – Distributor Cap	JP546	1	Denso Electronic Distributor
Ignition – Distributor Rotor	JR527	1	Denso Electronic Distributor
Samurai SJ413 (NZ Market) 1990-99 4 Cyl 1.3L G13B			
Ignition – Distributor Cap	JP546	1	Denso Electronic Distributor
Ignition – Distributor Rotor	JR649	1	Denso Electronic Distributor
Sierra SJ410 7/81-7/88 4 Cyl 970cc F10A SOHC 8V Carb. 4WD			
Ignition – Coil – Standard	CIC32R	1	
Ignition – Coil – Heavy Duty Oil Filled Type	C80R	1	
Ignition – Coil – Heavy Duty Epoxy Type	CC254	1	
Ignition – Distributor Cap	JP546	1	Denso Points and Electronic Distributor
Ignition – Distributor Condenser	MC418	1	Denso Points Distributor: To 1984
Ignition – Distributor Points / Contact Set	S204V	1	Denso Points Distributor: To 1984
Ignition – Distributor Rotor	JR527	1	Denso Points and Electronic Distributor
Sensor – Temperature Gauge	CTS126	1	
Switch – Oil Pressure Warning Light	CPS23	1	
Sierra SJ413 10/84-12/90 4 Cyl 1.3L G13A SOHC 8V Carb. 4WD			
Ignition – Coil – Standard	CC283	1	
Ignition – Distributor Cap	JP546	1	Denso Electronic Distributor: To 1988
Ignition – Distributor Rotor	JR527	1	Denso Electronic Distributor: To 1988
Sierra SJ413 8/89-5/99 4 Cyl 1.3L G13BA SOHC 8V Carb. 4WD			
Ignition – Coil – Standard	CC309	1	
Ignition – Coil – Standard	CC283	1	Type 4, 5 & 6
Sensor – Temperature Gauge	CTS126	1	
Sensor – Temperature Gauge	CTS142	1	Type 6 & 7: From 1994 To 1996
Sensor – Temperature Gauge	CTS110	1	Type 8 & 9: From 1996
Switch – Oil Pressure Warning Light	CPS23	1	
Sierra MG410 Stockman 3/90-2/00 4 Cyl 970cc F10A SOHC 8V Carb. 4WD			
Ignition – Coil – Standard	CC283	1	
Ignition – Pickup / Trigger	CIT105	1	
Sensor – Temperature Gauge	CTS142	1	1/8 Gas Thread: To 1994
Sensor – Temperature Gauge	CTS126	1	M16x1.5 Thread: To 1994
ST80: ST90 (NZ Market) 1978-85 4 Cyl 797cc F8A			
Ignition – Coil – Standard	CC211	1	Denso Points Distributor
Ignition – Distributor Cap	JP534	1	Denso Points Distributor
Ignition – Distributor Condenser	TC209	1	Denso Points Distributor
Ignition – Distributor Points / Contact Set	S214V	1	Denso Points Distributor
Ignition – Distributor Rotor	JR527	1	Denso Points Distributor
Super Carry Van SK410 7/85-12/90 4 Cyl 970cc F10A SOHC 8V Carb. RWD			
Ignition – Distributor Cap	JP642	1	Denso Electronic Distributor
Ignition – Distributor Rotor	JR645	1	Denso Electronic Distributor
Sensor – Temperature Gauge	CTS142	1	Type 1, 2 & 3
Switch – Brake Light	CSL31	1	

APPLICATION GUIDE



Suzuki	Part No	Qty	Notes
Swift SA310 1/85-12/88 3 Cyl 993cc G10A SOHC 6V Carb. FWD			
Ignition – Coil – Standard	CC201	1	Auto Transmission: Type 1 & 2 With Manual Transmission
Ignition – Coil – Standard	CC284	1	Type 3
Ignition – Distributor Cap	JP612	1	Denso Electronic Distributor
Ignition – Distributor Rotor	JR527	1	Denso Electronic Distributor
Sensor – Temperature Gauge	CTS142	1	
Switch – Oil Pressure Warning Light	CPS24	1	
Switch – Radiator Fan	CFS45	1	
Swift SA413 1/85-12/88 4 Cyl 1.3L G13A: G13B DOHC 16V EFi FWD			
Ignition – Coil – Standard	CC201	1	Type 2
Ignition – Coil – Standard	CC284	1	Type 3
Ignition – Distributor Cap	JP654	1	Denso Electronic Distributor
Ignition – Distributor Rotor	DR128	1	Denso Electronic Distributor
Ignition – Module	CM478	1	
Ignition – Pickup / Trigger	CIT105	1	
Sensor – Exhaust Oxygen	COS732	1	Direct Fit 1 Wire
Sensor – Exhaust Oxygen – Universal	COS720	1	Universal 1 Wire
Switch – Oil Pressure Warning Light	CPS24	1	
Switch – Radiator Fan	CFS45	1	
Swift SA413G: SA413F (NZ Market) 1985-89 4 Cyl 1.3L G13A SOHC			
Ignition – Coil – Standard	CC283	1	Denso Electronic Distributor
Ignition – Distributor Cap	JP654	1	Denso Electronic Distributor
Ignition – Distributor Rotor	DR128	1	Denso Electronic Distributor
Swift HEJ574 (NZ Market) 1986-89 4 Cyl 1.3L G13B DOHC 16V			
Ignition – Distributor Cap	JP827	1	Denso Electronic Distributor
Swift SF413 (NZ Market) 1989-93 4 Cyl 1.3L G13B SOHC			
Ignition – Coil and Igniter	CC308	1	Denso Electronic Distributor
Ignition – Distributor Cap	JP827	1	Denso Electronic Distributor
Ignition – Distributor Rotor	DR128	1	Denso Electronic Distributor
Swift SF310 1/89-5/95 3 Cyl 993cc G10A SOHC 6V Carb. FWD			
Ignition – Coil – Standard	CC309	1	Type 2: From Vin JSAEAA44S0016805
Ignition – Distributor Cap	JP406	1	Denso Electronic Distributor
Ignition – Distributor Rotor	JR617	1	Denso Electronic Distributor
Ignition – Module	CM405	1	Type 1: To Vin JSAEAA44S00160804
Ignition – Module	CM411	1	Type 2: From Vin JSAEAA44S0016805
Sensor – Temperature Gauge	CTS142	1	
Sensor – Temperature Gauge	CTS110	1	
Switch – Oil Pressure Warning Light	CPS25	1	
Switch – Radiator Fan	CFS45	1	
Swift SF413 Gti 1/89-5/00 4 Cyl 1.3L G13B DOHC 16V EFi FWD			
Ignition – Coil – Standard	CC219	1	
Ignition – Distributor Cap	BD894	1	Hitachi Electronic Distributor
Ignition – Module	CM422	1	
Sensor – Exhaust Oxygen	COS732	1	Direct Fit 1 Wire
Sensor – Exhaust Oxygen – Universal	COS720	1	Universal 1 Wire
Sensor – Temperature Gauge	CTS110	1	
Switch – Oil Pressure Warning Light	CPS24	1	
Switch – Radiator Fan	CFS91	1	

APPLICATION GUIDE



Suzuki	Part No	Qty	Notes
Swift SF416 10/89-5/95 4 Cyl 1.6L G16B SOHC 16V MPFi FWD & 4WD			
Ignition – Coil – Standard	CC284	1	
Ignition – Distributor Cap	JP827	1	Denso Electronic Distributor
Ignition – Distributor Rotor	DR128	1	Denso Electronic Distributor
Sensor – Coolant Temperature	CCS21	1	
Sensor – Exhaust Oxygen	COS732	1	Direct Fit 1 Wire
Sensor – Exhaust Oxygen – Universal	COS720	1	Universal 1 Wire
Sensor – Temperature Gauge	CTS142	1	Type 1
Sensor – Temperature Gauge	CTS110	1	Type 2
Sensor – Throttle Position	CTPS102	1	
Switch – Brake Light	CSL47	1	
Switch – Oil Pressure Warning Light	CPS24	1	
Switch – Radiator Fan	CFS88	1	
Swift SF413 12/90-9/95 4 Cyl 1.3L G13A SOHC 8V Carb. FWD			
Ignition – Coil – Standard	CC309	1	Type 2: From Vin JSAEAA35S00250001 & JSAEAB35S00250001: To Vin JSAEAA35S00268825 & JSAEAB35S00260623
Ignition – Distributor Cap	BD107	1	Hitachi Electronic Distributor: Type 1
Ignition – Distributor Cap	JP718	1	Hitachi Electronic Distributor: Type 2
Ignition – Distributor Rotor	JR617	1	Hitachi Electronic Distributor: Type 1
Ignition – Distributor Rotor	JR641	1	Hitachi Electronic Distributor: Type 2
Ignition – Module	CM405	1	Type 1: From Vin JSAEH35S00153022
Ignition – Module	CM411	1	Type 2: From Vin JSAEAA35S00250001 & JSAEAB35S00250001: To Vin JSAEAA35S00268825 & JSAEAB35S00260623
Sensor – Temperature Gauge	CTS110	1	
Swift SY413 (Cino) 5/94-5/00 4 Cyl 1.3L G13BA SOHC 8V Carb. FWD			
Ignition – Coil – Standard	CC309	1	Type 2: From Vin JSAEAA35S00250001 & JSAEAB35S00250001: To Vin JSAEAA35S00268825 & JSAEAB35S00260623
Ignition – Module	CM405	1	Type 1: From Vin JSAEH35S00153022
Swift SF413 2/98-5/00 4 Cyl 1.3L G13B SOHC 8V EFi FWD			
Sensor – Temperature Gauge	CTS110	1	
Swift RS415 2/05-on 4 Cyl 1.5L M15A DOHC 16V EPFI FWD			
Sensor – Crankshaft	CSCA149	1	
Sensor – MAP	CMS223	1	
Vitara SE416 (NZ Market) 1988-93 4 Cyl 1.6L G16A			
Ignition – Coil – Standard	CC211	1	Denso Electronic Distributor
Ignition – Distributor Cap	JP546	1	Denso Electronic Distributor
Ignition – Distributor Rotor	JR527	1	Denso Electronic Distributor
Vitara SE416 Type 1 7/88-11/94 4 Cyl 1.6L G16A SOHC 8V Carb. 4WD			
Ignition – Coil – Standard	CC284	1	Type 1 & 2
Ignition – Distributor Cap	JP546	1	Denso Electronic Distributor
Ignition – Distributor Rotor	JR645	1	Denso Electronic Distributor

APPLICATION GUIDE



Suzuki	Part No	Qty	Notes
Vitara SE416A (NZ Market)			
1991-95 4 Cyl 1.6L G16B			
Ignition – Coil – Standard	CC211	1	Denso Electronic Distributor
Ignition – Distributor Cap	JP546	1	Denso Electronic Distributor
Ignition – Distributor Rotor	JR645	1	Denso Electronic Distributor
Vitara SE416 Type 2: Type 3			
8/91-4/00 4 Cyl 1.6L G16B SOHC 16V MPFi 4WD			
Ignition – Coil – Standard	CC264	1	Type 2: Distributor 33100-57B11: To 1995
Ignition – Coil – Standard	CC366	1	Type 3: Distributor 33100-58B10: To 1995
Ignition – Distributor Cap	JP827	1	Denso Electronic Distributor (A): Type 2
Ignition – Distributor Cap	JP718	1	Denso Electronic Distributor (B): Type 3
Ignition – Distributor Rotor	JR806	1	Denso Electronic Distributor (B): Type 3
Ignition – Distributor Rotor	JR802	1	Denso Electronic Distributor (C): Type 4, 5
Ignition – Module	CM422	1	Type 3: Distributor 33100-58B10: To 1995
Sensor – Coolant Temperature	CCS21	1	
Sensor – Exhaust Oxygen	COS903	1	Direct Fit 1 Wire
Sensor – Exhaust Oxygen – Universal	COS720	1	Universal 1 Wire
Sensor – Temperature Gauge	CTS110	1	
Sensor – Throttle Position	CTPS102	1	
Vitara SV620 Type 1			
4/95-9/99 V6 Cyl 2.0L H20A DOHC 24V MPFi 4WD			
Sensor – Exhaust Oxygen	COS819	2	Direct Fit 4 Wire
Sensor – Exhaust Oxygen – Universal	COS724	2	Universal 4 Wire
Vitara SV420 Type 5			
5/97-4/00 4 Cyl 2.0L J20A DOHC 16V MPFi 4WD			
Sensor – Exhaust Oxygen	COS819	1	Direct Fit 4 Wire
Sensor – Exhaust Oxygen – Universal	COS724	1	Universal 4 Wire
Sensor – Temperature Gauge	CTS142	1	
X90 SZ416			
4/96-5/98 4 Cyl 1.6L G16B SOHC 16V MPFi 4WD			
Ignition – Distributor Rotor	JR815	1	Mitsubishi Electronic Distributor
Sensor – Coolant Temperature	CCS21	1	
Sensor – Exhaust Oxygen	COS822	1	Direct Fit 4 Wire
Sensor – Exhaust Oxygen – Universal	COS724	1	Universal 4 Wire
XL7 JA627			
7/01-1/06 V6 Cyl 2.7L H27A DOHC 24V MPFi 4WD			
Sensor – Air Temperature – Inlet	CAT010	1	
Sensor – Camshaft	CSCA127	1	Type 2, 3 & 4
Sensor – Crankshaft	CSCA128	1	Type 2, 3 & 4
Sensor – Exhaust Oxygen	COS822	1	Direct Fit 4 Wire
Sensor – Exhaust Oxygen – Universal	COS724	1	Universal 4 Wire

APPLICATION GUIDE



Toyota	Part No	Qty	Notes
4 Runner YN60 7/84-10/85 4 Cyl 2.0L 3YC OHV 8V Carb. 4WD			
Ignition – Coil – Standard	CC287	1	
Ignition – Distributor Cap	JP546	1	Denso Points Distributor
Ignition – Distributor Condenser	TC209	1	Denso Points Distributor
Ignition – Distributor Points / Contact Set	S204V	1	Denso Points Distributor
Ignition – Distributor Rotor	JR527	1	Denso Points Distributor
Switch – Radiator Fan	CFS43	1	
4 Runner LN60: LN61 Diesel 7/84-12/88 4 Cyl 2.4L 2L SOHC 8V Di 4WD			
Sensor – Temperature Gauge	CTS106	1	
Switch – Oil Pressure Warning Light	CPS23	1	
4 Runner YN63 11/85-12/88 4 Cyl 2.2L 4YC OHV Carb. 4WD			
Ignition – Coil – Standard	CC217	1	
Ignition – Module	CM402	1	
Ignition – Pickup / Trigger	CIT104	1	
Sensor – Coolant Temperature	CCS21	1	
Switch – Oil Pressure Warning Light	CPS37	1	
Switch – Radiator Fan	CFS43	1	
4 Runner YN63 10/88-9/89 4 Cyl 2.2L 4YE OHV EFi 4WD			
Ignition – Coil – Standard	CC217	1	To 3/1989
Ignition – Distributor Cap	JP584	1	Denso Electronic Distributor
Ignition – Distributor Rotor	JR573	1	Denso Electronic Distributor
Sensor – Exhaust Oxygen	COS730	1	Direct Fit 1 Wire With Flange
Sensor – Exhaust Oxygen – Universal	COS722	1	Universal 1 Wire With Flange
4 Runner YN130 10/89-12/90 4 Cyl 2.2L 4YE OHV EFi 4WD			
Ignition – Coil – Standard	CC217	1	To 8/1990
Ignition – Distributor Cap	JP584	1	Denso Electronic Distributor
Ignition – Pickup / Trigger	CIT140	1	
Sensor – Coolant Temperature	CCS21	1	
Sensor – Exhaust Oxygen	COS730	1	Direct Fit 1 Wire With Flange
Sensor – Exhaust Oxygen – Universal	COS722	1	Universal 1 Wire With Flange
Sensor – Temperature Gauge	CTS106	1	
Switch – Brake Light	CSL56	1	With Cruise Control
Switch – Oil Pressure Warning Light	CPS37	1	
4 Runner RN130 10/89-6/96 4 Cyl 2.4L 22R SOHC 8V Carb. 4WD			
Ignition – Coil – Standard	CC258	3	To 8/1992
Ignition – Coil – Standard	CC231	1	From 8/1992
Ignition – Distributor Cap	JP588	1	Denso Electronic Distributor: To 8/1992
Ignition – Distributor Cap	JP802	1	Denso Electronic Distributor: From 8/1992
Ignition – Distributor Rotor	JR573	1	Denso Electronic Distributor
Ignition – Pickup / Trigger	CIT102	1	To 8/1992
Sensor – Temperature Gauge	CTS106	1	To 8/1992
Sensor – Temperature Gauge	CTS150	1	From 8/1992 To 8/1993
Switch – Brake Light	CSL56	1	
4 Runner LN130 Diesel 10/89-6/96 4 Cyl 2.8L 3L SOHC 8V Di 4WD			
Sensor – Temperature Gauge	CTS106	1	To 8/1992
Sensor – Temperature Gauge	CTS150	1	From 8/1992 To 8/1993
Switch – Brake Light	CSL56	1	With Cruise Control
Switch – Brake Light	CSL59	1	Without Cruise Control

APPLICATION GUIDE



Toyota	Part No	Qty	Notes
4 Runner VZN130 10/90-6/96 V6 Cyl 3.0L 3VZE SOHC 12V EFI 4WD			
Ignition – Coil – Standard	CC227	1	To 8/1991
Ignition – Coil – Standard	CC231	1	From 8/1991
Ignition – Distributor Cap	BD138	1	Denso Electronic Distributor (A): To 8/1991
Ignition – Distributor Cap	JP400	1	Denso Electronic Distributor (B): From 8/1991
Ignition – Distributor Rotor	DR686	1	Denso Electronic Distributor (A): To 8/1991
Ignition – Distributor Rotor	DR839	1	Denso Electronic Distributor (B): From 8/1991
Ignition – Module	CM437	1	To 8/1991
Sensor – Coolant Temperature	CCS21	1	
Sensor – Exhaust Oxygen	COS774	1	Direct Fit 4 Wire With Flange
Sensor – Exhaust Oxygen – Universal	COS726	1	Universal 4 Wire With Flange
Sensor – Temperature Gauge	CTS110	1	
Sensor – Throttle Position	CTPS153	1	To 11/1995
Switch – Brake Light	CSL60	1	With Cruise Control
Switch – Brake Light	CSL59	1	Without Cruise Control
Switch – Radiator Fan	CFS83	1	
Aurion GSV40R 10/06-on V6 Cyl 3.5L 2GRFE DOHC 24V MPFI FWD			
Sensor – Camshaft	CSCA147	1	
Sensor – Crankshaft	CSCA138	1	
Sensor – Knock Control	CKS121	1	
Avalon MCX10R: MCX10R Mk.II 7/00-9/03 V6 Cyl 3.0L 1MZFE DOHC 24V ESPFI FWD			
Ignition – Coil – Standard	CC329	3	
Sensor – Coolant Temperature	CCS21	1	
Sensor – Exhaust Oxygen – Universal	COS724	2	Universal 4 Wire: Front and Rear
Sensor – Temperature Gauge	CTS154	1	
Avalon MCX10R Mk.III 10/03-3/06 V6 Cyl 3.0L 1MZFE DOHC 24V ESPFI FWD			
Ignition – Coil – Standard	CC329	3	
Sensor – Air Flow / MAF	CAF034	1	
Sensor – Coolant Temperature	CCS21	1	
Sensor – Temperature Gauge	CTS154	1	
Sensor – Throttle Position	CTPS154	1	
Avante ST141 11/84-4/87 4 Cyl 2.0L 2SC SOHC 8V Carb. RWD			
Ignition – Coil – Standard	CC217	1	To 10/1985
Ignition – Coil – Standard	CC216	1	From 10/1985
Ignition – Distributor Cap	JP580	1	Denso Electronic Distributor: To 10/1985
Ignition – Distributor Cap and Leads	JP803	1	Denso Electronic Distributor: From 10/1985
Ignition – Distributor Rotor	JR573	1	Denso Electronic Distributor: To 10/1985
Ignition – Distributor Rotor	JR613	1	Denso Electronic Distributor: From 10/1985
Ignition – Module	CM402	1	
Sensor – Temperature Gauge	CTS106	1	
Switch – Brake Light	CSL40	1	Without Cruise Control
Switch – Oil Pressure Warning Light	CPS24	1	

APPLICATION GUIDE



Toyota	Part No	Qty	Notes
Avante RT142 11/84-4/87 4 Cyl 2.4L 22RE SOHC 8V EFI RWD			
Ignition – Coil – Standard	CC215	1	
Ignition – Distributor Cap	JP588	1	Denso Electronic Distributor
Ignition – Distributor Rotor	JR577	1	Denso Electronic Distributor
Ignition – Module	CM479	1	From 10/1985 To 12/1986
Ignition – Pickup / Trigger	CIT102	1	To 10/1985
Sensor – Coolant Temperature	CCS20	1	
Sensor – Exhaust Oxygen	COS730	1	Direct Fit 1 Wire With Flange
Sensor – Exhaust Oxygen – Universal	COS722	1	Universal 1 Wire With Flange
Sensor – Temperature Gauge	CTS106	1	
Sensor – Throttle Position	CTPS101	1	To 10/1985
Switch – Brake Light	CSL40	1	Without Cruise Control
Switch – Oil Pressure Warning Light	CPS24	1	
Avensis Verso ACM20R 12/01-10/03 4 Cyl 2.0L 1AZFE DOHC 16V MPFi 4WD			
Ignition – Coil and Igniter	CC310	4	
Sensor – Air Flow / MAF	CAF034	1	
Sensor – Camshaft	CSCA103	1	
Sensor – Coolant Temperature	CCS21	1	
Sensor – Crankshaft	CSCA137	1	
Sensor – Exhaust Oxygen	COS893	1	Direct Fit 4 Wire: Front RH Side Upper
Sensor – Throttle Position	CTPS154	1	
Avensis Verso ACM21R 11/03-on 4 Cyl 2.4L 2AZFE DOHC 16V MPFi 4WD			
Ignition – Coil and Igniter	CC310	4	
Sensor – Air Flow / MAF	CAF034	1	
Sensor – Camshaft	CSCA103	1	
Sensor – Coolant Temperature	CCS21	1	
Sensor – Crankshaft	CSCA137	1	
Sensor – Knock Control	CKS121	1	
Switch – Oil Pressure Warning Light	CPS51	1	
Blizzard LD10 Diesel 3/82-12/83 4 Cyl 2.2L L SOHC 8V Di 4WD			
Sensor – Coolant Temperature	CCS20	1	
Sensor – Temperature Gauge	CTS106	1	
Switch – Oil Pressure Warning Light	CPS23	1	
Bundera RJ70 1/85-12/91 4 Cyl 2.4L 22RC SOHC 8V Carb. 4WD			
Ignition – Coil – Standard	CC258	1	
Ignition – Distributor Cap	JP588	1	Denso Electronic Distributor
Ignition – Distributor Rotor	JR577	1	Denso Electronic Distributor
Ignition – Pickup / Trigger	CIT102	1	
Sensor – Temperature Gauge	CTS106	1	
Bundera LJ70 Diesel 1/86-12/91 4 Cyl 2.4L 2LT SOHC 8V Di 4WD			
Sensor – Temperature Gauge	CTS106	1	
Caldina AT191: AT211 (NZ Market) 1996-97 4 Cyl 1.8L 7AFE			
Ignition – Distributor Cap	BD112	1	Denso Electronic Distributor
Ignition – Distributor Rotor	JR613	1	Denso Electronic Distributor

APPLICATION GUIDE



Toyota	Part No	Qty	Notes
Camry SV11			
4/83-4/87 4 Cyl 2.0L 2SE SOHC 8V EFI FWD			
Ignition – Coil – Standard	CC217	1	To 10/1986
Ignition – Distributor Cap	JP580	1	Denso Electronic Distributor
Ignition – Distributor Rotor	JR573	1	Denso Electronic Distributor
Ignition – Module	CM402	1	To 8/1985
Ignition – Pickup / Trigger	CIT104	1	To 8/1985
Sensor – Coolant Temperature	CCS20	1	
Sensor – Exhaust Oxygen	COS730	1	Direct Fit 1 Wire With Flange
Sensor – Exhaust Oxygen – Universal	COS722	1	Universal 1 Wire With Flange
Sensor – Temperature Gauge	CTS106	1	
Sensor – Throttle Position	CTPS104	1	To 10/1986
Switch – Brake Light	CSL47	1	
Switch – Oil Pressure Warning Light	CPS24	1	
Switch – Radiator Fan	CFS32	1	
Camry SV20			
5/87-8/89 4 Cyl 1.8L 1SE SOHC 8V SPFI FWD			
Ignition – Coil – Standard	CC217	1	
Ignition – Distributor Cap	JP580	1	Denso Electronic Distributor
Ignition – Distributor Rotor	JR577	1	Denso Electronic Distributor
Ignition – Module	CM402	1	To 6/1989
Sensor – Coolant Temperature	CCS20	1	
Sensor – Exhaust Oxygen	COS730	1	Direct Fit 1 Wire With Flange
Sensor – Exhaust Oxygen – Universal	COS722	1	Universal 1 Wire With Flange
Sensor – Temperature Gauge	CTS106	1	
Switch – Brake Light	CSL47	1	
Switch – Oil Pressure Warning Light	CPS24	1	
Switch – Radiator Fan	CFS32	1	
Camry SV21			
5/87-2/93 4 Cyl 2.0L 3SFE DOHC 16V EFI FWD			
Ignition – Coil – Standard	CC217	1	
Ignition – Distributor Cap and Leads	JP805	1	Denso Electronic Distributor
Ignition – Distributor Rotor	JR613	1	Denso Electronic Distributor
Ignition – Module	CM437	1	External Module: From 7/1989 To 11/1992
Ignition – Pickup / Trigger	CIT115	1	
Sensor – Coolant Temperature	CCS20	1	
Sensor – Throttle Position	CTPS104	1	
Switch – Brake Light	CSL56	1	With Cruise Control
Switch – Oil Pressure Warning Light	CPS24	1	
Switch – Radiator Fan	CFS32	1	
Camry VZV21R			
6/88-2/93 V6 Cyl 2.5L 2VZFE DOHC 24V EFI FWD			
Ignition – Coil – Standard	CC227	1	
Ignition – Distributor Cap	JP740	1	Denso Electronic Distributor
Ignition – Distributor Rotor	JR657	1	Denso Electronic Distributor
Sensor – Coolant Temperature	CCS20	1	To 8/1988
Sensor – Coolant Temperature	CCS21	1	From 8/1988
Sensor – Exhaust Oxygen	COS735	1	Direct Fit 4 Wire With Flange
Sensor – Exhaust Oxygen – Universal	COS726	1	Universal 4 Wire With Flange
Sensor – Temperature Gauge	CTS106	1	
Sensor – Throttle Position	CTPS153	1	From 8/1989
Switch – Brake Light	CSL56	1	With Cruise Control
Switch – Brake Light	CSL47	1	Without Cruise Control
Switch – Oil Pressure Warning Light	CPS24	1	
Switch – Radiator Fan	CFS32	1	

APPLICATION GUIDE



Toyota	Part No	Qty	Notes
Camry SV22 9/89-6/91 4 Cyl 2.0L 3SFC DOHC 16V Carb. FWD			
Ignition – Coil – Standard	CC216	1	
Ignition – Distributor Cap	DR895	1	Denso Electronic Distributor
Ignition – Distributor Rotor	JR613	1	Denso Electronic Distributor
Ignition – Pickup / Trigger	CIT103	1	
Sensor – Coolant Temperature	CCS21	1	
Switch – Brake Light	CSL67	1	
Switch – Oil Pressure Warning Light	CPS24	1	
Switch – Radiator Fan	CFS32	1	
Camry SDV10: SXV10 2/93-3/98 4 Cyl 2.2L 5SFE DOHC 16V EFI FWD			
Ignition – Coil – Standard	CC263	1	
Ignition – Distributor Cap	JP822	1	Denso Electronic Distributor: To 10/1993
Ignition – Distributor Cap	BD131	1	Denso Electronic Distributor: From 10/1993
Ignition – Distributor Rotor	JR613	1	Denso Electronic Distributor
Ignition – Module	CM436	1	External 5 pin module
Sensor – Air Temperature – Inlet	CAT010	1	
Sensor – Coolant Temperature	CCS21	1	
Sensor – Exhaust Oxygen	COS730	1	Direct Fit 1 Wire With Flange
Sensor – Exhaust Oxygen – Universal	COS722	1	Universal 1 Wire With Flange
Sensor – Temperature Gauge	CTS150	1	
Sensor – Throttle Position	CTPS111	1	From 10/1994
Switch – Brake Light	CSL60	1	With Cruise Control
Switch – Brake Light	CSL59	1	Without Cruise Control
Switch – Oil Pressure Warning Light	CPS51	1	
Switch – Radiator Fan	CFS55	1	
Camry Vienta VDV10: VCV10 2/93-9/95 V6 Cyl 3.0L 3VZFE DOHC 24V EFI FWD			
Ignition – Coil – Standard	CC276	1	VDV10
Ignition – Coil – Standard	CC227	1	VCV10
Ignition – Distributor Cap	BD138	1	Denso Electronic Distributor
Ignition – Distributor Rotor	BD139	1	Denso Electronic Distributor
Ignition – Module	CM438	1	
Sensor – Coolant Temperature	CCS21	1	
Sensor – Exhaust Oxygen	COS730	2	Direct Fit 1 Wire With Flange
Sensor – Exhaust Oxygen – Universal	COS722	2	Universal 1 Wire With Flange
Sensor – Temperature Gauge	CTS110	1	
Switch – Brake Light	CSL60	1	With Cruise Control
Switch – Brake Light	CSL59	1	Without Cruise Control
Switch – Oil Pressure Warning Light	CPS51	1	
Switch – Radiator Fan	CFS55	1	
Camry SXV20R 8/97-8/02 4 Cyl 2.2L 5SFE DOHC 16V EFI FWD			
Ignition – Coil and Igniter	CC291	1	Cylinder 1 & 4
Ignition – Coil and Igniter	CC292	1	Cylinder 2 & 3
Sensor – Coolant Temperature	CCS21	1	
Sensor – Crankshaft	CSCA46	1	
Sensor – Exhaust Oxygen	COS774	1	Direct Fit 4 Wire With Flange
Sensor – Exhaust Oxygen – Universal	COS726	1	Universal 4 Wire With Flange
Sensor – Temperature Gauge	CTS154	1	
Switch – Oil Pressure Warning Light	CPS51	1	
Switch – Radiator Fan	CFS55	1	

APPLICATION GUIDE



Toyota	Part No	Qty	Notes
Camry MCV20R 8/97-8/02 V6 Cyl 3.0L 1MZFE DOHC 24V EFI FWD			
Ignition – Coil – Standard	CC329	1	Direct Fit 4 Wire Universal 4 Wire
Sensor – Coolant Temperature	CCS21	1	
Sensor – Crankshaft	CSCA133	1	
Sensor – Exhaust Oxygen	COS861	1	
Sensor – Exhaust Oxygen – Universal	COS724	1	
Sensor – Temperature Gauge	CTS154	1	
Switch – Radiator Fan	CFS75	1	
Camry ACV36R 9/02-6/06 4 Cyl 2.4L 2AZFE DOHC 16V MPFI FWD			
Sensor – Camshaft	CSCA103	1	Direct Fit 4 Wire: Front Manifold Universal 4 Wire: Front Eng Pipe
Sensor – Crankshaft	CSCA137	1	
Sensor – Exhaust Oxygen	COS895	1	
Sensor – Exhaust Oxygen – Universal	COS724	1	
Sensor – Knock Control	CKS121	1	
Sensor – Throttle Position	CTPS154	1	
Camry MCV36R 9/02-6/06 V6 Cyl 3.0L 1MZFE DOHC 24V MPFI FWD			
Ignition – Coil – Standard	CC329	6	Direct Fit 4 Wire: Front & Rear: From 1/2006 To 6/2006 Aisan
Sensor – Air Flow / MAF	CAF034	1	
Sensor – Camshaft	CSCA159	1	
Sensor – Coolant Temperature	CCS58	1	
Sensor – Crankshaft	CSCA133	1	
Sensor – Exhaust Oxygen	COS893	2	
Sensor – Throttle Position	CTPS154	1	
Camry ACV40R 7/06-on 4 Cyl 2.4L 2AZFE DOHC 16V MPFI FWD			
Sensor – Camshaft	CSCA103	1	
Sensor – Crankshaft	CSCA137	1	
Sensor – Knock Control	CKS121	1	
Celica TA22: TA23 11/71-6/76 4 Cyl 1.6L 2T OHV 8V Carb. RWD			
Ignition – Coil – Standard	CIC32R	1	Denso Points Distributor
Ignition – Coil – Heavy Duty Oil Filled Type	C80R	1	
Ignition – Coil – Heavy Duty Epoxy Type	CC254	1	
Ignition – Distributor Cap	JP534	1	
Ignition – Distributor Condenser	TC206	1	
Ignition – Distributor Points / Contact Set	S204V	1	
Ignition – Distributor Rotor	JR527	1	
Sensor – Temperature Gauge	CTS104	1	
Switch – Oil Pressure Warning Light	CPS24	1	
Celica RA23: RA28: RA40 6/76-10/81 4 Cyl 2.0L 18RC SOHC 8V Carb. RWD			
Ignition – Coil – Standard	CIC32R	1	Denso Points Distributor To 8/1979 From 8/1979
Ignition – Coil – Heavy Duty Oil Filled Type	C80R	1	
Ignition – Coil – Heavy Duty Epoxy Type	CC254	1	
Ignition – Distributor Cap	JP534	1	
Ignition – Distributor Points / Contact Set	S204V	1	
Ignition – Distributor Rotor	JR527	1	
Sensor – Temperature Gauge	CTS104	1	
Sensor – Temperature Gauge	CTS106	1	
Switch – Oil Pressure Warning Light	CPS24	1	

APPLICATION GUIDE



Toyota	Part No	Qty	Notes
Celica RA60 11/81-9/83 4 Cyl 2.0L 21RC SOHC 8V Carb. RWD			
Ignition – Coil – Standard	CC215	1	
Ignition – Distributor Cap	JP588	1	Denso Electronic Distributor
Ignition – Distributor Rotor	JR577	1	Denso Electronic Distributor
Ignition – Pickup / Trigger	CIT102	1	
Sensor – Temperature Gauge	CTS106	1	
Switch – Oil Pressure Warning Light	CPS23	1	
Celica SA63 10/83-9/84 4 Cyl 2.0L 2SC SOHC 8V Carb. RWD			
Ignition – Coil – Standard	CC217	1	
Ignition – Distributor Cap	JP580	1	Denso Electronic Distributor
Ignition – Distributor Rotor	JR573	1	Denso Electronic Distributor
Ignition – Module	CM402	1	
Ignition – Pickup / Trigger	CIT104	1	
Sensor – Temperature Gauge	CTS106	1	
Switch – Oil Pressure Warning Light	CPS23	1	
Celica RA65 10/84-12/85 4 Cyl 2.4L 22REC SOHC 8V EFI RWD			
Ignition – Coil – Standard	CC215	1	
Ignition – Distributor Cap	JP588	1	Denso Electronic Distributor
Ignition – Distributor Rotor	JR577	1	Denso Electronic Distributor
Ignition – Pickup / Trigger	CIT102	1	
Sensor – Coolant Temperature	CCS20	1	
Sensor – Temperature Gauge	CTS106	1	
Switch – Oil Pressure Warning Light	CPS23	1	
Celica ST162 (NZ Market) 1984-89 4 Cyl 2.0L 3SGEL DOHC 16V			
Ignition – Distributor Cap	JP700	1	Denso Electronic Distributor
Celica ST160 (NZ Market) 1985-87 4 Cyl 1.8L 1SIL			
Ignition – Distributor Cap	JP580	1	Denso Electronic Distributor
Ignition – Distributor Rotor	JR573	1	Denso Electronic Distributor
Celica ST162 Incl. SX 11/85-10/89 4 Cyl 2.0L 3SGE DOHC 16V EFI FWD			
Ignition – Coil – Standard	CC265	1	
Sensor – Coolant Temperature	CCS20	1	
Sensor – Exhaust Oxygen	COS730	1	Direct Fit 1 Wire With Flange
Sensor – Exhaust Oxygen – Universal	COS722	1	Universal 1 Wire With Flange
Sensor – Temperature Gauge	CTS106	1	
Switch – Radiator Fan	CFS24	1	
Celica AT160 (NZ Market) 1986-89 4 Cyl 1.6L 4AGEL			
Ignition – Distributor Cap	JP656	1	Denso Electronic Distributor
Ignition – Distributor Rotor	JR573	1	Denso Electronic Distributor
Celica ST162 ST 11/86-11/89 4 Cyl 2.0L 3SFE DOHC 16V EFI FWD			
Ignition – Coil – Standard	CC217	1	
Ignition – Distributor Rotor	JR613	1	Denso Electronic Distributor
Sensor – Coolant Temperature	CCS20	1	To 8/1988
Sensor – Coolant Temperature	CCS21	1	From 8/1988
Sensor – Exhaust Oxygen	COS730	1	Direct Fit 1 Wire With Flange
Sensor – Exhaust Oxygen – Universal	COS722	1	Universal 1 Wire With Flange
Sensor – Temperature Gauge	CTS110	1	
Sensor – Throttle Position	CTPS104	1	To 8/1987
Switch – Radiator Fan	CFS24	1	

APPLICATION GUIDE



Toyota	Part No	Qty	Notes
Celica ST182: ST183 (NZ Market) 1989-94 4 Cyl 2.0L 3SFE DOHC 16V			
Ignition – Coil – Standard	CC231	1	Denso Electronic Distributor
Ignition – Distributor Rotor	JR613	1	Denso Electronic Distributor
Celica ST184R 11/89-3/94 4 Cyl 2.2L 5SFE DOHC 16V EFI FWD			
Ignition – Coil – Standard	CC231	1	To 8/1991
Ignition – Coil – Standard	CC263	1	From 9/1991
Ignition – Distributor Cap	JP742	1	Denso Electronic Distributor: To 8/1991
Ignition – Distributor Cap	BD131	1	Denso Electronic Distributor: From 8/1991
Ignition – Distributor Rotor	JR649	1	Denso Electronic Distributor: To 8/1991
Ignition – Distributor Rotor	JR613	1	Denso Electronic Distributor: From 8/1991
Ignition – Module	CM437	1	To 8/1991
Ignition – Module	CM436	1	From 8/1991 To 11/1993
Sensor – Air Temperature – Inlet	CAT010	1	
Sensor – Coolant Temperature	CCS21	1	
Sensor – Exhaust Oxygen	COS730	1	Direct Fit 1 Wire With Flange
Sensor – Exhaust Oxygen – Universal	COS722	1	Universal 1 Wire With Flange
Sensor – Temperature Gauge	CTS110	1	To 8/1991
Sensor – Temperature Gauge	CTS106	1	From 8/1991 To 11/1992
Sensor – Temperature Gauge	CTS150	1	From 11/1992
Sensor – Throttle Position	CTPS153	1	Auto Transmission: To 8/1991
Sensor – Throttle Position	CTPS101	1	Manual Transmission: To 8/1991
Sensor – Throttle Position	CTPS111	1	From 8/1991
Switch – Oil Pressure Warning Light	CPS24	1	
Switch – Radiator Fan	CFS44	1	
Celica ST185R Turbo 3/90-12/92 4 Cyl 2.0L 3SGTE DOHC 16V EFI 4WD			
Ignition – Coil – Standard	CC265	1	To 8/1991
Ignition – Coil – Standard	CC231	1	From 8/1991
Ignition – Distributor Cap	JP810	1	Denso Electronic Distributor: To 8/1991
Ignition – Distributor Cap	JP730	1	Denso Electronic Distributor: From 8/1991
Ignition – Distributor Rotor	JR649	1	Denso Electronic Distributor
Ignition – Module	CM437	1	To 8/1991
Sensor – Coolant Temperature	CCS21	1	
Sensor – Exhaust Oxygen	COS735	1	Direct Fit 4 Wire With Flange
Sensor – Exhaust Oxygen – Universal	COS726	1	Universal 4 Wire With Flange
Sensor – Temperature Gauge	CTS110	1	To 8/1991
Sensor – Temperature Gauge	CTS106	1	From 8/1991 To 11/1992
Sensor – Temperature Gauge	CTS150	1	From 11/1992
Sensor – Throttle Position	CTPS153	1	From 8/1991
Switch – Oil Pressure Warning Light	CPS24	1	
Switch – Radiator Fan	CFS44	1	
Celica ST202: ST203 (NZ Market) 1993-99 4 Cyl 2.0L 3SFE			
Ignition – Distributor Cap	JP700	1	Denso Electronic Distributor

APPLICATION GUIDE



Toyota	Part No	Qty	Notes
Celica ST204R 3/94-11/99 4 Cyl 2.2L 5SFE DOHC 16V EFI FWD			
Ignition – Coil – Standard	CC263	1	
Ignition – Distributor Cap	BD131	1	Denso Electronic Distributor
Ignition – Distributor Rotor	JR613	1	Denso Electronic Distributor
Ignition – Module	CM436	1	
Sensor – Air Temperature – Inlet	CAT010	1	
Sensor – Coolant Temperature	CCS21	1	
Sensor – Exhaust Oxygen	COS778	1	Direct Fit 1 Wire With Flange
Sensor – Exhaust Oxygen – Universal	COS722	1	Universal 1 Wire With Flange
Sensor – Temperature Gauge	CTS150	1	To 8/1995
Sensor – Temperature Gauge	CTS154	1	From 8/1995
Switch – Oil Pressure Warning Light	CPS51	1	
Switch – Radiator Fan	CFS55	1	
Celica ST205R Turbo 5/94-12/94 4 Cyl 2.0L 3SGTE DOHC 16V EFI 4WD			
Ignition – Coil – Standard	CC280	1	
Ignition – Distributor Cap	JP730	1	Denso Electronic Distributor
Ignition – Distributor Rotor	JR649	1	Denso Electronic Distributor
Ignition – Module	CM436	1	
Sensor – Coolant Temperature	CCS21	1	
Sensor – Exhaust Oxygen	COS820	1	Direct Fit 4 Wire With Flange
Sensor – Exhaust Oxygen – Universal	COS726	1	Universal 4 Wire With Flange
Sensor – Temperature Gauge	CTS150	1	
Switch – Oil Pressure Warning Light	CPS51	1	
Switch – Radiator Fan	CFS55	1	
Celica ZTZ231 11/99-3/06 4 Cyl 1.8L 2ZZGE DOHC 16V MPFI FWD			
Ignition – Coil and Igniter	CC294	4	
Sensor – Air Flow / MAF	CAF034	1	
Sensor – Coolant Temperature	CCS21	1	
Sensor – Crankshaft	CSCA165	1	
Sensor – Exhaust Oxygen – Universal	COS724	1	Universal 4 Wire
Switch – Oil Pressure Warning Light	CPS51	1	
Coaster RU18 1968-73 4 Cyl 2.0L 5R OHV Carb. RWD			
Ignition – Coil – Standard	CIC32R	1	
Ignition – Coil – Heavy Duty Oil Filled Type	C80R	1	
Ignition – Coil – Heavy Duty Epoxy Type	CC254	1	
Ignition – Distributor Cap	JP516	1	Denso Points Distributor
Ignition – Distributor Condenser	TC205	1	Denso Points Distributor
Ignition – Distributor Points / Contact Set	S202V	1	Denso Points Distributor
Ignition – Distributor Rotor	JR513	1	Denso Points Distributor
Coaster RU19 1973-77 4 Cyl 2.0L 5R OHV Carb. RWD			
Ignition – Coil – Standard	CIC32R	1	
Ignition – Coil – Heavy Duty Oil Filled Type	C80R	1	
Ignition – Coil – Heavy Duty Epoxy Type	CC254	1	
Ignition – Distributor Cap	JP534	1	Denso Points Distributor
Ignition – Distributor Condenser	MC418	1	Denso Points Distributor
Ignition – Distributor Points / Contact Set	S204V	1	Denso Points Distributor
Ignition – Distributor Rotor	JR527	1	Denso Points Distributor

APPLICATION GUIDE



Toyota	Part No	Qty	Notes
Coaster RB11 8/77-8/80 4 Cyl 2.2L 20R SOHC 8V Carb. RWD			
Ignition – Coil – Standard	CIC32R	1	
Ignition – Coil – Heavy Duty Oil Filled Type	C80R	1	
Ignition – Coil – Heavy Duty Epoxy Type	CC254	1	
Ignition – Distributor Cap	JP546	1	Denso Points Distributor
Ignition – Distributor Condenser	BC556	1	Denso Points Distributor
Ignition – Distributor Points / Contact Set	S204V	1	Denso Points Distributor
Ignition – Distributor Rotor	JR527	1	Denso Points Distributor
Coaster RB13 1980-82 4 Cyl 2.4L 22R Carb. RWD			
Ignition – Coil – Standard	CIC32R	1	
Ignition – Coil – Heavy Duty Oil Filled Type	C80R	1	
Ignition – Coil – Heavy Duty Epoxy Type	CC254	1	
Ignition – Distributor Cap	JP588	1	Denso Points Distributor: From 1981
Ignition – Distributor Condenser	BC556	1	Denso Points Distributor: From 1981
Ignition – Distributor Points / Contact Set	S204V	1	Denso Points Distributor: From 1981
Ignition – Distributor Rotor	JR577	1	Denso Points Distributor: From 1981
Coaster RB20 1/82-6/92 4 Cyl 2.4L 22RC SOHC 8V Carb. RWD			
Ignition – Coil – Standard	CC215	1	
Ignition – Distributor Cap	JP588	1	Denso Electronic Distributor
Ignition – Distributor Rotor	JR577	1	Denso Electronic Distributor
Ignition – Pickup / Trigger	CIT102	1	
Sensor – Temperature Gauge	CTS106	1	
Switch – Oil Pressure Warning Light	CPS24	1	
Coaster BB20: BB21 Diesel 1/84-6/92 4 Cyl 3.4L 3B Di RWD			
Sensor – Temperature Gauge	CTS106	1	
Switch – Oil Pressure Warning Light	CPS24	1	
Coaster HB30 Diesel 1/87-12/90 6 Cyl 4.0L 2H Di RWD			
Sensor – Temperature Gauge	CTS106	1	
Switch – Oil Pressure Warning Light	CPS24	1	
Coaster HZB30: HZB50 Diesel 1/90-2/03 6 Cyl 4.2L OHC Di RWD			
Sensor – Temperature Gauge	CTS106	1	
Corolla KE10: KE11: KE15: KE16 6/67-6/69 4 Cyl 1.1L K OHV 8V Carb. RWD			
Ignition – Coil – Standard	CIC31	1	
Ignition – Coil – Heavy Duty Oil Filled Type	C80	1	
Ignition – Distributor Cap	JP516	1	Denso Points Distributor
Ignition – Distributor Condenser	TC205	1	Denso Points Distributor
Ignition – Distributor Points / Contact Set	S204V	1	Denso Points Distributor
Ignition – Distributor Rotor	JR513	1	Denso Points Distributor

APPLICATION GUIDE



Toyota	Part No	Qty	Notes
Corolla KE18: KE20: KE25: KE26 1/70-12/73 4 Cyl 1.2L 3K OHV 8V Carb. RWD			
Ignition – Coil – Standard	C1C31	1	
Ignition – Coil – Heavy Duty Oil Filled Type	C80	1	
Ignition – Distributor Cap	BH96	1	Bosch Points Distributor
Ignition – Distributor Cap	JP516	1	Denso Points Distributor
Ignition – Distributor Condenser	TC205	1	Denso Points Distributor
Ignition – Distributor Points / Contact Set	S11V	1	Bosch Points Distributor
Ignition – Distributor Points / Contact Set	S204V	1	Denso Points Distributor
Ignition – Distributor Rotor	BH73	1	Bosch Points Distributor
Ignition – Distributor Rotor	JR513	1	Denso Points Distributor
Corolla KE30: KE35: KE36: KE50 11/74-5/78 4 Cyl 1.2L 3KC OHV 8V Carb. RWD			
Ignition – Coil – Standard	C1C32R	1	
Ignition – Coil – Heavy Duty Oil Filled Type	C80R	1	
Ignition – Coil – Heavy Duty Epoxy Type	CC254	1	
Ignition – Distributor Cap	BH90	1	Bosch Points Distributor
Ignition – Distributor Cap	JP534	1	Denso Points Distributor
Ignition – Distributor Condenser	BC100	1	Bosch Points Distributor
Ignition – Distributor Condenser	TC205	1	Denso Points Distributor
Ignition – Distributor Points / Contact Set	S11V	1	Bosch Points Distributor
Ignition – Distributor Points / Contact Set	S204V	1	Denso Points Distributor
Ignition – Distributor Rotor	DR463	1	Bosch Points Distributor
Ignition – Distributor Rotor	JR513	1	Denso Points Distributor
Sensor – Temperature Gauge	CTS104	1	
Switch – Oil Pressure Warning Light	CPS24	1	
Corolla KE38: KE55: KE70 11/78-4/85 4 Cyl 1.3L 4KC OHV 8V Carb. RWD			
Ignition – Coil – Standard	C1C32R	1	
Ignition – Coil – Heavy Duty Oil Filled Type	C80R	1	
Ignition – Coil – Heavy Duty Epoxy Type	CC254	1	
Ignition – Distributor Cap	BH90	1	Bosch Points Distributor
Ignition – Distributor Cap	JP546	1	Denso Points Distributor
Ignition – Distributor Condenser	BC100	1	Bosch Points Distributor
Ignition – Distributor Condenser	TC205	1	Denso Points Distributor
Ignition – Distributor Points / Contact Set	S11V	1	Bosch Points Distributor
Ignition – Distributor Points / Contact Set	S204V	1	Denso Points Distributor
Ignition – Distributor Rotor	DR463	1	Bosch Points Distributor
Ignition – Distributor Rotor	JR527	1	Denso Points Distributor
Sensor – Temperature Gauge	CTS106	1	
Switch – Brake Light	CSL40	1	
Switch – Oil Pressure Warning Light	CPS24	1	
Corolla AE71: AE86 7/83-12/85 4 Cyl 1.6L 4AC SOHC 8V Carb. RWD			
Ignition – Coil – Standard	CC202	1	
Ignition – Distributor Cap	JP574	1	Denso Electronic Distributor
Ignition – Distributor Condenser	TC209	1	Denso Points Distributor
Ignition – Distributor Points / Contact Set	S214V	1	Denso Points Distributor
Ignition – Distributor Rotor	JR527	1	Denso Electronic Distributor
Sensor – Temperature Gauge	CTS106	1	AE71
Sensor – Temperature Gauge	CTS110	1	AE86
Switch – Radiator Fan	CFS24	1	

APPLICATION GUIDE



Toyota	Part No	Qty	Notes
Corolla AE82 (NZ Market) 1983-87 4 Cyl 1.6L 4AEL			
Ignition – Distributor Cap	JP656	1	Denso Electronic Distributor
Ignition – Distributor Rotor	JR573	1	Denso Electronic Distributor
Corolla AE80 (NZ Market) 1983-88 4 Cyl 1.3L 2A			
Ignition – Distributor Cap	JP574	1	Denso Points Distributor
Corolla AE82R (NZ Market) 1984-88 4 Cyl 1.6L 4AL SOHC 8V			
Ignition – Distributor Cap	JP574	1	Denso Points Distributor
Ignition – Distributor Cap	DR895	1	Denso Electronic Distributor
Corolla EE80 (NZ Market) 1985-87 4 Cyl 1.3L 2EL SOHC 8V			
Ignition – Coil – Standard	CC287	1	Denso Electronic Distributor
Ignition – Distributor Cap	JP534	1	Denso Electronic Distributor
Ignition – Distributor Rotor	JR527	1	Denso Electronic Distributor
Corolla AE80 4/85-5/89 4 Cyl 1.3L 2ALC SOHC 8V Carb. FWD			
Ignition – Coil – Standard	CC287	1	Bosch Electronic Distributor
Ignition – Distributor Cap	BH178	1	
Ignition – Distributor Rotor	BH121	1	
Sensor – Temperature Gauge	CTS104	1	
Switch – Oil Pressure Warning Light	CPS24	1	
Switch – Radiator Fan	CFS24	1	
Corolla AE82 Carb 4/85-5/89 4 Cyl 1.6L 4ALC SOHC 8V Carb. FWD			
Ignition – Coil – Standard	CC287	1	Bosch Electronic Distributor
Ignition – Distributor Cap	BH178	1	
Ignition – Distributor Rotor	BH121	1	
Sensor – Temperature Gauge	CTS104	1	
Switch – Oil Pressure Warning Light	CPS24	1	
Switch – Radiator Fan	CFS24	1	
Corolla AE82 EFI 9/86-5/89 4 Cyl 1.6L 4AGE DOHC 16V EFI FWD			
Ignition – Coil – Standard	CC215	1	Denso Electronic Distributor
Ignition – Distributor Cap	JP656	1	
Ignition – Distributor Rotor	JR573	1	Denso Electronic Distributor
Sensor – Air Temperature – Inlet	CAT010	1	From 11/1987
Sensor – Coolant Temperature	CCS20	1	
Sensor – Exhaust Oxygen	COS730	1	Direct Fit 1 Wire With Flange
Sensor – Exhaust Oxygen – Universal	COS722	1	Universal 1 Wire With Flange
Sensor – Temperature Gauge	CTS104	1	
Sensor – Throttle Position	CTPS153	1	From 10/1987
Switch – Radiator Fan	CFS24	1	
Corolla AE91 Carb. (NZ Market) 1987-89 4 Cyl 1.5L 5AFE DOHC 16V			
Ignition – Distributor Cap	DR895	1	Denso Electronic Distributor
Corolla AE95 (NZ Market) 1987-90 4 Cyl 1.6L 4AF 4WD			
Ignition – Distributor Cap	DR895	1	Denso Electronic Distributor
Ignition – Distributor Rotor	JR613	1	Denso Electronic Distributor

APPLICATION GUIDE



Toyota	Part No	Qty	Notes
Corolla EE90 (NZ Market) 1987-91 4 Cyl 1.3L 2E SOHC 8V			
Ignition – Coil – Standard	CC216	1	Denso Electronic Distributor
Ignition – Distributor Cap	JP534	1	Denso Electronic Distributor
Ignition – Distributor Rotor	JR613	1	Denso Electronic Distributor
Corolla EE90: EE96V: EE97 (NZ Market) 1987-91 4 Cyl 1.3L 2EE SOHC 12V EFi			
Ignition – Distributor Cap	JP534	1	Denso Electronic Distributor
Ignition – Distributor Rotor	JR527	1	Denso Electronic Distributor
Corolla AE95R 4/88-7/95 4 Cyl 1.6L 4AFE DOHC 16V EFi 4WD			
Ignition – Coil – Standard	CC217	1	
Ignition – Distributor Cap	JP722	1	Denso Electronic Distributor
Ignition – Distributor Rotor	JR613	1	Denso Electronic Distributor
Ignition – Module	CM402	1	
Sensor – Air Temperature – Inlet	CAT010	1	
Sensor – Coolant Temperature	CCS21	1	
Sensor – Exhaust Oxygen	COS730	1	Direct Fit 1 Wire With Flange: To 8/1989
Sensor – Exhaust Oxygen	COS782	1	Direct Fit 2 Wire With Flange: From 8/1989
Sensor – Exhaust Oxygen – Universal	COS722	1	Universal 1 Wire With Flange: To 8/1999
Sensor – Exhaust Oxygen – Universal	COS725	1	Universal 2 Wire With Flange: From 8/1989
Sensor – Temperature Gauge	CTS110	1	
Sensor – Throttle Position	CTPS104	1	
Switch – Radiator Fan	CFS63	1	
Valve – Idle Speed Control	CIA007	1	Manual Transmission: To 9/1993
Corolla AE92 Carb. (NZ Market) 1989-3/90 4 Cyl 1.4L 6AFC DOHC 16V			
Ignition – Coil – Standard	CC216	1	Denso Electronic Distributor
Ignition – Distributor Cap	DR895	1	Denso Electronic Distributor
Ignition – Distributor Rotor	JR613	1	Denso Electronic Distributor
Ignition – Module	CM418	1	Denso Electronic Distributor
Corolla AE92 Carb 6/89-9/94 4 Cyl 1.6L 4AFC DOHC 16V Carb. FWD			
Ignition – Coil – Standard	CC216	1	To 3/1990
Ignition – Distributor Cap	DR895	1	Denso Electronic Distributor: To 3/1990
Ignition – Distributor Cap	BH178	1	Bosch Electronic Distributor: From 3/1990
Ignition – Distributor Rotor	JR613	1	Denso Electronic Distributor: To 3/1990
Ignition – Distributor Rotor	BH121	1	Bosch Electronic Distributor: From 3/1990
Ignition – Module	CM418	1	From 3/1990 To 6/1991
Ignition – Pickup / Trigger	CIT103	1	To 3/1990
Sensor – Coolant Temperature	CCS21	1	
Sensor – Temperature Gauge	CTS110	1	
Switch – Oil Pressure Warning Light	CPS37	1	
Switch – Radiator Fan	CFS63	1	

APPLICATION GUIDE



Toyota	Part No	Qty	Notes
Corolla AE90 7/89-11/92 4 Cyl 1.4L 6AFC DOHC 16V Carb. FWD			
Ignition – Coil – Standard	CC216	1	To 3/1990
Ignition – Distributor Cap	DR895	1	Denso Electronic Distributor: To 3/1990
Ignition – Distributor Rotor	JR613	1	Denso Electronic Distributor: To 3/1990
Ignition – Module	CM418	1	From 3/1990 To 6/1991
Ignition – Pickup / Trigger	CIT103	1	To 3/1990
Sensor – Temperature Gauge	CTS110	1	
Switch – Oil Pressure Warning Light	CPS37	1	
Switch – Radiator Fan	CFS32	1	
Corolla AE92 EFI 7/89-9/94 4 Cyl 1.6L 4AGE DOHC 16V EFI FWD			
Ignition – Distributor Cap	JP708	1	Denso Electronic Distributor: From 7/1992
Ignition – Distributor Rotor	JR613	1	Denso Electronic Distributor: From 7/1992
Ignition – Module	CM437	1	
Sensor – Air Temperature – Inlet	CAT010	1	
Sensor – Coolant Temperature	CCS21	1	
Sensor – Exhaust Oxygen	COS730	1	Direct Fit 1 Wire With Flange
Sensor – Exhaust Oxygen – Universal	COS722	1	Universal 1 Wire With Flange
Sensor – Temperature Gauge	CTS110	1	
Switch – Radiator Fan	CFS63	1	
Corolla AE92 Carb. (NZ Market) 3/90-92 4 Cyl 1.4L 6AFC DOHC 16V			
Ignition – Distributor Cap	BH178	1	Bosch Electronic Distributor
Ignition – Distributor Rotor	BH121	1	Bosch Electronic Distributor
Ignition – Module	CM418	1	Bosch Electronic Distributor
Corolla EE101 (NZ Market) 1991-94 4 Cyl 1.3L 4EFE DOHC 16V			
Ignition – Coil – Standard	CC216	1	Denso Electronic Distributor
Ignition – Distributor Cap	BD112	1	Denso Electronic Distributor
Ignition – Distributor Rotor	JR613	1	Denso Electronic Distributor
Corolla AE92 EFI 7/91-9/94 4 Cyl 1.6L 4AFE DOHC 16V EFI FWD			
Ignition – Coil – Standard	CC217	1	
Ignition – Distributor Cap and Leads	JP801	1	Denso Electronic Distributor: To 3/1993
Ignition – Distributor Rotor	JR613	1	Denso Electronic Distributor: To 3/1993
Sensor – Air Temperature – Inlet	CAT010	1	
Sensor – Coolant Temperature	CCS21	1	
Sensor – Exhaust Oxygen	COS730	1	Direct Fit 1 Wire With Flange
Sensor – Exhaust Oxygen – Universal	COS722	1	Universal 1 Wire With Flange
Sensor – Temperature Gauge	CTS110	1	
Switch – Oil Pressure Warning Light	CPS23	1	
Switch – Radiator Fan	CFS24	1	
Corolla AE101 (NZ Market) 1991-94 4 Cyl 1.6L 4AGE DOHC 16V			
Ignition – Distributor Cap	JP574	1	Denso Electronic Distributor
Corolla AE100 (NZ Market) 1991-97 4 Cyl 1.5L 5AFE DOHC 16V			
Ignition – Distributor Cap	BD112	1	Denso Electronic Distributor

APPLICATION GUIDE



Toyota	Part No	Qty	Notes
Corolla AE93 11/92-9/94 4 Cyl 1.8L 7AFE DOHC 16V MPFi FWD			
Ignition – Coil – Standard	CC216	1	To 7/1994
Ignition – Distributor Cap	BD112	1	Denso Electronic Distributor
Ignition – Distributor Rotor	JR613	1	Denso Electronic Distributor
Sensor – Air Temperature – Inlet	CAT010	1	
Sensor – Coolant Temperature	CCS21	1	
Sensor – Exhaust Oxygen	COS730	1	Direct Fit 1 Wire With Flange
Sensor – Exhaust Oxygen – Universal	COS722	1	Universal 1 Wire With Flange
Sensor – Oil Pressure Gauge	CPS26	1	
Sensor – Temperature Gauge	CTS154	1	
Switch – Oil Pressure Warning Light	CPS51	1	
Switch – Radiator Fan	CFS63	1	
Corolla EE100 (NZ Market) 1992-96 4 Cyl 1.3L 2EL SOHC 8V			
Ignition – Coil – Standard	CC216	1	Denso Electronic Distributor
Ignition – Distributor Cap	JP534	1	Denso Electronic Distributor
Ignition – Distributor Rotor	JR613	1	Denso Electronic Distributor
Corolla EE103: EE104 (NZ Market) 1994-98 4 Cyl 1.5L 5EFE			
Ignition – Distributor Cap	BD112	1	Denso Electronic Distributor
Ignition – Distributor Rotor	JR613	1	Denso Electronic Distributor
Corolla AE101R 9/94-7/00 4 Cyl 1.6L 4AFE DOHC 16V EFI FWD			
Ignition – Coil – Standard	CC216	1	To 12/1996
Ignition – Distributor Cap	BD112	1	Denso Electronic Distributor
Ignition – Distributor Rotor	JR613	1	Denso Electronic Distributor
Sensor – Air Temperature – Inlet	CAT010	1	
Sensor – Coolant Temperature	CCS21	1	
Sensor – Exhaust Oxygen	COS775	1	Direct Fit 2 Wire With Flange
Sensor – Exhaust Oxygen – Universal	COS725	1	Universal 2 Wire With Flange
Sensor – Temperature Gauge	CTS154	1	
Sensor – Throttle Position	CTPS111	1	
Switch – Brake Light	CSL59	1	
Switch – Radiator Fan	CFS63	1	
Corolla AE102X: AE102R: AE112R Incl. Turbo 9/94-12/01 4 Cyl 1.8L 7AFE DOHC 16V MPFi FWD			
Ignition – Coil – Standard	CC216	1	
Ignition – Distributor Cap	BD112	1	Denso Electronic Distributor: To 9/1998
Ignition – Distributor Rotor	JR613	1	Denso Electronic Distributor: To 9/1998
Sensor – Air Temperature – Inlet	CAT010	1	
Sensor – Coolant Temperature	CCS21	1	
Sensor – Exhaust Oxygen	COS775	1	Direct Fit 2 Wire With Flange
Sensor – Exhaust Oxygen – Universal	COS725	1	Universal 2 Wire With Flange
Sensor – Temperature Gauge	CTS154	1	
Sensor – Throttle Position	CTPS111	1	
Switch – Brake Light	CSL59	1	
Switch – Radiator Fan	CFS63	1	
Corolla AE111 (NZ Market) 1995-01 4 Cyl 1.6L 4AFE DOHC 16V			
Ignition – Distributor Cap	BD112	1	Denso Electronic Distributor

APPLICATION GUIDE



Toyota	Part No	Qty	Notes
Corolla ZZE122 12/01-on 4 Cyl 1.8L 1ZZFE DOHC 16V MPFI FWD			
Ignition – Coil and Igniter	CC295	4	Sedan and Wagon
Sensor – Air Flow / MAF	CAF034	1	
Sensor – Camshaft	CSCA103	1	
Sensor – Coolant Temperature	CCS21	1	
Sensor – Crankshaft	CSCA29	1	
Switch – Oil Pressure Warning Light	CPS51	1	
Corolla ZZE123 5/03-4/06 4 Cyl 1.8L 2ZZGE DOHC 16V MPFI FWD			
Ignition – Coil and Igniter	CC294	4	To 10/2005
Sensor – Air Flow / MAF	CAF034	1	
Sensor – Coolant Temperature	CCS21	1	
Sensor – Crankshaft	CSCA165	1	
Sensor – Knock Control	CKS121	1	
Corolla ZRE152R 5/07-on 4 Cyl 1.8L 2ZRFE DOHC 16V MPFI FWD			
Sensor – Crankshaft	CSCA147	1	No 1
Sensor – Knock Control	CKS121	1	
Switch – Oil Pressure Warning Light	CPS51	1	
Corona RT40 11/64-6/69 4 Cyl 1.5L 2R OHV 8V Carb. RWD			
Ignition – Coil – Standard	CIC31	1	Denso Points Distributor
Ignition – Coil – Heavy Duty Oil Filled Type	C80	1	
Ignition – Distributor Cap	JP516	1	
Ignition – Distributor Condenser	TC205	1	
Ignition – Distributor Points / Contact Set	S202V	1	
Ignition – Distributor Rotor	JR513	1	
Sensor – Temperature Gauge	CTS104	1	
Switch – Oil Pressure Warning Light	CPS23	1	
Corona RT40 9/66-8/68 4 Cyl 1.6L 4R OHV 8V Carb. RWD			
Ignition – Coil – Standard	CIC31	1	Lucas Points Distributor
Ignition – Coil – Heavy Duty Oil Filled Type	C80	1	
Ignition – Distributor Cap	BD278	1	
Ignition – Distributor Condenser	LC103	1	
Ignition – Distributor Points / Contact Set	L19V	1	
Ignition – Distributor Rotor	BD256	1	
Sensor – Temperature Gauge	CTS104	1	
Switch – Oil Pressure Warning Light	CPS23	1	
Corona RT72: RT80: RT81 8/69-2/74 4 Cyl 1.5L 2R: 1.6L 12R: 1.9L 8R SOHC 8V Carb. RWD			
Ignition – Coil – Standard	CIC31	1	Denso Points Distributor
Ignition – Coil – Heavy Duty Oil Filled Type	C80	1	
Ignition – Distributor Cap	JP516	1	
Ignition – Distributor Condenser	TC205	1	
Ignition – Distributor Points / Contact Set	S202V	1	
Ignition – Distributor Rotor	JR513	1	
Sensor – Temperature Gauge	CTS104	1	
Switch – Oil Pressure Warning Light	CPS23	1	

APPLICATION GUIDE



Toyota	Part No	Qty	Notes
Corona MX10 Mk.II: MX13: MX22 Mk.II: MX23 7/72-12/77 6 Cyl 2.0L M: 2.3L 2M: 2.6L 4M Carb. RWD			
Ignition – Coil – Standard	CIC32R	1	
Ignition – Coil – Heavy Duty Oil Filled Type	C80R	1	
Ignition – Coil – Heavy Duty Epoxy Type	CC254	1	
Ignition – Distributor Cap	JP514	1	Denso Points Distributor
Ignition – Distributor Condenser	TC205	1	Denso Points Distributor
Ignition – Distributor Points / Contact Set	S204V	1	Denso Points Distributor
Ignition – Distributor Rotor	JR507	1	Denso Points Distributor
Sensor – Temperature Gauge	CTS104	1	
Switch – Oil Pressure Warning Light	CPS23	1	
Corona RT104: RT118 3/74-9/79 4 Cyl 2.0L 18RC SOHC 8V Carb. RWD			
Ignition – Coil – Standard	CIC32R	1	
Ignition – Coil – Heavy Duty Oil Filled Type	C80R	1	
Ignition – Coil – Heavy Duty Epoxy Type	CC254	1	
Ignition – Distributor Cap	BH96	1	Bosch Points Distributor
Ignition – Distributor Cap	JP534	1	Denso Points Distributor
Ignition – Distributor Condenser	BC100	1	Bosch Points Distributor
Ignition – Distributor Condenser	TC205	1	Denso Points Distributor
Ignition – Distributor Points / Contact Set	S11V	1	Bosch Points Distributor
Ignition – Distributor Points / Contact Set	S204V	1	Denso Points Distributor
Ignition – Distributor Rotor	BH73	1	Bosch Points Distributor
Ignition – Distributor Rotor	JR527	1	Denso Points Distributor
Sensor – Temperature Gauge	CTS104	1	
Switch – Oil Pressure Warning Light	CPS23	1	
Corona XT130 10/79-7/83 4 Cyl 1.9L Starfire OHV 8V Carb. RWD			
Ignition – Coil – Standard	CIC32R	1	
Ignition – Coil – Heavy Duty Oil Filled Type	C80R	1	
Ignition – Coil – Heavy Duty Epoxy Type	CC254	1	
Ignition – Distributor Cap	BH90	1	Bosch Points Distributor
Ignition – Distributor Condenser	BC100	1	Bosch Points Distributor
Ignition – Distributor Points / Contact Set	S11V	1	Bosch Points Distributor
Ignition – Distributor Rotor	DR463	1	Bosch Points Distributor
Switch – Oil Pressure Warning Light	CPS30	1	
Corona RT132 1/80-12/81 4 Cyl 2.0L 18RC SOHC 8V Carb. RWD			
Ignition – Coil – Standard	CIC32R	1	
Ignition – Coil – Heavy Duty Oil Filled Type	C80R	1	
Ignition – Coil – Heavy Duty Epoxy Type	CC254	1	
Ignition – Distributor Cap	JP534	1	Denso Points Distributor
Ignition – Distributor Condenser	TC205	1	Denso Points Distributor
Ignition – Distributor Points / Contact Set	S204V	1	Denso Points Distributor
Ignition – Distributor Rotor	JR527	1	Denso Points Distributor
Sensor – Temperature Gauge	CTS106	1	
Switch – Oil Pressure Warning Light	CPS24	1	
Corona RT133 1/82-8/82 4 Cyl 2.0L 21RC SOHC 8V Carb. RWD			
Ignition – Coil – Standard	CC215	1	
Ignition – Distributor Cap	JP534	1	Denso Points Distributor
Ignition – Distributor Points / Contact Set	S204V	1	Denso Points Distributor
Ignition – Distributor Rotor	JR527	1	Denso Points Distributor
Ignition – Pickup / Trigger	CIT102	1	
Sensor – Temperature Gauge	CTS106	1	
Switch – Oil Pressure Warning Light	CPS24	1	

APPLICATION GUIDE



Toyota	Part No	Qty	Notes
Corona TT141R (NZ Market) 1982-85 4 Cyl 1.7L 3T			
Ignition – Coil – Standard	CC211	1	Denso Points Distributor
Ignition – Distributor Cap	JP534	1	Denso Points Distributor
Ignition – Distributor Condenser	TC206	1	Denso Points Distributor
Ignition – Distributor Points / Contact Set	S204V	1	Denso Points Distributor
Ignition – Distributor Rotor	JR527	1	Denso Points Distributor
Corona ST141 8/83-4/87 4 Cyl 2.0L 2SC SOHC 8V Carb. RWD			
Ignition – Coil – Standard	CC217	1	To 10/1985
Ignition – Coil – Standard	CC216	1	From 10/1985
Ignition – Distributor Cap	JP580	1	Denso Electronic Distributor: To 10/1985
Ignition – Distributor Cap and Leads	JP803	1	Denso Electronic Distributor: From 10/1985
Ignition – Distributor Rotor	JR573	1	Denso Electronic Distributor: To 10/1985
Ignition – Distributor Rotor	JR613	1	Denso Electronic Distributor: From 10/1985
Ignition – Module	CM402	1	
Sensor – Temperature Gauge	CTS106	1	
Switch – Brake Light	CSL40	1	Without Cruise Control
Switch – Oil Pressure Warning Light	CPS24	1	
Corona ST150 (NZ Market) 1983-88 4 Cyl 1.8L 1S SOHC Carb.			
Ignition – Coil – Standard	CC211	1	Denso Electronic Distributor
Ignition – Distributor Cap	JP580	1	Denso Electronic Distributor
Ignition – Distributor Rotor	JR573	1	Denso Electronic Distributor
Corona RT142 11/84-4/87 4 Cyl 2.4L 22RE SOHC 8V EFI RWD			
Ignition – Coil – Standard	CC215	1	
Ignition – Distributor Cap	JP588	1	Denso Electronic Distributor
Ignition – Distributor Rotor	JR577	1	Denso Electronic Distributor
Ignition – Module	CM479	1	From 10/1985 To 12/1986
Ignition – Pickup / Trigger	CIT102	1	To 10/1985
Sensor – Coolant Temperature	CCS20	1	
Sensor – Exhaust Oxygen	COS730	1	Direct Fit 1 Wire With Flange
Sensor – Exhaust Oxygen – Universal	COS722	1	Universal 1 Wire With Flange
Sensor – Temperature Gauge	CTS106	1	
Sensor – Throttle Position	CTPS101	1	To 10/1985
Switch – Brake Light	CSL40	1	Without Cruise Control
Switch – Oil Pressure Warning Light	CPS24	1	
Corona ST160 (NZ Market) 1985-90 4 Cyl 1.8L 1S			
Ignition – Distributor Cap	JP580	1	Denso Electronic Distributor
Ignition – Distributor Rotor	JR573	1	Denso Electronic Distributor
Corona ST151R (NZ Market) 1986-88 4 Cyl 2.0L 2SEL SOHC 8V			
Ignition – Coil – Standard	CC217	1	Denso Electronic Distributor
Ignition – Distributor Cap	JP580	1	Denso Electronic Distributor
Ignition – Distributor Rotor	JR573	1	Denso Electronic Distributor
Corona ST170 (NZ Market) 1987-90 4 Cyl 1.8L 4SFI DOHC			
Ignition – Coil – Standard	CC265	1	Denso Electronic Distributor
Ignition – Distributor Rotor	JR613	1	Denso Electronic Distributor

APPLICATION GUIDE



Toyota	Part No	Qty	Notes
Corona ST171 (NZ Market) 1987-92 4 Cyl 2.0L 3SGE DOHC 16V			
Ignition – Distributor Cap	JP700	1	To 11/1989
Ignition – Distributor Cap	JP810	1	From 11/1989
Ignition – Distributor Rotor	JR573	1	To 11/1989
Ignition – Distributor Rotor	JR649	1	From 11/1989
Corona ST171 Carb. (NZ Market) 1987-92 4 Cyl 2.0L 3SF DOHC 16V			
Ignition – Distributor Cap	DR895	1	Denso Electronic Distributor
Corona ST191 (NZ Market) 1990-96 4 Cyl 2.0L 3SFE DOHC			
Ignition – Coil – Standard	CC263	1	Denso Electronic Distributor
Ignition – Distributor Cap	BD131	1	Denso Electronic Distributor
Ignition – Distributor Rotor	JR613	1	Denso Electronic Distributor
Corona ST190 (NZ Market) 1992-94 4 Cyl 1.8L 4SFE DOHC			
Ignition – Distributor Rotor	JR613	1	Denso Electronic Distributor
Corona AT211 (NZ Market) 1996-97 4 Cyl 1.8L 7A-FE			
Ignition – Distributor Cap	BD112	1	Denso Electronic Distributor
Ignition – Distributor Rotor	JR613	1	Denso Electronic Distributor
Cressida MX32: MX36 3/77-12/80 6 Cyl 2.6L 4M SOHC 12V Carb. RWD			
Ignition – Coil – Standard	CIC32R	1	
Ignition – Coil – Heavy Duty Oil Filled Type	C80R	1	
Ignition – Coil – Heavy Duty Epoxy Type	CC254	1	
Ignition – Distributor Cap	JP514	1	Denso Points Distributor: To 8/1979
Ignition – Distributor Cap	JP626	1	Denso Points Distributor: From 8/1979
Ignition – Distributor Condenser	TC210	1	Denso Points Distributor
Ignition – Distributor Points / Contact Set	S204V	1	Denso Points Distributor
Ignition – Distributor Rotor	JR507	1	Denso Points Distributor: To 8/1979
Ignition – Distributor Rotor	JR597	1	Denso Points Distributor: From 8/1979
Sensor – Temperature Gauge	CTS104	1	To 8/1979
Sensor – Temperature Gauge	CTS106	1	From 8/1979
Switch – Oil Pressure Warning Light	CPS23	1	
Cressida MX62 2/81-10/85 6 Cyl 2.8L 5ME SOHC 12V EFI RWD			
Ignition – Coil – Standard	CC215	1	
Ignition – Distributor Cap	JP626	1	Denso Electronic Distributor: To 8/1983
Ignition – Distributor Cap	JP554	1	Denso Electronic Distributor: From 8/1983
Ignition – Distributor Rotor	JR597	1	Denso Electronic Distributor: To 8/1983
Ignition – Distributor Rotor	JR543	1	Denso Electronic Distributor: From 8/1983
Sensor – Coolant Temperature	CCS20	1	
Sensor – Temperature Gauge	CTS106	1	
Sensor – Throttle Position	CTPS102	1	
Switch – Oil Pressure Warning Light	CPS24	1	

APPLICATION GUIDE



Toyota	Part No	Qty	Notes
Cressida MX73 SOHC 11/84-10/85 6 Cyl 2.8L 5ME SOHC 12V EFi RWD			
Ignition – Coil – Standard	CC215	1	
Ignition – Distributor Cap	JP554	1	Denso Electronic Distributor
Ignition – Distributor Rotor	JR543	1	Denso Electronic Distributor
Sensor – Coolant Temperature	CCS20	1	
Sensor – Exhaust Oxygen	COS730	1	Direct Fit 1 Wire With Flange
Sensor – Exhaust Oxygen – Universal	COS722	1	Universal 1 Wire With Flange
Sensor – Temperature Gauge	CTS106	1	
Sensor – Throttle Position	CTPS102	1	
Switch – Oil Pressure Warning Light	CPS23	1	
Switch – Radiator Fan	CFS43	1	
Cressida MX73 DOHC 11/85-12/88 6 Cyl 2.8L 5MGE DOHC 24V MPFi RWD			
Ignition – Coil – Standard	CC215	1	
Ignition – Distributor Cap	JP702	1	Denso Electronic Distributor
Ignition – Distributor Rotor	JR575	1	Denso Electronic Distributor
Sensor – Coolant Temperature	CCS20	1	
Sensor – Exhaust Oxygen	COS730	1	Direct Fit 1 Wire With Flange
Sensor – Exhaust Oxygen – Universal	COS722	1	Universal 1 Wire With Flange
Sensor – Temperature Gauge	CTS106	1	
Switch – Oil Pressure Warning Light	CPS23	1	
Switch – Radiator Fan	CFS43	1	
Cressida MX83R 10/88-1/93 6 Cyl 3.0L 7MGE DOHC 24V MPFi RWD			
Ignition – Coil – Standard	CC288	1	
Ignition – Distributor Cap	JP582	1	Denso Electronic Distributor
Ignition – Distributor Rotor	DR839	1	Denso Electronic Distributor
Sensor – Coolant Temperature	CCS21	1	
Sensor – Exhaust Oxygen	COS730	1	Direct Fit 1 Wire With Flange
Sensor – Exhaust Oxygen – Universal	COS722	1	Universal 1 Wire With Flange
Sensor – Temperature Gauge	CTS106	1	
Switch – Brake Light	CSL56	1	With Cruise Control
Switch – Brake Light	CSL47	1	Without Cruise Control
Switch – Oil Pressure Warning Light	CPS23	1	
Switch – Radiator Fan	CFS43	1	
Crown RS40 1963-66 4 Cyl 1.9L 3R SOHC 8V Carb. RWD			
Ignition – Coil – Standard	CIC31	1	
Ignition – Coil – Heavy Duty Oil Filled Type	C80	1	
Ignition – Distributor Cap	JP516	1	Denso Points Distributor: From 1964
Ignition – Distributor Condenser	TC205	1	Denso Points Distributor
Ignition – Distributor Points / Contact Set	S202V	1	Denso Points Distributor
Ignition – Distributor Rotor	JR507	1	Denso Points Distributor: To 1964
Ignition – Distributor Rotor	JR513	1	Denso Points Distributor: From 1964
Crown MS41: MS47 3/66-12/66 6 Cyl 2.0L M SOHC 12V Carb. RWD			
Ignition – Coil – Standard	CIC32R	1	
Ignition – Coil – Heavy Duty Oil Filled Type	C80R	1	
Ignition – Coil – Heavy Duty Epoxy Type	CC254	1	
Ignition – Distributor Cap	JP514	1	Denso Points Distributor
Ignition – Distributor Condenser	TC205	1	Denso Points Distributor
Ignition – Distributor Points / Contact Set	S204V	1	Denso Points Distributor
Ignition – Distributor Rotor	JR507	1	Denso Points Distributor

APPLICATION GUIDE



Toyota	Part No	Qty	Notes
Crown MS45: MS55 2/67-71 6 Cyl 2.3L 2M SOHC 12V Carb. RWD			
Ignition – Coil – Standard	CIC32R	1	
Ignition – Coil – Heavy Duty Oil Filled Type	C80R	1	
Ignition – Coil – Heavy Duty Epoxy Type	CC254	1	
Ignition – Distributor Cap	JP514	1	Denso Points Distributor
Ignition – Distributor Condenser	TC205	1	Denso Points Distributor
Ignition – Distributor Points / Contact Set	S204V	1	Denso Points Distributor
Ignition – Distributor Rotor	JR507	1	Denso Points Distributor
Crown MS65: MS83: MS85 1971-12/80 6 Cyl 2.6L 4M SOHC 12V Carb. RWD			
Ignition – Coil – Standard	CIC32R	1	
Ignition – Coil – Heavy Duty Oil Filled Type	C80R	1	
Ignition – Coil – Heavy Duty Epoxy Type	CC254	1	
Ignition – Distributor Cap	JP514	1	Denso Points Distributor
Ignition – Distributor Condenser	TC205	1	Denso Points Distributor
Ignition – Distributor Condenser	LC103	1	Lucas Points Distributor
Ignition – Distributor Points / Contact Set	S204V	1	Denso Points Distributor
Ignition – Distributor Points / Contact Set	L19V	1	Lucas Points Distributor
Ignition – Distributor Rotor	JR507	1	Denso Points Distributor
Sensor – Temperature Gauge	CTS104	1	
Switch – Oil Pressure Warning Light	CPS23	1	
Crown MS112 10/80-9/83 6 Cyl 2.8L 5ME SOHC 12V EFI RWD			
Ignition – Coil – Standard	CC215	1	
Ignition – Distributor Cap	JP626	1	Denso Electronic Distributor
Ignition – Distributor Rotor	JR597	1	Denso Electronic Distributor
Sensor – Coolant Temperature	CCS20	1	
Sensor – Temperature Gauge	CTS106	1	
Sensor – Throttle Position	CTPS102	1	
Switch – Oil Pressure Warning Light	CPS23	1	
Crown MS123 SOHC 10/83-11/85 6 Cyl 2.8L 5ME SOHC 12V EFI RWD			
Ignition – Coil – Standard	CC215	1	
Ignition – Distributor Cap	JP554	1	Denso Electronic Distributor
Sensor – Coolant Temperature	CCS20	1	
Sensor – Exhaust Oxygen	COS730	1	Direct Fit 1 Wire With Flange
Sensor – Exhaust Oxygen – Universal	COS722	1	Universal 1 Wire With Flange
Sensor – Temperature Gauge	CTS106	1	
Switch – Oil Pressure Warning Light	CPS23	1	
Crown MS123 DOHC 12/85-5/88 6 Cyl 2.8L 5MGE DOHC 12V MPFi RWD			
Ignition – Coil – Standard	CC215	1	
Ignition – Distributor Cap	JP702	1	Denso Electronic Distributor
Ignition – Distributor Rotor	JR575	1	Denso Electronic Distributor
Sensor – Coolant Temperature	CCS20	1	
Sensor – Exhaust Oxygen	COS730	1	Direct Fit 1 Wire With Flange
Sensor – Exhaust Oxygen – Universal	COS722	1	Universal 1 Wire With Flange
Sensor – Temperature Gauge	CTS106	1	
Switch – Oil Pressure Warning Light	CPS23	1	
Switch – Radiator Fan	CFS43	1	
Cynos EL44: EL54 (NZ Market) 1991-98 4 Cyl 1.5L 5EFE DOHC 16V			
Ignition – Distributor Cap	BD112	1	Denso Electronic Distributor
Ignition – Distributor Rotor	JR613	1	Denso Electronic Distributor

APPLICATION GUIDE



Toyota	Part No	Qty	Notes
Dyna RU10: RU12: RU15: RU19 1969-77 4 Cyl 2.0L 5R OHV Carb. RWD			
Ignition – Coil – Standard	C1C31	1	To 1973
Ignition – Coil – Standard	C1C32R	1	From 1973
Ignition – Coil – Heavy Duty Oil Filled Type	C80	1	To 1973
Ignition – Coil – Heavy Duty Oil Filled Type	C80R	1	From 1973
Ignition – Coil – Heavy Duty Epoxy Type	CC254	1	From 1973
Ignition – Distributor Cap	JP516	1	Denso Points Distributor: To 1976
Ignition – Distributor Cap	JP534	1	Denso Points Distributor: From 1976
Ignition – Distributor Condenser	TC205	1	Denso Points Distributor: To 1976
Ignition – Distributor Condenser	TC206	1	Denso Points Distributor: From 1976
Ignition – Distributor Points / Contact Set	S202V	1	Denso Points Distributor: To 1976
Ignition – Distributor Points / Contact Set	S204V	1	Denso Points Distributor: From 1976
Ignition – Distributor Rotor	JR513	1	Denso Points Distributor: To 1976
Ignition – Distributor Rotor	JR527	1	Denso Points Distributor: From 1976
Dyna BU20 Diesel 1976-84 4 Cyl 3.0L B Di RWD			
Sensor – Temperature Gauge	CTS106	1	
Switch – Oil Pressure Warning Light	CPS24	1	
Dyna HU40 Diesel 1976-84 6 Cyl 4.0L 2H Di RWD			
Sensor – Temperature Gauge	CTS106	1	
Switch – Oil Pressure Warning Light	CPS24	1	
Dyna RU20: RU25: RU30 1977-84 4 Cyl 2.0L 5R OHV Carb. RWD			
Ignition – Coil – Standard	C1C32R	1	
Ignition – Coil – Heavy Duty Oil Filled Type	C80R	1	
Ignition – Coil – Heavy Duty Epoxy Type	CC254	1	
Ignition – Distributor Cap	JP534	1	Denso Points Distributor
Ignition – Distributor Condenser	TC206	1	Denso Points Distributor
Ignition – Distributor Points / Contact Set	S204V	1	Denso Points Distributor
Ignition – Distributor Rotor	JR527	1	Denso Points Distributor
Sensor – Temperature Gauge	CTS106	1	
Switch – Oil Pressure Warning Light	CPS24	1	
Dyna 100 YH81R 11/85-6/95 4 Cyl 1.8L 2YC OHV Carb. RWD			
Ignition – Coil – Standard	CC217	1	From 9/1991
Ignition – Coil – Standard	C1C32R	1	Denso Points Distributor: To 1993
Ignition – Coil – Heavy Duty Oil Filled Type	C80R	1	Denso Points Distributor: To 1993
Ignition – Coil – Heavy Duty Epoxy Type	CC254	1	Denso Points Distributor: To 1993
Ignition – Distributor Cap	JP546	1	Denso Points Distributor: To 1993
Ignition – Distributor Condenser	TC209	1	Denso Points Distributor: To 1993
Ignition – Distributor Points / Contact Set	S204V	1	Denso Points Distributor: To 1993
Ignition – Distributor Rotor	JR527	1	Denso Points Distributor: To 1993
Ignition – Module	CM402	1	From 9/1991
Ignition – Pickup / Trigger	CIT104	1	From 9/1991
Sensor – Temperature Gauge	CTS106	1	
Switch – Oil Pressure Warning Light	CPS24	1	
Dyna 100 LH80R Diesel 11/85-4/91 4 Cyl 2.4L 2L SOHC 8V Di RWD			
Sensor – Temperature Gauge	CTS106	1	
Switch – Oil Pressure Warning Light	CPS23	1	
Dyna 100 LY220R Diesel 9/01-4/05 4 Cyl 3.0L 5L SOHC 8V Di RWD			
Sensor – Temperature Gauge	CTS150	1	

APPLICATION GUIDE



Toyota	Part No	Qty	Notes
Dyna 150 LY60R: LY61R Diesel 11/85-6/95 4 Cyl 2.4L 2L: 2.8L 3L SOHC 8V Di RWD			
Sensor – Temperature Gauge	CTS106	1	
Switch – Oil Pressure Warning Light	CPS23	1	
Dyna 150 LY211R: LY230R Diesel 7/95-4/05 4 Cyl 2.8L 3L SOHC 8V Di RWD			
Sensor – Temperature Gauge	CTS150	1	
Dyna 200 BU60R: BU63R Diesel 11/84-6/95 4 Cyl 3.0L B Di RWD			
Sensor – Temperature Gauge	CTS106	1	
Switch – Oil Pressure Warning Light	CPS24	1	
Dyna 200 YU60R 11/84-10/86 4 Cyl 2.0L 3YC OHV 8V Carb. RWD			
Ignition – Coil – Standard	CIC32R	1	
Ignition – Coil – Heavy Duty Oil Filled Type	C80R	1	
Ignition – Coil – Heavy Duty Epoxy Type	CC254	1	
Ignition – Distributor Cap	JP546	1	Denso Points Distributor
Ignition – Distributor Condenser	TC209	1	Denso Points Distributor
Ignition – Distributor Points / Contact Set	S204V	1	Denso Points Distributor
Ignition – Distributor Rotor	JR527	1	Denso Points Distributor
Sensor – Temperature Gauge	CTS106	1	
Switch – Oil Pressure Warning Light	CPS24	1	
Dyna 200 YU62R 11/86-12/91 4 Cyl 2.2L 4YC OHV Carb. RWD			
Ignition – Coil – Standard	CIC32R	1	Denso Points Distributor: To 9/1991
Ignition – Coil – Standard	CC217	1	From 9/1991
Ignition – Coil – Heavy Duty Oil Filled Type	C80R	1	Denso Points Distributor: To 9/1991
Ignition – Coil – Heavy Duty Epoxy Type	CC254	1	Denso Points Distributor: To 9/1991
Ignition – Distributor Cap	JP546	1	Denso Points Distributor
Ignition – Distributor Condenser	TC209	1	Denso Points Distributor
Ignition – Distributor Points / Contact Set	S204V	1	Denso Points Distributor
Ignition – Distributor Rotor	JR527	1	Denso Points Distributor
Ignition – Module	CM402	1	From 9/1991
Ignition – Pickup / Trigger	CIT104	1	From 9/1991
Sensor – Temperature Gauge	CTS106	1	
Switch – Oil Pressure Warning Light	CPS24	1	
Dyna 200 BU100R: BU101R: BU142R: BU212R Diesel 6/95-5/03 4 Cyl 3.5L 3B: 3.7L 14B: 4.1L 15B OHV Di RWD			
Sensor – Temperature Gauge	CTS150	1	
Switch – Oil Pressure Warning Light	CPS51	1	
Dyna 300 BU88R Diesel 9/88-6/95 4 Cyl 3.7L 14B OHV Di RWD			
Sensor – Temperature Gauge	CTS106	1	To 9/1993
Sensor – Temperature Gauge	CTS150	1	From 9/1993
Switch – Oil Pressure Warning Light	CPS24	1	
Dyna 300 BU212R Diesel 7/95-5/03 4 Cyl 4.1L 15B OHV Di RWD			
Sensor – Temperature Gauge	CTS150	1	
Switch – Oil Pressure Warning Light	CPS51	1	
Dyna 400 BU91R Diesel 9/88-7/95 4 Cyl 3.7L 14B OHV Di RWD			
Sensor – Temperature Gauge	CTS106	1	To 9/1993
Sensor – Temperature Gauge	CTS150	1	From 9/1993
Switch – Oil Pressure Warning Light	CPS24	1	

APPLICATION GUIDE



Toyota	Part No	Qty	Notes
Dyna 400 BU212R: BU222R Diesel 7/95-5/03 4 Cyl 4.1L 15B OHV Di RWD			
Sensor – Temperature Gauge	CTS150	1	
Switch – Oil Pressure Warning Light	CPS51	1	
Echo NCP10R: NCP12R: NCP13R 10/99-10/05 4 Cyl 1.3L 2NZFE: 1.5L 1NZFE DOHC 16V EFI FWD			
Ignition – Coil and Igniter	CC296	4	
Sensor – Air Flow / MAF	CAF034	1	
Sensor – Camshaft	CSCA102	1	
Sensor – Crankshaft	CSCA136	1	
Sensor – Exhaust Oxygen	COS861	1	Direct Fit 4 Wire: Before Catalyst: From 12/2002
Sensor – Exhaust Oxygen	COS872	1	Direct Fit 4 Wire: Before Catalyst: From 12/2002
Sensor – Exhaust Oxygen	COS857	1	Direct Fit 4 Wire: After Catalyst: From 12/2002
Sensor – Exhaust Oxygen – Universal	COS724	2	Universal 4 Wire: Before and After Catalyst
Hi-Ace RH11R: RH16: RH20R 1/72-12/85 4 Cyl 1.6L 12R OHV 8V Carb. RWD			
Ignition – Coil – Standard	CIC32R	1	
Ignition – Coil – Heavy Duty Oil Filled Type	C80R	1	
Ignition – Coil – Heavy Duty Epoxy Type	CC254	1	
Ignition – Distributor Cap	JP516	1	Denso Points Distributor
Ignition – Distributor Condenser	TC205	1	Denso Points Distributor
Ignition – Distributor Points / Contact Set	S202V	1	Denso Points Distributor
Ignition – Distributor Rotor	JR513	1	Denso Points Distributor
Sensor – Temperature Gauge	CTS106	1	
Switch – Oil Pressure Warning Light	CPS23	1	
Hi-Ace RH32RV: RH42B 5/77-12/82 4 Cyl 2.0L 18RC SOHC 8V Carb. RWD			
Ignition – Coil – Standard	CIC32R	1	
Ignition – Coil – Heavy Duty Oil Filled Type	C80R	1	
Ignition – Coil – Heavy Duty Epoxy Type	CC254	1	
Ignition – Distributor Cap	JP534	1	Denso Points Distributor: From 1978 To 1979
Ignition – Distributor Cap	JP642	1	Denso Points Distributor: From 1980
Ignition – Distributor Condenser	TC206	1	Denso Points Distributor: From 1978 To 1979
Ignition – Distributor Condenser	BC556	1	Denso Points Distributor: From 1980
Ignition – Distributor Points / Contact Set	S204V	1	Denso Points Distributor: From 1978
Ignition – Distributor Rotor	JR527	1	Denso Points Distributor: From 1978
Sensor – Temperature Gauge	CTS106	1	
Switch – Oil Pressure Warning Light	CPS23	1	
Hi-Ace LH Series Diesel 3/81-9/89 4 Cyl 2.2L L SOHC 8V Di RWD			
Sensor – Temperature Gauge	CTS106	1	
Switch – Oil Pressure Warning Light	CPS23	1	
Hi-Ace YH50RV: YH51RV: YH61RV: YH71RB 1/83-9/86 4 Cyl 2.0L 3YC OHV 8V Carb. RWD			
Ignition – Coil – Standard	CC287	1	
Ignition – Distributor Cap	JP546	1	Denso Points Distributor
Ignition – Distributor Condenser	TC206	1	Denso Points Distributor
Ignition – Distributor Points / Contact Set	S204V	1	Denso Points Distributor
Ignition – Distributor Rotor	JR527	1	Denso Points Distributor
Sensor – Temperature Gauge	CTS106	1	
Switch – Oil Pressure Warning Light	CPS24	1	

APPLICATION GUIDE



Toyota	Part No	Qty	Notes
Hi-Ace YH50 (NZ Market) 1983-89 4 Cyl 1.8L 2Y			
Ignition – Distributor Cap	JP534	1	Denso Points Distributor
Ignition – Distributor Condenser	TC206	1	Denso Points Distributor
Ignition – Distributor Points / Contact Set	S204V	1	Denso Points Distributor
Ignition – Distributor Rotor	JR527	1	Denso Points Distributor
Hi-Ace YH53RV: YH63RV: YH73RB 10/86-9/89 4 Cyl 2.2L 4YC OHV Carb. RWD			
Ignition – Coil – Standard	CC287	1	
Ignition – Distributor Cap	JP546	1	Denso Points Distributor
Ignition – Distributor Condenser	TC206	1	Denso Points Distributor
Ignition – Distributor Points / Contact Set	S204V	1	Denso Points Distributor
Ignition – Distributor Rotor	JR527	1	Denso Points Distributor
Sensor – Temperature Gauge	CTS106	1	
Switch – Oil Pressure Warning Light	CPS24	1	
Hi-Ace YH81 (NZ Market) 1987-95 4 Cyl 1.8L 2Y			
Ignition – Distributor Cap	JP534	1	Denso Electronic Distributor
Ignition – Distributor Rotor	JR527	1	Denso Electronic Distributor
Ignition – Coil – Standard	CC211	1	Denso Points Distributor
Ignition – Distributor Cap	JP546	1	Denso Points Distributor
Ignition – Distributor Condenser	TC209	1	Denso Points Distributor
Ignition – Distributor Points / Contact Set	S204V	1	Denso Points Distributor
Ignition – Distributor Rotor	JR527	1	Denso Points Distributor
Hi-Ace RZH103R: RZH113R: RZH125R Carb 10/89-9/98 4 Cyl 2.4L 2RZ SOHC 8V Carb. RWD			
Ignition – Coil – Standard	CC216	1	
Ignition – Distributor Cap	JP823	1	Denso Electronic Distributor: To 5/1992
Ignition – Distributor Cap	JP807	1	Denso Electronic Distributor: From 5/1992
Ignition – Distributor Rotor	JR613	1	Denso Electronic Distributor
Ignition – Pickup / Trigger	CIT103	1	From 8/1993
Sensor – Temperature Gauge	CTS106	1	To 5/1992
Sensor – Temperature Gauge	CTS150	1	From 5/1992
Hi-Ace LH103R: LH113R: LH125R Diesel 10/89-9/00 4 Cyl 2.8L 3L SOHC 8V Di RWD			
Sensor – Temperature Gauge	CTS106	1	To 8/1993
Sensor – Temperature Gauge	CTS150	1	From 8/1993
Hi-Ace RZH101: RZHML (NZ Market) 1989-93 4 Cyl 2.4L 2RZE SOHC EFI			
Ignition – Distributor Cap	DR895	1	Denso Electronic Distributor
Ignition – Distributor Rotor	JR613	1	Denso Electronic Distributor
Hi-Ace RCH12R: RCH22R EFI 10/95-2/05 4 Cyl 2.4L 2RZ SOHC 8V MPFI RWD			
Ignition – Coil – Standard	CC216	1	
Ignition – Distributor Cap	JP807	1	Denso Electronic Distributor
Ignition – Distributor Rotor	JR800	1	Denso Electronic Distributor
Sensor – Coolant Temperature	CCS21	1	
Sensor – Temperature Gauge	CTS150	1	

APPLICATION GUIDE



Toyota	Part No	Qty	Notes
Hi-Ace RZH103R: RZH113R: RZH125R EFi 9/98-10/05 4 Cyl 2.4L 2RZE SOHC 8V MPFI RWD			
Ignition – Coil – Standard	CC216	1	
Ignition – Distributor Cap	JP807	1	Denso Electronic Distributor
Ignition – Distributor Rotor	JR800	1	Denso Electronic Distributor
Ignition – Pickup / Trigger	CIT103	1	
Sensor – Air Temperature – Inlet	CAT010	1	
Sensor – Coolant Temperature	CCS21	1	
Sensor – Exhaust Oxygen	COS842	1	Direct Fit 4 Wire With Flange
Sensor – Exhaust Oxygen – Universal	COS726	1	Universal 4 Wire With Flange
Sensor – Temperature Gauge	CTS150	1	
Sensor – Throttle Position	CTPS111	1	
Hi-Ace LH172R Diesel 10/01-2/05 4 Cyl 3.0L 5L SOHC 8V Di RWD			
Sensor – Temperature Gauge	CTS150	1	
Hi-Ace KDH200R: KDH220R: KDH222R Turbo Diesel 3/05-on 4 Cyl 2.5L 2KDFTV DOHC 16V Di RWD			
Sensor – Air Temperature – Inlet	CAT010	1	Turbo boost
Hi-Ace TRH201R: TRH221R: TRH223R 3/05-on 4 Cyl 2.7L 2TRFE DOHC 16V EPFI RWD			
Sensor – Camshaft	CSCA118	1	
Sensor – Knock Control	CKS121	1	
Hi-Lux RN13: RN16: RN20: RN40 2/71-10/83 4 Cyl 1.6L 12R OHV 8V Carb. RWD			
Ignition – Coil – Standard	CIC32R	1	
Ignition – Coil – Heavy Duty Oil Filled Type	C80R	1	
Ignition – Coil – Heavy Duty Epoxy Type	CC254	1	
Ignition – Distributor Cap	JP516	1	Denso Points Distributor: To 1976
Ignition – Distributor Cap	JP546	1	Denso Points Distributor: From 1976 To 1980
Ignition – Distributor Cap	JP534	1	Denso Points Distributor: From 1980
Ignition – Distributor Condenser	TC205	1	Denso Points Distributor: To 1976
Ignition – Distributor Condenser	TC206	1	Denso Points Distributor: From 1976
Ignition – Distributor Points / Contact Set	S202V	1	Denso Points Distributor: To 1976
Ignition – Distributor Points / Contact Set	S204V	1	Denso Points Distributor: From 1976
Ignition – Distributor Rotor	JR513	1	Denso Points Distributor: To 1976
Ignition – Distributor Rotor	JR527	1	Denso Points Distributor: From 1976
Sensor – Temperature Gauge	CTS106	1	
Switch – Oil Pressure Warning Light	CPS23	1	
Hi-Lux RN41: RN46 1/78-10/83 4 Cyl 2.0L 18R SOHC 8V Carb. RWD & 4WD			
Ignition – Coil – Standard	CIC32R	1	
Ignition – Coil – Heavy Duty Oil Filled Type	C80R	1	
Ignition – Coil – Heavy Duty Epoxy Type	CC254	1	
Ignition – Distributor Cap	JP534	1	Denso Points Distributor: To 8/1979
Ignition – Distributor Cap	JP546	1	Denso Points Distributor: From 1979
Ignition – Distributor Condenser	TC206	1	Denso Points Distributor: To 8/1979
Ignition – Distributor Points / Contact Set	S204V	1	Denso Points Distributor
Ignition – Distributor Rotor	JR527	1	Denso Points Distributor
Sensor – Temperature Gauge	CTS104	1	To 12/1979
Sensor – Temperature Gauge	CTS106	1	From 12/1979
Switch – Oil Pressure Warning Light	CPS23	1	To 2/1982
Switch – Oil Pressure Warning Light	CPS37	1	From 2/1982

APPLICATION GUIDE



Toyota	Part No	Qty	Notes
Hi-Lux RN30 10/78-10/83 4 Cyl 1.6L 12R OHV 8V Carb. RWD			
Ignition – Coil – Standard	CIC32R	1	
Ignition – Coil – Heavy Duty Oil Filled Type	C80R	1	
Ignition – Coil – Heavy Duty Epoxy Type	CC254	1	
Ignition – Distributor Cap	JP516	1	Denso Points Distributor: To 1/1980
Ignition – Distributor Cap	JP546	1	Denso Points Distributor: From 1/1980
Ignition – Distributor Condenser	TC206	1	Denso Points Distributor
Ignition – Distributor Points / Contact Set	S204V	1	Denso Points Distributor
Ignition – Distributor Rotor	JR513	1	Denso Points Distributor: To 1/1980
Ignition – Distributor Rotor	JR527	1	Denso Points Distributor: From 1/1980
Sensor – Temperature Gauge	CTS106	1	
Switch – Oil Pressure Warning Light	CPS23	1	
Hi-Lux LN40: LN46 Diesel 6/80-10/83 4 Cyl 2.2L L Di RWD & 4WD			
Sensor – Temperature Gauge	CTS106	1	
Switch – Oil Pressure Warning Light	CPS23	1	
Hi-Lux YN55 11/83-9/87 4 Cyl 1.6L 1YC OHV Carb. RWD			
Ignition – Coil – Standard	CC287	1	
Ignition – Distributor Cap	JP546	1	Denso Points Distributor
Ignition – Distributor Condenser	TC209	1	Denso Points Distributor
Ignition – Distributor Points / Contact Set	S204V	1	Denso Points Distributor
Ignition – Distributor Rotor	JR527	1	Denso Points Distributor
Sensor – Temperature Gauge	CTS106	1	
Switch – Oil Pressure Warning Light	CPS24	1	
Hi-Lux YN57: YN65 11/83-9/87 4 Cyl 2.0L 3YC OHV Carb. RWD & 4WD			
Ignition – Coil – Standard	CC287	1	
Ignition – Distributor Cap	JP546	1	Denso Points Distributor
Ignition – Distributor Condenser	TC209	1	Denso Points Distributor
Ignition – Distributor Points / Contact Set	S204V	1	Denso Points Distributor
Ignition – Distributor Rotor	JR527	1	Denso Points Distributor
Sensor – Temperature Gauge	CTS106	1	
Switch – Oil Pressure Warning Light	CPS24	1	
Hi-Lux LN55: LN56: LN65 Diesel 11/83-8/88 4 Cyl 2.2L L: 2.4L 2L SOHC Di RWD & 4WD			
Sensor – Temperature Gauge	CTS106	1	
Switch – Oil Pressure Warning Light	CPS23	1	
Hi-Lux YN57: YN60: YN61: YN65: YN67: YN87 (NZ Market) 1983-92 4 Cyl 2.0L 3Y: 2.2L 4Y			
Ignition – Coil – Standard	CC211	1	Denso Points Distributor
Ignition – Distributor Cap	JP546	1	Denso Points Distributor
Ignition – Distributor Condenser	TC209	1	Denso Points Distributor
Ignition – Distributor Points / Contact Set	S204V	1	Denso Points Distributor
Ignition – Distributor Rotor	JR527	1	Denso Points Distributor
Hi-Lux YN58: YN67 11/85-9/88 4 Cyl 2.2L 4YC OHV Carb. 4WD			
Ignition – Coil – Standard	CC217	1	
Ignition – Distributor Cap	JP584	1	Denso Electronic Distributor
Ignition – Distributor Rotor	JR577	1	Denso Electronic Distributor
Ignition – Module	CM402	1	Denso Electronic Distributor
Ignition – Pickup / Trigger	CIT104	1	From 8/1987
Sensor – Temperature Gauge	CTS106	1	
Switch – Oil Pressure Warning Light	CPS24	1	

APPLICATION GUIDE



Toyota	Part No	Qty	Notes
Hi-Lux YN56: YN85 10/87-11/97 4 Cyl 1.8L 2YC OHV Carb. RWD			
Ignition – Coil – Standard	CC217	1	
Ignition – Distributor Cap	JP584	1	Denso Electronic Distributor
Ignition – Distributor Rotor	JR577	1	Denso Electronic Distributor
Ignition – Module	CM402	1	Denso Electronic Distributor
Ignition – Pickup / Trigger	CIT104	1	
Sensor – Temperature Gauge	CTS106	1	To 8/1992
Sensor – Temperature Gauge	CTS150	1	From 8/1992
Switch – Oil Pressure Warning Light	CPS24	1	
Hi-Lux YN80: YN85 (NZ Market) 1988-95 4 Cyl 1.8L 2Y			
Ignition – Distributor Cap	JP584	1	Denso Electronic Distributor
Ignition – Distributor Rotor	JR573	1	Denso Electronic Distributor
Hi-Lux RN85: RN90 10/88-12/97 4 Cyl 2.4L 22R SOHC 8V Carb. RWD			
Ignition – Coil – Standard	CC258	1	To 8/1992
Ignition – Coil – Standard	CC231	1	From 8/1992
Ignition – Distributor Cap	JP588	1	Denso Electronic Distributor
Ignition – Distributor Rotor	JR577	1	Denso Electronic Distributor
Ignition – Pickup / Trigger	CIT102	1	To 8/1992
Sensor – Temperature Gauge	CTS106	1	To 8/1992
Sensor – Temperature Gauge	CTS150	1	From 8/1992
Hi-Lux RN105: RN106: RN110 10/88-11/97 4 Cyl 2.4L 22R SOHC 8V Carb. 4WD			
Ignition – Coil – Standard	CC215	1	To 8/1992
Ignition – Coil – Standard	CC231	1	From 8/1992
Ignition – Distributor Cap	JP588	1	Denso Electronic Distributor: To 8/1992
Ignition – Distributor Cap	JP802	1	Denso Electronic Distributor: From 8/1992
Ignition – Distributor Rotor	JR577	1	Denso Electronic Distributor
Ignition – Pickup / Trigger	CIT102	1	To 8/1992
Sensor – Temperature Gauge	CTS106	1	To 8/1992
Sensor – Temperature Gauge	CTS150	1	From 8/1992
Switch – Brake Light	CSL59	1	
Switch – Oil Pressure Warning Light	CPS23	1	
Hi-Lux LN85: LN86 Diesel 10/88-11/97 4 Cyl 2.4L 2L SOHC 8V Di RWD			
Sensor – Temperature Gauge	CTS106	1	To 8/1992
Sensor – Temperature Gauge	CTS150	1	From 8/1992
Switch – Oil Pressure Warning Light	CPS23	1	
Switch – Brake Light	CSL59	1	
Hi-Lux LN86: LN106: LN107: LN111 Diesel 10/88-12/97 4 Cyl 2.8L 3L SOHC 8V Di 4WD			
Sensor – Coolant Temperature	CCS21	1	From 11/1996
Sensor – Temperature Gauge	CTS106	1	To 8/1992
Sensor – Temperature Gauge	CTS150	1	From 8/1992
Switch – Brake Light	CSL59	1	
Switch – Oil Pressure Warning Light	CPS23	1	To 8/1995
Hi-Lux YN130 (NZ Market) 1989-91 4 Cyl 2.0L 3YE			
Ignition – Distributor Cap	JP584	1	Denso Electronic Distributor
Ignition – Distributor Rotor	JR573	1	Denso Electronic Distributor

APPLICATION GUIDE



Toyota	Part No	Qty	Notes	
Hi-Lux YN81: YN86 (NZ Market) 1994-97 4 Cyl 2.0L 3Y				
Ignition – Distributor Cap	JP546	1	Denso Electronic Distributor	
Ignition – Distributor Rotor	JR577	1	Denso Electronic Distributor	
Hi-Lux RZN147R 11/97-10/02 4 Cyl 2.0L 1RZE SOHC 8V EFI RWD				
Ignition – Coil – Standard	CC216	1	Denso Electronic Distributor	
Ignition – Distributor Cap	JP807	1		
Ignition – Distributor Rotor	JR800	1		
Sensor – Air Temperature – Inlet	CAT010	1		
Sensor – Coolant Temperature	CCS21	1		
Sensor – Temperature Gauge	CTS150	1		
Hi-Lux RZN149: RZN154: RZN169: RZN174 11/97-4/05 4 Cyl 2.7L 3RZFE DOHC 16V MPFi RWD & 4WD				
Ignition – Coil and Igniter	CC291	1	Cylinder 1 & 4	
Ignition – Coil and Igniter	CC292	1	Cylinder 2 & 3	
Sensor – Camshaft	CSCA103	1		
Sensor – Coolant Temperature	CCS21	1		
Sensor – Crankshaft	CSCA134	1		
Hi-Lux LN147: LN172 Diesel 11/97-4/05 4 Cyl 3.0L 5L SOHC 8V Di RWD & 4WD				
Sensor – Air Temperature – Inlet	CAT010	1		
Sensor – Crankshaft	CSCA150	1		
Hi-Lux KZN165R Turbo Diesel 11/01-4/05 4 Cyl 3.0L 1KZTE SOHC 8V Di 4WD				
Sensor – Crankshaft	CSCA150	1		
Sensor – Temperature Gauge	CTS150	1		
Hi-Lux VZN167R 11/02-4/05 V6 Cyl 3.4L 5VZFE DOHC 24V PFI 4WD				
Sensor – Crankshaft	CSCA166	1		
Sensor – Temperature Gauge	CTS110	1		
Hi-Lux TGN16R: TGN26R 3/05-on 4 Cyl 2.7L 2TRFE DOHC 16V MPFi RWD & 4WD				
Sensor – Camshaft	CSCA118	1		
Sensor – Knock Control	CKS121	1		
Hi-Lux GGN15R: GGN25R 3/05-on V6 Cyl 4.0L 1GRFE DOHC 24V MPFi RWD				
Sensor – Air Flow / MAF	CAF034	1	Direct Fit 4 Wire: LH & RH Side Before Catalyst	
Sensor – Camshaft	CSCA147	2		
Sensor – Crankshaft	CSCA138	1		
Sensor – Exhaust Oxygen	COS894	2		
Sensor – Knock Control	CKS121	1		
Kluger MCU28R 11/03-7/07 V6 Cyl 3.3L 3MZFE DOHC 24V EPFI 4WD				
Sensor – Crankshaft	CSCA133	1	Direct Fit 4 Wire: Front and Rear Manifold	
Sensor – Exhaust Oxygen	COS895	1		
Sensor – Exhaust Oxygen	COS867	1		Direct Fit 4 Wire: Front Eng Pipe
Sensor – Exhaust Oxygen	COS881	1		Direct Fit 4 Wire: Rear Eng Pipe
Sensor – Exhaust Oxygen – Universal	COS724	2		Universal 4 Wire: Front and Rear Eng Pipe
Sensor – Knock Control	CKS121	1		
Switch – Brake Light	CSL60	1		

APPLICATION GUIDE



Toyota	Part No	Qty	Notes
Landcruiser Series FJ40: FJ45: FJ55 1/65-12/74 6 Cyl 3.9L F OHV 12V Carb. 4WD			
Ignition – Coil – Standard	CC211	1	
Ignition – Distributor Cap	JP514	1	Denso Points Distributor
Ignition – Distributor Condenser	TC204	1	Denso Points Distributor
Ignition – Distributor Points / Contact Set	S202V	1	Denso Points Distributor
Ignition – Distributor Rotor	JR507	1	Denso Points Distributor
Sensor – Temperature Gauge	CTS106	1	To 9/1972
Sensor – Temperature Gauge	CTS104	1	From 9/1972
Switch – Oil Pressure Warning Light	CPS23	1	
Landcruiser Series FJ40: FJ45: FJ55: FJ60 1/75-12/84 6 Cyl 4.2L 2F OHV 12V Carb. 4WD			
Ignition – Coil – Standard	CC202	1	
Ignition – Distributor Cap	JP514	1	Denso Points Distributor: To 1980
Ignition – Distributor Cap	BD377	1	Denso Points Distributor: From 1980
Ignition – Distributor Condenser	TC204	1	Denso Points Distributor: To 1980
Ignition – Distributor Condenser	TC206	1	Denso Points Distributor: From 1980
Ignition – Distributor Points / Contact Set	S202V	1	Denso Points Distributor: To 1978
Ignition – Distributor Points / Contact Set	S204V	1	Denso Points Distributor: From 1979
Ignition – Distributor Rotor	JR507	1	Denso Points Distributor: To 1980
Ignition – Distributor Rotor	JR597	1	Denso Points Distributor: From 1980
Sensor – Temperature Gauge	CTS104	1	To 10/1979
Sensor – Temperature Gauge	CTS106	1	From 10/1979
Switch – Oil Pressure Warning Light	CPS37	1	
Landcruiser Series HJ45: HJ47: HJ60: HJ75 Diesel 9/77-4/90 6 Cyl 3.6L H: 4.0L 2H OHV Di 4WD			
Sensor – Temperature Gauge	CTS104	1	To 10/1979
Sensor – Temperature Gauge	CTS106	1	From 10/1979
Switch – Oil Pressure Warning Light	CPS24	1	
Landcruiser Series BJ40: BJ42: BJ70: BJ73 Diesel 12/77-3/90 4 Cyl 3.0L B: 3.4L 3B OHV Di 4WD			
Sensor – Temperature Gauge	CTS106	1	
Switch – Oil Pressure Warning Light	CPS24	1	
Landcruiser Series FJ62: FJ70: FJ73: FJ75 1/85-10/92 6 Cyl 4.0L 3F OHV 12V Carb. 4WD			
Ignition – Coil – Standard	CC202	1	
Ignition – Distributor Cap	BD377	1	Denso Points Distributor
Ignition – Distributor Condenser	TC206	1	Denso Points Distributor
Ignition – Distributor Points / Contact Set	S204V	1	Denso Points Distributor
Ignition – Distributor Rotor	JR597	1	Denso Points Distributor
Sensor – Temperature Gauge	CTS106	1	
Switch – Oil Pressure Warning Light	CPS23	1	
Landcruiser Series HJ61 Turbo Diesel 2/86-12/91 6 Cyl 4.0L 12HT Di 4WD			
Sensor – Temperature Gauge	CTS106	1	
Switch – Oil Pressure Warning Light	CPS24	1	
Landcruiser Series BJ74 Turbo Diesel 3/86-12/89 4 Cyl 3.4L 13BT Di 4WD			
Sensor – Temperature Gauge	CTS106	1	
Switch – Oil Pressure Warning Light	CPS24	1	

APPLICATION GUIDE



Toyota	Part No	Qty	Notes
Landcruiser Series FJ80 Carb 3/90-10/92 6 Cyl 4.0L 3F OHV Carb. 4WD			
Ignition – Distributor Cap	BD377	1	Denso Points Distributor
Ignition – Distributor Condenser	TC206	1	Denso Points Distributor
Ignition – Distributor Points / Contact Set	S204V	1	Denso Points Distributor
Sensor – Temperature Gauge	CTS106	1	
Switch – Oil Pressure Warning Light	CPS23	1	
Landcruiser Series FJ80 (NZ Market) 1990-92 6 Cyl 4.0L 3F			
Ignition – Coil – Standard	CC211	1	Denso Points Distributor
Ignition – Distributor Cap	JP514	1	Denso Points Distributor
Ignition – Distributor Condenser	TC206	1	Denso Points Distributor
Ignition – Distributor Points / Contact Set	S204V	1	Denso Points Distributor
Ignition – Distributor Rotor	JR527	1	Denso Points Distributor
Landcruiser Series FJ80 EFI 3/90-10/92 6 Cyl 4.0L 3FE OHV EFI 4WD			
Ignition – Coil – Standard	CC227	1	
Ignition – Distributor Cap	JP586	1	Denso Electronic Distributor
Ignition – Distributor Condenser	TC206	1	Denso Points Distributor
Ignition – Distributor Rotor	DR686	1	Denso Electronic Distributor
Ignition – Module	CM437	1	
Sensor – Coolant Temperature	CCS21	1	
Landcruiser Series FZJ80 11/92-2/98 6 Cyl 4.5L 1FZE DOHC 24V EFI 4WD			
Ignition – Coil – Standard	CC280	1	
Ignition – Distributor Cap	JP804	1	Denso Electronic Distributor
Ignition – Distributor Rotor	DR686	1	Denso Electronic Distributor
Ignition – Module	CM436	1	
Sensor – Coolant Temperature	CCS21	1	
Sensor – Exhaust Oxygen	COS735	1	Direct Fit 4 Wire With Flange
Sensor – Exhaust Oxygen – Universal	COS726	1	Universal 4 Wire With Flange
Landcruiser Series FZJ75 11/92-11/99 6 Cyl 4.5L 1FZE DOHC 24V EFI 4WD			
Ignition – Coil – Standard	CC231	1	
Ignition – Distributor Cap	JP804	1	Denso Electronic Distributor
Ignition – Distributor Rotor	DR686	1	Denso Electronic Distributor
Ignition – Module	CM436	1	
Sensor – Coolant Temperature	CCS21	1	
Sensor – Exhaust Oxygen – Universal	COS726	1	Universal 4 Wire With Flange
Sensor – Temperature Gauge	CTS150	1	
Sensor – Throttle Position	CTPS111	1	
Switch – Brake Light	CSL59	1	
Landcruiser Series FZJ105R 3/98-10/00 6 Cyl 4.5L 1FZE DOHC 24V MPFi 4WD			
Sensor – Coolant Temperature	CCS21	1	
Sensor – Crankshaft	CSCA167	1	
Landcruiser Series UZJ100R 3/98-10/00 V8 Cyl 4.7L 2UZFE DOHC 32V MPFi 4WD			
Ignition – Coil and Igniter	CC293	8	
Sensor – Camshaft	CSCA109	1	
Sensor – Coolant Temperature	CCS21	1	
Sensor – Crankshaft	CSCA135	1	
Sensor – Exhaust Oxygen	COS844	1	Direct Fit 4 Wire: Front
Sensor – Exhaust Oxygen	COS843	1	Direct Fit 4 Wire With Flange: Rear
Sensor – Exhaust Oxygen – Universal	COS724	1	Universal 4 Wire: Front
Sensor – Exhaust Oxygen – Universal	COS726	1	Universal 4 Wire With Flange: Rear
Sensor – Temperature Gauge	CTS154	1	

APPLICATION GUIDE



Toyota	Part No	Qty	Notes
Landcruiser Series HZJ78R Diesel 10/99-on 6 Cyl 4.2L 1HZ SOHC 12V Di 4WD			
Sensor – Temperature Gauge	CTS150	1	
Landcruiser Series FZJ78R: FZJ79R 10/99-on 6 Cyl 4.5L 1FZFE DOHC 24V EFi 4WD			
Sensor – Air Temperature – Inlet	CAT010	1	
Sensor – Throttle Position	CTPS111	1	
Landcruiser Series HDJ100R Turbo Diesel 10/00-9/02 6 Cyl 4.2L 1HDFTE SOHC 24V Di 4WD			
Sensor – Crankshaft	CSCA150	1	
Landcruiser Series UZJ100R 10/02-on V8 Cyl 4.7L 2UZFE DOHC 32V MPFi 4WD			
Sensor – Camshaft	CSCA109	1	
Sensor – Crankshaft	CSCA135	1	
Sensor – Exhaust Oxygen	COS844	1	Direct Fit 4 Wire: Front
Sensor – Exhaust Oxygen	COS843	1	Direct Fit 4 Wire With Flange: Rear
Sensor – Exhaust Oxygen – Universal	COS724	1	Universal 4 Wire: Front
Sensor – Exhaust Oxygen – Universal	COS726	1	Universal 4 Wire With Flange: Rear
Sensor – Temperature Gauge	CTS154	1	
Landcruiser Series Prado RZJ95R 7/96-5/02 4 Cyl 2.7L 3RZFE DOHC 16V PFI 4WD			
Ignition – Coil – Standard	CC263	1	
Ignition – Distributor Cap	JP807	1	Denso Electronic Distributor
Ignition – Distributor Rotor	JR800	1	Denso Electronic Distributor
Ignition – Module	CM436	1	
Sensor – Air Temperature – Inlet	CAT010	1	
Sensor – Coolant Temperature	CCS21	1	
Sensor – Crankshaft	CSCA134	1	
Sensor – Exhaust Oxygen	COS843	1	Direct Fit 4 Wire With Flange
Sensor – Exhaust Oxygen – Universal	COS726	1	Universal 4 Wire With Flange
Sensor – Temperature Gauge	CTS154	1	
Landcruiser Series Prado VZJ95R 7/96-2/03 V6 Cyl 3.4L 5VZFE DOHC 24V PFI 4WD			
Ignition – Coil – Standard	CC289	3	
Sensor – Crankshaft	CSCA166	1	
Sensor – Temperature Gauge	CTS110	1	
Landcruiser Series Prado KZJ95R: KZJ120R Turbo Diesel 3/00-10/06 4 Cyl 3.0L 1KZTE SOHC 8V Di 4WD			
Sensor – Crankshaft	CSCA150	1	
Sensor – Temperature Gauge	CTS150	1	
Landcruiser Series Prado RZJ120R 3/03-8/04 4 Cyl 2.7L 3RZFE DOHC 16V MPFi 4WD			
Sensor – Camshaft	CSCA103	1	With Independent Front Suspension
Landcruiser Series Prado GRJ120R 3/03-on V6 Cyl 4.0L 1GRFE DOHC 24V MPFi 4WD			
Sensor – Air Flow / MAF	CAF034	1	
Sensor – Camshaft	CSCA103	2	With Independent Front Suspension
Sensor – Camshaft	CSCA147	1	With Independent Front Suspension: From 8/2004
Sensor – Crankshaft	CSCA138	1	With Independent Front Suspension
Sensor – Exhaust Oxygen	COS861	1	Direct Fit 4 Wire
Sensor – Exhaust Oxygen – Universal	COS724	1	Universal 4 Wire

APPLICATION GUIDE



Toyota	Part No	Qty	Notes
Lexcen VN			
9/89-11/91 V6 Cyl 3.8L VH OHV 12V MPFi RWD			
Ignition – Coil – Standard	CC206	1	To 11/1990
Ignition – Coil – Standard	CC208	3	From 11/1990
Ignition – Coil & Module Kit	CCMLK	1	With Ignition Leads
Ignition – Coil & Module Kit	CCMK	1	Without Ignition Leads
Ignition – Module	CM407	1	To 11/1990
Ignition – Module	CM414	1	From 11/1990
Sensor – Air Temperature – Inlet	CAT009	1	
Sensor – Coolant Temperature	CCS26	1	
Sensor – Exhaust Oxygen	COS732	1	Direct Fit 1 Wire
Sensor – Exhaust Oxygen – Universal	COS720	1	Universal 1 Wire
Sensor – MAP	CMS206	1	
Sensor – Temperature Gauge	CTS125	1	
Sensor – Throttle Position	CTPS132	1	
Switch – Oil Pressure Warning Light	CPS38	1	
Valve – Idle Speed Control	CIA008	1	
Lexcen VP			
11/91-8/93 V6 Cyl 3.8L VH OHV 12V MPFi RWD			
Ignition – Coil – Standard	CC208	3	
Ignition – Coil & Module Kit	CCMLK	1	With Ignition Leads
Ignition – Coil & Module Kit	CCMK	1	Without Ignition Leads
Ignition – Module	CM414	1	
Sensor – Air Temperature – Inlet	CAT009	1	
Sensor – Coolant Temperature	CCS26	1	
Sensor – Exhaust Oxygen	COS734	1	Direct Fit 2 Wire
Sensor – Exhaust Oxygen – Universal	COS723	1	Universal 2 Wire
Sensor – Knock Control	CKS103	1	
Sensor – MAP	CMS206	1	
Sensor – Temperature Gauge	CTS125	1	
Sensor – Throttle Position	CTPS132	1	
Switch – Oil Pressure Warning Light	CPS38	1	
Valve – Idle Speed Control	CIA008	1	
Lexcen VR			
8/93-4/95 V6 Cyl 3.8L VH OHV 12V MPFi RWD			
Ignition – Coil – Standard	CC208	3	
Ignition – Coil & Module Kit	CCMLK	1	With Ignition Leads
Ignition – Coil & Module Kit	CCMK	1	Without Ignition Leads
Ignition – Module	CM414	1	
Sensor – Air Temperature – Inlet	CAT009	1	
Sensor – Coolant Temperature	CCS26	1	
Sensor – Exhaust Oxygen – Universal	COS724	1	Universal 4 Wire
Sensor – MAP	CMS206	1	
Sensor – Temperature Gauge	CTS125	1	
Sensor – Throttle Position	CTPS132	1	
Switch – Oil Pressure Warning Light	CPS38	1	
Valve – Idle Speed Control	CIA008	1	
Lexcen VS			
5/95-4/97 V6 Cyl 3.8L VH OHV 12V MPFi RWD			
Ignition – Coil – Standard	CC208	3	
Ignition – Module	CM414	1	
Sensor – Air Temperature – Inlet	CAT002	1	
Sensor – Coolant Temperature	CTS147	1	
Sensor – Exhaust Oxygen	COS744	1	Direct Fit 4 Wire
Sensor – Exhaust Oxygen – Universal	COS724	1	Universal 4 Wire
Sensor – Knock Control	CKS101	2	LH and RH Side
Sensor – Temperature Gauge	CTS125	1	
Switch – Oil Pressure Warning Light	CPS38	1	

APPLICATION GUIDE



Toyota	Part No	Qty	Notes
Lite-Ace KM20 2/80-12/85 4 Cyl 1.3L 4KC OHV Carb. RWD			
Ignition – Distributor Cap	JP516	1	Denso Points Distributor
Ignition – Distributor Condenser	TC205	1	Denso Points Distributor
Ignition – Distributor Points / Contact Set	S204V	1	Denso Points Distributor
Ignition – Distributor Rotor	JR513	1	Denso Points Distributor: To 10/1982
Ignition – Distributor Rotor	JR527	1	Denso Points Distributor: From 10/1980
Sensor – Temperature Gauge	CTS106	1	
Switch – Oil Pressure Warning Light	CPS24	1	
Lite-Ace YM20 (NZ Market) 1983-86 4 Cyl 1.6L 1Y			
Ignition – Distributor Cap	JP584	1	Denso Electronic Distributor
Lite-Ace CM20: CM35 Diesel 1/83-3/92 4 Cyl 1.8L 1C OHV Di RWD			
Sensor – Temperature Gauge	CTS106	1	
Switch – Oil Pressure Warning Light	CPS23	1	
Lite-Ace YM21: YM30: YM35 1/84-12/92 4 Cyl 1.8L 2YC OHV Carb. RWD			
Ignition – Coil – Standard	CC217	1	
Ignition – Distributor Cap	JP584	1	Denso Electronic Distributor
Ignition – Distributor Rotor	JR573	1	Denso Electronic Distributor: To 8/1987
Ignition – Distributor Rotor	JR577	1	Denso Electronic Distributor: From 8/1987
Ignition – Module	CM402	1	
Ignition – Pickup / Trigger	CIT104	1	
Sensor – Temperature Gauge	CTS106	1	
Switch – Oil Pressure Warning Light	CPS24	1	
Lite-Ace KM35V: KM50 (NZ Market) 1985-89 4 Cyl 1.3L 4K			
Ignition – Coil – Standard	CC211	1	Denso Electronic Distributor
Ignition – Distributor Cap	JP534	1	Denso Electronic Distributor
Ignition – Distributor Rotor	JR527	1	Denso Electronic Distributor
Lite-Ace KM30: KM31 (NZ Market) 1985-90 4 Cyl 1.5L 5K			
Ignition – Distributor Cap	JP546	1	Denso Electronic Distributor
Ignition – Distributor Rotor	JR527	1	Denso Electronic Distributor
Lite-Ace CM35 Diesel 1/86-3/92 4 Cyl 1.8L 1C OHV Di RWD			
Sensor – Temperature Gauge	CTS106	1	
Switch – Oil Pressure Warning Light	CPS23	1	
Lite-Ace YM40: YM41 3/86-9/88 4 Cyl 2.0L 3YC OHV 8V Carb. 4WD			
Ignition – Coil – Standard	CC217	1	
Ignition – Distributor Cap	JP584	1	Denso Electronic Distributor
Ignition – Distributor Rotor	JR573	1	Denso Electronic Distributor: To 8/1987
Ignition – Distributor Rotor	JR577	1	Denso Electronic Distributor: From 8/1987
Ignition – Module	CM402	1	
Ignition – Pickup / Trigger	CIT104	1	
Sensor – Temperature Gauge	CTS106	1	
Switch – Oil Pressure Warning Light	CPS24	1	
Lite-Ace KR27V (NZ Market) 1992-96 4 Cyl 1.5L 5K			
Ignition – Distributor Cap	JP546	1	Denso Electronic Distributor
Ignition – Distributor Rotor	JR527	1	Denso Electronic Distributor

APPLICATION GUIDE



Toyota	Part No	Qty	Notes
Lite-Ace YR25V:YR26:YR30G (NZ Market) 1992-96 4 Cyl 1.8L 2Y: 2.0L 3YE			
Ignition – Distributor Cap	JP584	1	Denso Electronic Distributor
Ignition – Distributor Rotor	JR573	1	Denso Electronic Distributor
Master-Ace YR20 (NZ Market) 1982-96 4 Cyl 1.8L 2Y			
Ignition – Distributor Cap	JP584	1	Denso Electronic Distributor
Ignition – Distributor Rotor	JR573	1	Denso Electronic Distributor
MR2 AW11 10/87-2/90 4 Cyl 1.6L 4AGEL DOHC 16V EFI RWD			
Ignition – Coil – Standard	CC215	1	
Ignition – Distributor Cap	JP656	1	Denso Electronic Distributor
Ignition – Distributor Rotor	JR573	1	Denso Electronic Distributor
Sensor – Air Temperature – Inlet	CAT010	1	
Sensor – Coolant Temperature	CCS20	1	To 8/1988
Sensor – Coolant Temperature	CCS21	1	From 8/1988
Sensor – Exhaust Oxygen	COS730	1	Direct Fit 1 Wire With Flange: To 6/1989
Sensor – Exhaust Oxygen	COS821	1	Direct Fit 4 Wire With Flange: From 6/1989
Sensor – Exhaust Oxygen – Universal	COS722	1	Universal 1 Wire With Flange: To 6/1989
Sensor – Exhaust Oxygen – Universal	COS726	1	Universal 4 Wire With Flange: From 6/1989
Sensor – Temperature Gauge	CTS106	1	
Sensor – Throttle Position	CTPS153	1	Denso: From 8/1987 To 3/1989
MR2 SW20R 3/90-8/99 4 Cyl 2.0L 3SGE DOHC 16V EFI RWD			
Ignition – Coil – Standard	CC231	1	
Ignition – Distributor Cap	JP810	1	Denso Electronic Distributor: To 12/1991
Ignition – Distributor Cap	JP730	1	Denso Electronic Distributor: From 12/1991
Ignition – Distributor Rotor	JR649	1	Denso Electronic Distributor
Ignition – Module	CM437	1	External 5 pin module: To 12/1991
Ignition – Module	CM436	1	From 11/1993
Sensor – Air Temperature – Inlet	CAT010	1	
Sensor – Coolant Temperature	CCS21	1	
Sensor – Exhaust Oxygen	COS730	1	Direct Fit 1 Wire With Flange
Sensor – Exhaust Oxygen – Universal	COS722	1	Universal 1 Wire With Flange
Sensor – Exhaust Oxygen – Universal	COS725	1	Universal 2 Wire With Flange
Sensor – Oil Pressure Gauge	CPS26	1	
Sensor – Temperature Gauge	CTS106	1	
Sensor – Throttle Position	CTPS104	1	3 Terminal: Rectangle Body
Sensor – Throttle Position	CTPS153	1	4 Terminal: Round Body
MR2 ZZW30R 10/00-3/06 4 Cyl 1.8L 1ZZFE DOHC 16V ESPFI RWD			
Ignition – Coil and Igniter	CC295	4	
Sensor – Camshaft	CSCA103	1	No 1 in Cylinder Head
Sensor – Coolant Temperature	CCS21	1	
Sensor – Crankshaft	CSCA29	1	Front
Sensor – Exhaust Oxygen	COS861	1	Direct Fit 4 Wire
Sensor – Exhaust Oxygen – Universal	COS724	1	Universal 4 Wire
Switch – Oil Pressure Warning Light	CPS51	1	

APPLICATION GUIDE



Toyota	Part No	Qty	Notes
Paseo EL44R 7/91-1/96 4 Cyl 1.5L 5EFE DOHC 16V MPFi FWD			
Ignition – Coil – Standard	CC263	1	
Ignition – Distributor Cap	BD112	1	Denso Electronic Distributor
Ignition – Distributor Rotor	JR613	1	Denso Electronic Distributor
Ignition – Module	CM436	1	External 5 pin module: To 8/1996
Sensor – Air Temperature – Inlet	CAT010	1	
Sensor – Coolant Temperature	CCS21	1	
Sensor – Exhaust Oxygen	COS775	1	Direct Fit 2 Wire With Flange
Sensor – Exhaust Oxygen – Universal	COS725	1	Universal 2 Wire With Flange
Sensor – Temperature Gauge	CTS110	1	
Sensor – Throttle Position	CTPS111	1	
Switch – Oil Pressure Warning Light	CPS24	1	
Paseo EL54R 12/95-12/99 4 Cyl 1.5L 5EFE DOHC 16V MPFi FWD			
Ignition – Coil – Standard	CC263	1	
Ignition – Distributor Cap	BD112	1	Denso Electronic Distributor
Ignition – Distributor Rotor	JR613	1	Denso Electronic Distributor
Sensor – Air Temperature – Inlet	CAT010	1	
Sensor – Coolant Temperature	CCS21	1	
Sensor – Exhaust Oxygen	COS760	1	Direct Fit 2 Wire With Flange: From 8/1996
Sensor – Exhaust Oxygen – Universal	COS724	1	Universal 4 Wire: To 8/1996
Sensor – Exhaust Oxygen – Universal	COS725	1	Universal 2 Wire With Flange: From 8/1996
Sensor – Temperature Gauge	CTS154	1	
Sensor – Throttle Position	CTPS111	1	To 8/1996
Prius NHW11R Hybrid 10/01-10/03 4 Cyl 1.5L 1NZFXE DOHC 16V ESPFI FWD			
Ignition – Coil and Igniter	CC296	4	
Sensor – Camshaft	CSCA102	1	
Prius NHW20R Hybrid 11/03-on 4 Cyl 1.5L 1NZFXE DOHC 16V ESPFI FWD			
Ignition – Coil and Igniter	CC296	4	
Sensor – Camshaft	CSCA102	1	
Sensor – Coolant Temperature	CCS52	1	
Sensor – Crankshaft	CSCA136	1	
Sensor – Knock Control	CKS121	1	
Switch – Brake Light	CSL60	1	With Cruise Control
Switch – Oil Pressure Warning Light	CPS51	1	
RAV4 SXA10G: SXA11 (NZ Market) 1994-97 4 Cyl 2.0L 3SFE			
Ignition – Coil – Standard	CC280	1	Denso Electronic Distributor
Ignition – Distributor Cap	BD131	1	Denso Electronic Distributor
Ignition – Distributor Rotor	JR613	1	Denso Electronic Distributor
RAV4 SXA10: SXA11: SXA116 7/94-9/00 4 Cyl 2.0L 3SFE DOHC 16V MPFi 4WD			
Ignition – Coil – Standard	CC280	1	
Ignition – Distributor Cap	JP806	1	Denso Electronic Distributor
Ignition – Distributor Rotor	JR613	1	Denso Electronic Distributor
Ignition – Module	CM436	1	To 9/1997
Sensor – Air Temperature – Inlet	CAT010	1	
Sensor – Coolant Temperature	CCS21	1	
Sensor – Exhaust Oxygen – Universal	COS724	1	Universal 4 Wire
Sensor – Throttle Position	CTPS111	1	To 9/1997
Switch – Brake Light	CSL59	1	
Switch – Oil Pressure Warning Light	CPS51	1	
Switch – Radiator Fan	CFS55	1	

APPLICATION GUIDE



Toyota	Part No	Qty	Notes
RAV4 ACA20R: ACA21R 7/00-9/03 4 Cyl 2.0L 1AZFE DOHC 16V MPFI 4WD			
Ignition – Coil and Igniter	CC310	4	
Sensor – Coolant Temperature	CCS21	1	
Sensor – Exhaust Oxygen	COS838	1	Direct Fit 4 Wire: LH Side Manifold: After Cat
Sensor – Exhaust Oxygen	COS892	1	Direct Fit 4 Wire: LH Side Manifold: Before Cat
Sensor – Exhaust Oxygen	COS838	1	Direct Fit 4 Wire: RH Side Manifold: After Cat
Sensor – Exhaust Oxygen	COS893	1	Direct Fit 4 Wire: RH Side Manifold: Before Cat
Sensor – Exhaust Oxygen – Universal	COS724	2	Univ. 4 Wire: LH and RH Side Manifold: After Cat
Sensor – Throttle Position	CTPS154	1	
Switch – Oil Pressure Warning Light	CPS51	1	
RAV4 ACA22R: ACA23R 10/03-1/06 4 Cyl 2.4L 2AZFE DOHC 16V ESPFI 4WD			
Ignition – Coil and Igniter	CC310	4	
Sensor – Camshaft	CSCA103	1	
Sensor – Crankshaft	CSCA137	1	
Sensor – Exhaust Oxygen	COS895	1	Direct Fit 4 Wire: Manifold
Sensor – Exhaust Oxygen	COS882	1	Direct Fit 4 Wire: Engine Pipe
Sensor – Exhaust Oxygen – Universal	COS724	1	Universal 4 Wire: Engine Pipe
Sensor – Knock Control	CKS121	1	
Switch – Oil Pressure Warning Light	CPS51	1	
RAV4 ACA33R 2/06-on 4 Cyl 2.4L 2AZFE DOHC 16V MPFI 4WD			
Sensor – Camshaft	CSCA103	1	
Sensor – Crankshaft	CSCA137	1	
Sensor – Knock Control	CKS121	1	
Switch – Oil Pressure Warning Light	CPS51	1	
RAV4 GSA33R 8/07-on V6 Cyl 3.5L 2GRFE DOHC 24V MPFI 4WD			
Switch – Oil Pressure Warning Light	CPS51	1	
Soarer JZZ30 Twin Turbo 1/90-12/97 6 Cyl 2.5L 1JZGTE DOHC 24V MPFI RWD			
Sensor – Temperature Gauge	CTS106	1	To 11/1992
Sensor – Temperature Gauge	CTS150	1	From 11/1992
Soarer UZZ31 1/90-12/97 V8 Cyl 4.0L 1UZFE DOHC 32V MPFI RWD			
Sensor – Temperature Gauge	CTS110	1	To 10/1992
Sensor – Temperature Gauge	CTS154	1	From 10/1992
Spacia YR22 10/93-1/98 4 Cyl 2.2L 4YEC OHV MPFI FWD			
Ignition – Coil – Standard	CC217	1	To 10/1996
Ignition – Distributor Cap	JP584	1	Denso Electronic Distributor
Ignition – Distributor Rotor	JR577	1	Denso Electronic Distributor
Sensor – Coolant Temperature	CCS21	1	
Sensor – Exhaust Oxygen	COS730	1	Direct Fit 1 Wire With Flange
Sensor – Exhaust Oxygen – Universal	COS722	1	Universal 1 Wire With Flange
Spacia SR40 1/98-8/02 4 Cyl 2.0L 3SFE DOHC 16V MPFI FWD			
Sensor – Air Temperature – Inlet	CAT010	1	
Sensor – Exhaust Oxygen	COS858	1	Direct Fit 4 Wire
Sensor – Exhaust Oxygen – Universal	COS724	1	Universal 4 Wire
Sensor – Throttle Position	CTPS154	1	To 11/2001

APPLICATION GUIDE



Toyota	Part No	Qty	Notes
Sprinter KE15 1968-69 4 Cyl 1.1L K OHV 8V Carb. RWD			
Ignition – Coil – Standard	C1C31	1	
Ignition – Coil – Heavy Duty Oil Filled Type	C80	1	
Ignition – Distributor Cap	JP516	1	Denso Points Distributor
Ignition – Distributor Condenser	TC205	1	Denso Points Distributor
Ignition – Distributor Points / Contact Set	S204V	1	Denso Points Distributor
Ignition – Distributor Rotor	JR513	1	Denso Points Distributor
Sensor – Temperature Gauge	CTS104	1	
Switch – Oil Pressure Warning Light	CPS24	1	
Sprinter AE86 7/83-12/85 4 Cyl 1.6L 4AC SOHC 8V Carb. RWD			
Ignition – Coil – Standard	CC202	1	
Ignition – Distributor Cap	JP574	1	Denso Electronic Distributor
Ignition – Distributor Condenser	TC209	1	Denso Points Distributor
Ignition – Distributor Points / Contact Set	S214V	1	Denso Points Distributor
Ignition – Distributor Rotor	JR527	1	Denso Electronic Distributor
Sensor – Temperature Gauge	CTS110	1	
Switch – Radiator Fan	CFS24	1	
Sprinter AE102R 5/94-11/96 4 Cyl 1.8L 7AFE DOHC 16V MPFi FWD			
Ignition – Coil – Standard	CC216	1	
Ignition – Distributor Cap	BD112	1	Denso Electronic Distributor
Ignition – Distributor Rotor	JR613	1	Denso Electronic Distributor
Sensor – Air Temperature – Inlet	CAT010	1	
Sensor – Coolant Temperature	CCS21	1	
Sensor – Exhaust Oxygen	COS775	1	Direct Fit 2 Wire With Flange
Sensor – Exhaust Oxygen – Universal	COS725	1	Universal 2 Wire With Flange
Sensor – Temperature Gauge	CTS154	1	
Sensor – Throttle Position	CTPS111	1	
Switch – Brake Light	CSL59	1	
Switch – Radiator Fan	CFS63	1	
Starlet KP61R (NZ Market) 1983-85 4 Cyl 1.3L 4K			
Ignition – Coil – Standard	CC211	1	Denso Points Distributor
Ignition – Distributor Cap	JP534	1	Denso Points Distributor
Ignition – Distributor Condenser	TC206	1	Denso Points Distributor
Ignition – Distributor Points / Contact Set	S204V	1	Denso Points Distributor
Ignition – Distributor Rotor	JR527	1	Denso Points Distributor
Starlet EP76V (NZ Market) 1984-90 4 Cyl 1.3L 2EL			
Ignition – Distributor Cap	JP534	1	Denso Electronic Distributor
Ignition – Distributor Rotor	JR613	1	Denso Electronic Distributor
Starlet EP71: EP81 (NZ Market) 1984-93 4 Cyl 1.3L 2EE			
Ignition – Distributor Cap	JP534	1	Denso Electronic Distributor
Ignition – Distributor Rotor	JR613	1	Denso Electronic Distributor
Starlet EPKD: EEMX (NZ Market) 1986-90 4 Cyl 1.0L 1EL			
Ignition – Distributor Cap	JP546	1	Denso Electronic Distributor
Ignition – Distributor Rotor	JR527	1	Denso Electronic Distributor
Starlet EP80 (NZ Market) 1990-93 4 Cyl 1.0L 1EL			
Ignition – Distributor Cap	JP546	1	Denso Electronic Distributor
Ignition – Distributor Rotor	JR527	1	Denso Electronic Distributor

APPLICATION GUIDE



Toyota	Part No	Qty	Notes
Starlet EP82 EFi (NZ Market) 1/92-8/95 4 Cyl 1.3L 4EFE DOHC 16V			
Ignition – Distributor Cap	BD112	1	
Ignition – Distributor Rotor	JR613	1	
Starlet EP91R 4/96-10/99 4 Cyl 1.3L 4EFE DOHC 16V MPFi FWD			
Ignition – Coil – Standard	CC216	1	
Sensor – Air Temperature – Inlet	CAT010	1	
Sensor – Coolant Temperature	CCS21	1	
Sensor – Exhaust Oxygen	COS861	1	Direct Fit 4 Wire
Sensor – Exhaust Oxygen – Universal	COS724	1	Universal 4 Wire
Sensor – Temperature Gauge	CTS110	1	
Switch – Oil Pressure Warning Light	CPS51	1	
Stout RK40: RK43: RK100 1963-68 4 Cyl 1.9L 3R OHV Carb. RWD			
Ignition – Coil – Standard	CIC31	1	
Ignition – Coil – Heavy Duty Oil Filled Type	C80	1	
Ignition – Distributor Condenser	TC204	1	Denso Points Distributor
Ignition – Distributor Points / Contact Set	S204V	1	Denso Points Distributor
Ignition – Distributor Rotor	JR507	1	Denso Points Distributor
Stout RK101J: RK110R 1/70-12/83 4 Cyl 2.0L 5R OHV Carb. RWD			
Ignition – Coil – Standard	CIC32R	1	
Ignition – Coil – Heavy Duty Oil Filled Type	C80R	1	
Ignition – Coil – Heavy Duty Epoxy Type	CC254	1	
Ignition – Distributor Cap	JP516	1	Denso Points Distributor: To 1976
Ignition – Distributor Cap	JP534	1	Denso Points Distributor: From 1976
Ignition – Distributor Condenser	TC205	1	Denso Points Distributor: To 1976
Ignition – Distributor Condenser	TC206	1	Denso Points Distributor: From 1976
Ignition – Distributor Points / Contact Set	S202V	1	Denso Points Distributor: To 1976
Ignition – Distributor Points / Contact Set	S204V	1	Denso Points Distributor: From 1976
Ignition – Distributor Rotor	JR513	1	Denso Points Distributor: To 1976
Ignition – Distributor Rotor	JR527	1	Denso Points Distributor: From 1976
Sensor – Temperature Gauge	CTS104	1	To 12/1979
Sensor – Temperature Gauge	CTS106	1	From 12/1979
Switch – Oil Pressure Warning Light	CPS23	1	To 3/1979
Switch – Oil Pressure Warning Light	CPS24	1	From 4/1979
Supra MA61 10/83-3/86 6 Cyl 2.8L 5ME SOHC MPFi RWD			
Ignition – Coil – Standard	CC215	1	
Ignition – Distributor Cap	JP554	1	Denso Electronic Distributor
Ignition – Distributor Rotor	JR543	1	Denso Electronic Distributor
Sensor – Temperature Gauge	CTS106	1	
Switch – Oil Pressure Warning Light	CPS37	1	
Supra MA70 3/86-9/88 6 Cyl 3.0L 7MGE DOHC 24V MPFi RWD			
Ignition – Coil – Standard	CC288	1	
Ignition – Distributor Cap	JP582	1	Denso Electronic Distributor
Ignition – Distributor Rotor	JR575	1	Denso Electronic Distributor
Sensor – Coolant Temperature	CCS20	2	To 8/1988
Sensor – Coolant Temperature	CCS21	1	From 8/1988
Sensor – Exhaust Oxygen	COS730	1	Direct Fit 1 Wire With Flange
Sensor – Exhaust Oxygen – Universal	COS722	1	Universal 1 Wire With Flange
Sensor – Temperature Gauge	CTS106	1	

APPLICATION GUIDE



Toyota	Part No	Qty	Notes
Supra MA70 (NZ Market) 1987-89 6 Cyl 3.0L 7MGE			
Ignition – Distributor Cap	JP582	1	Denso Electronic Distributor
Ignition – Distributor Rotor	JR573	1	Denso Electronic Distributor
Supra MA71 Turbo 10/88-4/93 6 Cyl 3.0L 7MGTE DOHC 24V MPFi RWD			
Ignition – Distributor Cap	JP582	1	Denso Electronic Distributor
Ignition – Distributor Rotor	DR839	1	Denso Electronic Distributor
Sensor – Coolant Temperature	CCS20	1	To 8/1988
Sensor – Coolant Temperature	CCS21	1	From 8/1988
Sensor – Exhaust Oxygen	COS730	1	Direct Fit 1 Wire With Flange
Sensor – Exhaust Oxygen – Universal	COS722	1	Universal 1 Wire With Flange
Sensor – Temperature Gauge	CTS106	1	
T18 TE72 10/79-7/83 4 Cyl 1.8L 3TC OHV Carb. RWD			
Ignition – Coil – Standard	CIC32R	1	
Ignition – Coil – Heavy Duty Oil Filled Type	C80R	1	
Ignition – Coil – Heavy Duty Epoxy Type	CC254	1	
Ignition – Distributor Cap	JP534	1	Denso Points Distributor
Ignition – Distributor Condenser	MC418	1	Denso Points Distributor
Ignition – Distributor Points / Contact Set	S204V	1	Denso Points Distributor
Ignition – Distributor Rotor	JR527	1	Denso Points Distributor
Sensor – Temperature Gauge	CTS106	1	
Switch – Oil Pressure Warning Light	CPS37	1	
Tarago CR21 Diesel 1/83-12/88 4 Cyl 2.0L 2C OHC Di RWD			
Sensor – Temperature Gauge	CTS106	1	
Switch – Brake Light	CSL40	1	
Switch – Oil Pressure Warning Light	CPS23	1	
Tarago YR20: YR21 2/83-10/90 4 Cyl 1.8L 2YC: 2.0L 3YC OHV Carb. RWD			
Ignition – Coil – Standard	CC217	1	
Ignition – Distributor Cap	JP584	1	Denso Electronic Distributor
Ignition – Distributor Rotor	JR573	1	Denso Electronic Distributor: 1.8L
Ignition – Distributor Rotor	JR577	1	Denso Electronic Distributor: 2.0L
Ignition – Module	CM402	1	
Ignition – Pickup / Trigger	CIT104	1	
Sensor – Temperature Gauge	CTS106	1	
Switch – Brake Light	CSL40	1	
Switch – Oil Pressure Warning Light	CPS24	1	
Switch – Radiator Fan	CFS60	1	
Tarago YR31R (NZ Market) 1984-85 4 Cyl 2.0L 3Y			
Ignition – Coil – Standard	CC211	1	Denso Electronic Distributor
Ignition – Distributor Cap	JP584	1	Denso Electronic Distributor
Ignition – Distributor Rotor	JR573	1	Denso Electronic Distributor

APPLICATION GUIDE



Toyota	Part No	Qty	Notes
Tarago YR22:YR31 10/85-10/90 4 Cyl 2.2L 4YEC OHV MPFi RWD			
Ignition – Coil – Standard	CC217	1	To 1/1990
Ignition – Distributor Cap	JP584	1	Denso Electronic Distributor
Ignition – Distributor Rotor	JR577	1	Denso Electronic Distributor
Ignition – Pickup / Trigger	CIT140	1	From 9/1989
Sensor – Coolant Temperature	CCS20	1	To 8/1988
Sensor – Coolant Temperature	CCS21	1	From 8/1988
Sensor – Exhaust Oxygen	COS730	1	Direct Fit 1 Wire With Flange
Sensor – Exhaust Oxygen – Universal	COS722	1	Universal 1 Wire With Flange
Sensor – Temperature Gauge	CTS106	1	
Sensor – Throttle Position	CTPS102	1	To 1/1990
Switch – Brake Light	CSL40	1	
Switch – Radiator Fan	CFS60	1	
Tarago TCR10:TCR11:TCR20:TCR21 9/90-8/00 4 Cyl 2.4L 2TZFE DOHC 16V MPFi 4WD			
Ignition – Coil – Standard	CC275	1	
Ignition – Distributor Cap	JP824	1	Denso Electronic Distributor
Ignition – Distributor Rotor	JR649	1	Denso Electronic Distributor
Ignition – Module	CM437	1	To 8/1993
Ignition – Module	CM436	1	From 8/1996
Sensor – Air Temperature – Inlet	CAT010	1	
Sensor – Coolant Temperature	CCS21	1	
Sensor – Exhaust Oxygen	COS774	1	Direct Fit 4 Wire With Flange: Front Before Catalyst
Sensor – Exhaust Oxygen	COS775	1	Direct Fit 2 Wire With Flange: Rear After Catalyst
Sensor – Exhaust Oxygen – Universal	COS726	1	Univ. 4 Wire With Flange: Front Before Catalyst
Sensor – Exhaust Oxygen – Universal	COS725	1	Universal 2 Wire With Flange: Rear After Catalyst
Sensor – Temperature Gauge	CTS106	1	To 5/1992
Sensor – Temperature Gauge	CTS150	1	From 5/1992
Sensor – Throttle Position	CTPS153	1	
Switch – Brake Light	CSL47	1	
Tarago ACR30R 6/00-2/06 4 Cyl 2.4L 2AZFE DOHC 16V ESPFi FWD			
Ignition – Coil and Igniter	CC310	4	
Sensor – Coolant Temperature	CCS21	1	
Sensor – Crankshaft	CSCA137	1	
Sensor – Knock Control	CKS121	1	From 4/2003
Sensor – Throttle Position	CTPS154	1	
Tarago ACR50 3/06-on 4 Cyl 2.4L 2AZFE DOHC 16V ESPFi FWD			
Sensor – Camshaft	CSCA103	1	
Sensor – Crankshaft	CSCA137	1	
Sensor – Knock Control	CKS121	1	
Tarago GSR50R 4/06-on V6 Cyl 3.5L 2GRFE DOHC 24V MPFi FWD			
Sensor – Camshaft	CSCA147	4	
Sensor – Crankshaft	CSCA138	1	
Sensor – Knock Control	CKS121	1	

APPLICATION GUIDE



Toyota	Part No	Qty	Notes
Tercel AL25 10/83-4/88 4 Cyl 1.5L 3AC SOHC 8V Carb. 4WD			
Ignition – Coil – Standard	CIC32R	1	Points ignition
Ignition – Coil – Standard	CC216	1	Electronic Ignition
Ignition – Coil – Heavy Duty	C80R	1	Points ignition
Ignition – Distributor Cap	JP574	1	Denso Points Distributor
Ignition – Distributor Cap	JP800	1	Denso Electronic Distributor
Ignition – Distributor Condenser	MC418	1	Denso Points Distributor
Ignition – Distributor Points / Contact Set	S214V	1	Denso Points Distributor
Ignition – Distributor Rotor	JR527	1	Denso Points Distributor
Ignition – Distributor Rotor	JR613	1	Denso Electronic Distributor
Ignition – Pickup / Trigger	CIT103	1	Denso Electronic Distributor: From 11/1985
Sensor – Temperature Gauge	CTS106	1	
Switch – Oil Pressure Warning Light	CPS24	1	
Switch – Radiator Fan	CFS24	1	
Tercel EL43 (NZ Market) 1991 4 Cyl 1.5L 5E-FHE			
Ignition – Distributor Cap	BD112	1	Denso Electronic Distributor
Ignition – Distributor Rotor	JR613	1	Denso Electronic Distributor
Townace YR39 4/92-1/97 4 Cyl 2.0L 3YC OHV 8V Carb. RWD			
Ignition – Coil – Standard	CC217	1	
Ignition – Distributor Cap	JP584	1	Denso Electronic Distributor
Ignition – Distributor Rotor	JR577	1	Denso Electronic Distributor
Ignition – Module	CM402	1	
Ignition – Pickup / Trigger	CIT104	1	
Sensor – Temperature Gauge	CTS106	1	To 9/1993
Sensor – Temperature Gauge	CTS150	1	From 9/1993
Townace KR42 2/97-12/98 4 Cyl 1.8L 7KC OHV Carb. RWD			
Ignition – Coil – Standard	CC231	1	
Ignition – Distributor Rotor	JR527	1	
Townace KR42R 12/98-2/05 4 Cyl 1.8L 7KE OHV 8V MPFi RWD			
Ignition – Coil – Standard	CC231	1	
Sensor – Air Temperature – Inlet	CAT010	1	To 10/2003
Sensor – Temperature Gauge	CTS150	1	
Sensor – Throttle Position	CTPS154	1	
Toyo-Ace RY16 1968-79 4 Cyl 2.0L 5R OHV Carb. RWD			
Ignition – Coil – Standard	CIC32R	1	
Ignition – Coil – Heavy Duty Oil Filled Type	C80R	1	
Ignition – Coil – Heavy Duty Epoxy Type	CC254	1	
Ignition – Distributor Cap	JP534	1	Denso Points Distributor: To 1977
Ignition – Distributor Condenser	MC418	1	Denso Points Distributor: To 1977
Ignition – Distributor Points / Contact Set	S204V	1	Denso Points Distributor: To 1977
Ignition – Distributor Rotor	JR527	1	Denso Points Distributor: To 1977
Toyo-Ace LY31 Diesel 9/83-12/85 4 Cyl 2.4L 2L SOHC 8V Di RWD			
Sensor – Temperature Gauge	CTS106	1	
Switch – Oil Pressure Warning Light	CPS23	1	

APPLICATION GUIDE



Toyota	Part No	Qty	Notes
Vienta VCV10: VCV10R 10/95-8/97 V6 Cyl 3.0L 3VZFE DOHC 24V EFI FWD			
Ignition – Coil – Standard	CC227	1	
Ignition – Distributor Cap	BD138	1	Denso Electronic Distributor
Ignition – Distributor Rotor	BD139	1	Denso Electronic Distributor
Ignition – Module	CM438	1	
Sensor – Coolant Temperature	CCS21	1	
Sensor – Exhaust Oxygen	COS730	2	Direct Fit 1 Wire With Flange
Sensor – Exhaust Oxygen – Universal	COS722	2	Universal 1 Wire With Flange
Switch – Radiator Fan	CFS55	1	
Vienta MCV20R 8/97-10/00 V6 Cyl 3.0L 1MZFE DOHC 24V EFI FWD			
Ignition – Coil – Standard	CC329	6	
Sensor – Exhaust Oxygen	COS861	2	Direct Fit 4 Wire
Sensor – Exhaust Oxygen – Universal	COS724	2	Universal 4 Wire
Switch – Radiator Fan	CFS75	1	
Vista SV21 (NZ Market) 1988-90 4 Cyl 2.0L 3S-GE DOHC 16V			
Ignition – Distributor Cap and Leads	JP805	1	Denso Electronic Distributor
Ignition – Distributor Rotor	JR613	1	Denso Electronic Distributor
Windom VCV10 (NZ Market) 10/91-8/96 V6 Cyl 3.0L 3VZFE DOHC 24V			
Ignition – Coil – Standard	CC227	1	Denso Electronic Distributor
Ignition – Distributor Cap	BD138	1	Denso Electronic Distributor
Ignition – Distributor Rotor	BD139	1	Denso Electronic Distributor
Windom VCV11 (NZ Market) 8/93-8/96 V6 Cyl 2.5L 4VZFE DOHC			
Ignition – Distributor Cap	BD138	1	
Ignition – Distributor Rotor	BD139	1	
Yaris NCP90R: NCP91R: NCP93R 11/05-on 4 Cyl 1.3L 2NZFE: 1.5L 1NZFE DOHC 16V ESPFI FWD			
Ignition – Coil and Igniter	CC296	4	
Sensor – Camshaft	CSCA102	1	
Sensor – Crankshaft	CSCA136	1	
Sensor – Knock Control	CKS121	1	
Switch – Oil Pressure Warning Light	CPS51	1	
Triumph			
2.5 Pi 1969-75 6 Cyl 2.5L EFI RWD			
Ignition – Coil – Standard	CIC32R	1	
Ignition – Coil – Heavy Duty Oil Filled Type	C80R	1	
Ignition – Coil – Heavy Duty Epoxy Type	CC254	1	
Ignition – Distributor Condenser	LC103	1	Lucas Points Distributor
Ignition – Distributor Points / Contact Set	L19V	1	Lucas Points Distributor
Ignition – Distributor Rotor	BD250	1	Lucas Points Distributor
Sensor – Temperature Gauge	CTS119	1	
Switch – Oil Pressure Warning Light	CPS31	1	
2000 Mk.1 1964-69 6 Cyl 2.0L Carb. RWD			
Sensor – Temperature Gauge	CTS119	1	
Switch – Oil Pressure Warning Light	CPS31	1	

APPLICATION GUIDE



Triumph	Part No	Qty	Notes
2000 Mk.2			
1970-77 6 Cyl 2.0L Carb. RWD			
Ignition – Coil – Standard	CIC32R	1	
Ignition – Coil – Heavy Duty Oil Filled Type	C80R	1	
Ignition – Coil – Heavy Duty Epoxy Type	CC254	1	
Ignition – Distributor Cap	BD290	1	Lucas Points Distributor: From 1973
Ignition – Distributor Condenser	LC103	1	Lucas Points Distributor: To 1973
Ignition – Distributor Condenser	LC104	1	Lucas Points Distributor: From 1973
Ignition – Distributor Points / Contact Set	L19V	1	Lucas Points Distributor: To 1973
Ignition – Distributor Points / Contact Set	L24V	1	Lucas Points Distributor: From 1973
Ignition – Distributor Rotor	BD256	1	Lucas Points Distributor: To 1973
Ignition – Distributor Rotor	BD287	1	Lucas Points Distributor: From 1973
Sensor – Temperature Gauge	CTS119	1	
Switch – Oil Pressure Warning Light	CPS31	1	
2500			
3/73-6/78 6 Cyl 2.5L Carb. RWD			
Ignition – Coil – Standard	CIC32R	1	
Ignition – Coil – Heavy Duty Oil Filled Type	C80R	1	
Ignition – Coil – Heavy Duty Epoxy Type	CC254	1	
Ignition – Distributor Cap	BD290	1	Lucas Points Distributor
Ignition – Distributor Points / Contact Set	L24V	1	Lucas Points Distributor
Ignition – Distributor Rotor	BD287	1	Lucas Points Distributor
Sensor – Temperature Gauge	CTS119	1	
Switch – Oil Pressure Warning Light	CPS31	1	
Dolomite			
9/75-6/78 4 Cyl 1.9L SOHC 8V 2xCarb. RWD			
Ignition – Coil – Standard	CIC32R	1	
Ignition – Coil – Heavy Duty Oil Filled Type	C80R	1	
Ignition – Coil – Heavy Duty Epoxy Type	CC254	1	
Ignition – Distributor Condenser	UC11E	1	Delco Points Distributor
Ignition – Distributor Points / Contact Set	S50	1	Delco Points Distributor
Sensor – Temperature Gauge	CTS119	1	
Switch – Oil Pressure Warning Light	CPS31	1	
Dolomite Sprint			
9/75-6/78 4 Cyl 2.0L SOHC 8V 2xCarb. RWD			
Ignition – Coil – Standard	CIC32R	1	
Ignition – Coil – Heavy Duty Oil Filled Type	C80R	1	
Ignition – Coil – Heavy Duty Epoxy Type	CC254	1	
Ignition – Distributor Cap	BD288	1	Lucas Points Distributor
Ignition – Distributor Condenser	LC104	1	Lucas Points Distributor
Ignition – Distributor Points / Contact Set	L24V	1	Lucas Points Distributor
Sensor – Temperature Gauge	CTS119	1	
Switch – Oil Pressure Warning Light	CPS31	1	
GT6 Mk.I: Mk.II: Mk.III			
3/67-7/73 6 Cyl 2.0L Carb. RWD			
Ignition – Coil – Standard	CIC31	1	
Ignition – Coil – Heavy Duty Oil Filled Type	C80	1	
Ignition – Distributor Cap	DR86	1	Delco Points Distributor
Ignition – Distributor Condenser	UC11E	1	Delco Points Distributor
Ignition – Distributor Condenser	LC103	1	Lucas Points Distributor
Ignition – Distributor Points / Contact Set	S52	1	Delco Points Distributor
Ignition – Distributor Points / Contact Set	L19V	1	Lucas Points Distributor
Ignition – Distributor Rotor	RE85	1	Delco Points Distributor
Ignition – Distributor Rotor	BD250	1	Lucas Points Distributor
Sensor – Temperature Gauge	CTS119	1	
Switch – Oil Pressure Warning Light	CPS20	1	

APPLICATION GUIDE



Triumph	Part No	Qty	Notes
Herald			
1959-64 4 Cyl 948cc Carb. RWD			
Sensor – Temperature Gauge	CTS119	1	
Switch – Oil Pressure Warning Light	CPS31	1	
Herald			
1959-64 4 Cyl 1.1L Carb. RWD			
Ignition – Coil – Standard	CIC31	1	
Ignition – Coil – Heavy Duty Oil Filled Type	C80	1	
Ignition – Distributor Condenser	LC103	1	Lucas Points Distributor
Ignition – Distributor Points / Contact Set	L19V	1	Lucas Points Distributor
Ignition – Distributor Rotor	BD229	1	Lucas Points Distributor
Sensor – Temperature Gauge	CTS119	1	
Switch – Oil Pressure Warning Light	CPS31	1	
Herald			
1967-71 4 Cyl 1.3L Carb. RWD			
Ignition – Coil – Standard	CIC31	1	
Ignition – Coil – Heavy Duty Oil Filled Type	C80	1	
Ignition – Distributor Cap	BD276	1	Lucas Points Distributor
Ignition – Distributor Condenser	LC103	1	Lucas Points Distributor
Ignition – Distributor Points / Contact Set	L19V	1	Lucas Points Distributor
Ignition – Distributor Rotor	BD229	1	Lucas Points Distributor
Sensor – Temperature Gauge	CTS119	1	
Switch – Oil Pressure Warning Light	CPS31	1	
Spitfire			
1963-65 4 Cyl 1.1L Carb. RWD			
Ignition – Coil – Standard	CIC31	1	
Ignition – Coil – Heavy Duty Oil Filled Type	C80	1	
Ignition – Distributor Cap	DR101	1	Delco Points Distributor
Ignition – Distributor Condenser	UC11E	1	Delco Points Distributor
Ignition – Distributor Points / Contact Set	S52	1	Delco Points Distributor
Ignition – Distributor Rotor	RE85	1	Delco Points Distributor
Sensor – Temperature Gauge	CTS119	1	
Switch – Oil Pressure Warning Light	CPS31	1	
Spitfire Mk.II: Mk.III: Mk.IV			
1966-80 4 Cyl 1.3L Carb. RWD			
Ignition – Coil – Standard	CIC31	1	
Ignition – Coil – Heavy Duty Oil Filled Type	C80	1	
Ignition – Distributor Cap	BD288	1	Lucas Points Distributor: From 1968 To 1973
Ignition – Distributor Condenser	LC104	1	Lucas Points Distributor: From 1968 To 1973
Ignition – Distributor Points / Contact Set	L24V	1	Lucas Points Distributor: From 1968 To 1973
Ignition – Distributor Rotor	BD287	1	Lucas Points Distributor: From 1968 To 1973
Sensor – Temperature Gauge	CTS119	1	
Switch – Oil Pressure Warning Light	CPS31	1	
Stag			
7/72-6/78 V8 Cyl 3.0L Carb. RWD			
Ignition – Coil – Standard	CIC32R	1	
Ignition – Coil – Heavy Duty Oil Filled Type	C80R	1	
Ignition – Coil – Heavy Duty Epoxy Type	CC254	1	
Ignition – Distributor Cap	BD280	1	Lucas Points Distributor
Ignition – Distributor Condenser	LC103	1	Lucas Points Distributor
Ignition – Distributor Points / Contact Set	L19V	1	Lucas Points Distributor
Ignition – Distributor Rotor	BD257	1	Lucas Points Distributor
Sensor – Temperature Gauge	CTS119	1	
Switch – Oil Pressure Warning Light	CPS31	1	

APPLICATION GUIDE



Triumph	Part No	Qty	Notes
Toledo			
1970-78 4 Cyl 1.3, 1.5L Carb. RWD			
Sensor – Temperature Gauge	CTS119	1	
TR4: TR4A			
1956-67 4 Cyl & 6 Cyl Carb. RWD			
Sensor – Temperature Gauge	CTS119	1	
Switch – Oil Pressure Warning Light	CPS31	1	
TR5: TR6			
1967-75 6 Cyl 2.5L EFi RWD			
Ignition – Coil – Standard	CIC31	1	
Ignition – Coil – Heavy Duty Oil Filled Type	C80	1	
Ignition – Distributor Cap	BD286	1	Lucas Points Distributor: From 1969
Ignition – Distributor Condenser	LC103	1	Lucas Points Distributor
Ignition – Distributor Points / Contact Set	L19V	1	Lucas Points Distributor
Ignition – Distributor Rotor	BD250	1	Lucas Points Distributor
Sensor – Temperature Gauge	CTS119	1	
Switch – Oil Pressure Warning Light	CPS31	1	
TR7			
1975-82 4 Cyl 2.0L Carb. RWD			
Ignition – Coil – Standard	CIC32R	1	
Ignition – Coil – Heavy Duty Oil Filled Type	C80R	1	
Ignition – Coil – Heavy Duty Epoxy Type	CC254	1	
Ignition – Distributor Cap	BD288	1	Lucas Electronic Distributor: From 1978
Ignition – Distributor Condenser	UC11E	1	Delco Points Distributor: From 1978
Ignition – Distributor Points / Contact Set	S50	1	Delco Points Distributor: From 1978
Ignition – Distributor Rotor	BD287	1	Lucas Electronic Distributor: From 1978
Sensor – Temperature Gauge	CTS119	1	
Switch – Oil Pressure Warning Light	CPS31	1	
Universal			
Universal Applications			
Sensor – MAP	CMS206	1	Universal 1 Bar for Performance Applications
Sensor – MAP	CMS207	1	Universal 2 Bar for Performance Applications
Sensor – MAP	CMS208	1	Universal 3 Bar for Performance Applications
Vauxhall			
Viva HA: HB			
1963-68 4 Cyl 1.1L Carb. RWD			
Ignition – Coil – Standard	CIC31	1	
Ignition – Coil – Heavy Duty Oil Filled Type	C80	1	
Ignition – Distributor Cap	DR101	1	Delco Distributor
Ignition – Distributor Cap	BD278	1	Lucas Distributor: From 1966 To 1967
Ignition – Distributor Condenser	UC11E	1	Delco Distributor
Ignition – Distributor Condenser	LC103	1	Lucas Distributor: From 1966 To 1967
Ignition – Distributor Points / Contact Set	S52	1	Delco Distributor
Ignition – Distributor Points / Contact Set	L19V	1	Lucas Distributor: From 1966 To 1967
Ignition – Distributor Rotor	RE85	1	Delco Distributor
Ignition – Distributor Rotor	BD256	1	Lucas Distributor: From 1966 To 1967

APPLICATION GUIDE



Volkswagen	Part No	Qty	Notes
1600 TLE Type 3 8/71-7/73 4 Cyl 1.6L EFI RWD			
Ignition – Coil – Standard	CIC31	1	
Ignition – Coil – Heavy Duty Oil Filled Type	C80	1	
Ignition – Distributor Cap	BH78	1	
Ignition – Distributor Condenser	BC89	1	
Ignition – Distributor Points / Contact Set	S11V	1	
Ignition – Distributor Rotor	BH77	1	
Beetle 1200 1960-2/67 4 Cyl 1.2L Carb. RWD			
Ignition – Distributor Cap	BH78	1	Bosch Points Distributor: From 1964
Ignition – Distributor Condenser	BC63	1	Bosch Points Distributor: To 1964
Ignition – Distributor Condenser	BC58	1	Bosch Points Distributor: From 1964
Ignition – Distributor Points / Contact Set	S2V	1	Bosch Points Distributor: From 1964
Ignition – Distributor Rotor	BH75	1	Bosch Points Distributor: To 1964
Ignition – Distributor Rotor	BH77	1	Bosch Points Distributor: From 1964
Switch – Oil Pressure Warning Light	CPS20	1	
Beetle 1500 1960-71 4 Cyl 1.5L Carb. RWD			
Ignition – Coil – Standard	CIC31	1	
Ignition – Coil – Heavy Duty Oil Filled Type	C80	1	
Ignition – Distributor Cap	BH100	1	Bosch Points Distributor: From 1968
Ignition – Distributor Condenser	BC98	1	Bosch Points Distributor: From 1968
Ignition – Distributor Condenser	BC89	1	Bosch Points Distributor: From 1968
Ignition – Distributor Points / Contact Set	S12	1	Bosch Points Distributor: Check lead direction: From 1968
Ignition – Distributor Points / Contact Set	S11V	1	Bosch Points Distributor: Check lead direction: From 1968
Ignition – Distributor Rotor	BH95	1	Bosch Points Distributor: From 1968
Switch – Oil Pressure Warning Light	CPS20	1	
Beetle 1300 1964-75 4 Cyl 1.3L Carb. RWD			
Ignition – Coil – Standard	CIC31	1	
Ignition – Coil – Heavy Duty Oil Filled Type	C80	1	
Ignition – Distributor Cap	BH78	1	Bosch Points Distributor: From 1966 To 1970
Ignition – Distributor Cap	BH100	1	Bosch Points Distributor: From 1970 To 1971
Ignition – Distributor Cap	BH78	1	Bosch Points Distributor: From 1971 To 1974
Ignition – Distributor Cap	BH100	1	Bosch Points Distributor: From 1974
Ignition – Distributor Condenser	BC58	1	Bosch Points Distributor: From 1966 To 1970
Ignition – Distributor Condenser	BC89	1	Bosch Points Distributor: From 1970 To 1974
Ignition – Distributor Condenser	BC58	1	Bosch Points Distributor: From 1974
Ignition – Distributor Points / Contact Set	S2V	1	Bosch Points Distributor: From 1966 To 1970
Ignition – Distributor Points / Contact Set	S11V	1	Bosch Points Distributor: From 1970 To 1971
Ignition – Distributor Points / Contact Set	S1V	1	Bosch Points Distributor: From 1971 To 1974
Ignition – Distributor Points / Contact Set	S11V	1	Bosch Points Distributor: From 1974
Ignition – Distributor Rotor	BH77	1	Bosch Points Distributor: From 1966 To 1970
Ignition – Distributor Rotor	BH95	1	Bosch Points Distributor: From 1970 To 1971
Ignition – Distributor Rotor	BH77	1	Bosch Points Distributor: From 1971 To 1974
Ignition – Distributor Rotor	BH95	1	Bosch Points Distributor: From 1974
Switch – Oil Pressure Warning Light	CPS20	1	

APPLICATION GUIDE



Volkswagen	Part No	Qty	Notes
Beetle 1600 1966-76 4 Cyl 1.6L Carb. RWD			
Ignition – Coil – Standard	C1C31	1	
Ignition – Coil – Heavy Duty Oil Filled Type	C80	1	
Ignition – Distributor Cap	BH100	1	Bosch Points Distributor: From 1971 To 1971
Ignition – Distributor Cap	BH78	1	Bosch Points Distributor: From 1971
Ignition – Distributor Condenser	BC89	1	Bosch Points Distributor: From 1971
Ignition – Distributor Points / Contact Set	S11V	1	Bosch Points Distributor: From 1971 To 1971
Ignition – Distributor Points / Contact Set	S1V	1	Bosch Points Distributor: From 1971
Ignition – Distributor Rotor	BH95	1	Bosch Points Distributor: From 1971 To 1971
Ignition – Distributor Rotor	BH77	1	Bosch Points Distributor: From 1971
Switch – Oil Pressure Warning Light	CPS20	1	
Beetle 1600 1/02-on 4 Cyl 1.6L AYD SOHC 8V MPFI FWD			
Ignition – Coil and Igniter	CC377	1	
Sensor – Air Flow / MAF	CAF019	1	
Beetle 2000 5/03-on 4 Cyl 2.0L AQY SOHC 16V EPFI FWD			
Ignition – Coil and Igniter	CC377	1	
Caravelle 1984-12/92 4 Cyl 1.9L: 2.1L OHV Carb. FWD			
Ignition – Distributor Cap	BH136	1	Bosch Electronic Distributor
Ignition – Distributor Rotor	DR541	1	Bosch Electronic Distributor
Ignition – Module	CM409	1	
Caravelle 5/89-12/92 4 Cyl 2.1L MV OHV PFI RWD & 4WD			
Sensor – Exhaust Oxygen – Universal	COS721	1	Universal 3 Wire
Golf 1/76-12/80 4 Cyl 1.6L SOHC 8V Carb. FWD			
Ignition – Coil – Standard	C1C32R	1	
Ignition – Coil – Heavy Duty Oil Filled Type	C80R	1	
Ignition – Coil – Heavy Duty Epoxy Type	CC254	1	
Ignition – Distributor Cap	BH136	1	Bosch Points Distributor
Ignition – Distributor Condenser	BC115	1	Bosch Points Distributor
Ignition – Distributor Points / Contact Set	S11V	1	Bosch Points Distributor
Ignition – Distributor Rotor	BH95	1	Bosch Points Distributor
Golf A1 3/77-12/80 4 Cyl 1.6L SOHC 8V Carb. FWD			
Sensor – Temperature Gauge	CTS116	1	
Switch – Oil Pressure Warning Light	CPS20	1	
Switch – Radiator Fan	CFS18	1	
Golf A2 9/90-7/94 4 Cyl 1.8L JH, 2H SOHC 8V EFI FWD			
Sensor – Air Flow / MAF	CAF012	1	
Sensor – Exhaust Oxygen – Universal	COS721	1	Universal 3 Wire
Golf 13J4 (NZ Market) 1994-98 4 Cyl 1.8L ADZ			
Ignition – Distributor Rotor	DR127	1	Bosch Electronic Distributor
Golf GL 8/94-9/98 4 Cyl 2.0L 2E SOHC 8V ESPFI FWD			
Ignition – Distributor Cap	JP987	1	Bosch Electronic Distributor: To 9/1997
Ignition – Distributor Rotor	DR127	1	Bosch Electronic Distributor: To 9/1997

APPLICATION GUIDE



Volkswagen	Part No	Qty	Notes	
Golf VR6 3/94-10/98 V6 Cyl 2.8L AAA SOHC 12V MPFi FWD				
Sensor – Crankshaft	CSCA184	1	Oil Temperature Gauge: 0-150°C: M10x1	
Sensor – Knock Control	CKS110	1		
Sensor – Temperature Gauge	CTS161	1		
Golf GL 3/95-6/00 4 Cyl 2.0L ADY SOHC 8V MPFi FWD				
Ignition – Coil and Igniter	CC376	1	To 9/1998	
Golf GL 3/95-3/03 4 Cyl 2.0L AGG SOHC 8V MPFi FWD				
Sensor – Temperature Gauge	CTS160	1	2 Pin M20 Green/Black	
Golf CL 10/95-12/96 4 Cyl 1.8L ADZ SOHC 8V MPFi FWD				
Ignition – Coil and Igniter	CC376	1		
Sensor – Air Flow / MAF	CAF012	1		
Golf GLE 10/98-6/99 4 Cyl 1.8L ADZ DOHC 20V MPFi FWD				
Ignition – Coil and Igniter	CC377	1		
Sensor – Air Flow / MAF	CAF012	1		
Golf GL 10/98-2/02 4 Cyl 1.6L AKL SOHC 8V MPFi FWD				
Ignition – Coil and Igniter	CC377	1	Universal 3 Wire	
Sensor – Exhaust Oxygen – Universal	COS721	1		
Golf 10/98-7/00 4 Cyl 1.8L AEB SOHC 8V MPFi FWD				
Sensor – Exhaust Oxygen – Universal	COS721	1	Universal 3 Wire	
Golf GTi Turbo 3/99-7/04 4 Cyl 1.8L AGU DOHC 20V MPFi FWD				
Sensor – Air Flow / MAF	CAF013	1		
Golf GLE 7/99-2/02 4 Cyl 2.0L AGY SOHC 8V MPFi FWD				
Ignition – Coil and Igniter	CC376	1		
Golf GL Rally 11/99-3/01 4 Cyl 1.6L AKL SOHC 8V MPFi FWD				
Sensor – Air Flow / MAF	CAF019	1		
Kombi 1965-67 4 Cyl 1.5L Carb. RWD				
Ignition – Distributor Cap	BH78	1	Bosch Points Distributor	
Ignition – Distributor Condenser	BC58	1	Bosch Points Distributor	
Ignition – Distributor Points / Contact Set	S2V	1	Bosch Points Distributor	
Ignition – Distributor Rotor	BH77	1	Bosch Points Distributor	
Kombi 1968-72 4 Cyl 1.6L Carb. RWD				
Ignition – Coil – Standard	CIC31	1	Bosch Points Distributor: From 1968 To 1969	
Ignition – Coil – Heavy Duty Oil Filled Type	C80	1		
Ignition – Distributor Cap	BH100	1		
Ignition – Distributor Cap	BH78	1		Bosch Points Distributor: To 1970
Ignition – Distributor Cap	BH100	1		Bosch Points Distributor: From 1971
Ignition – Distributor Condenser	BC58	1		Bosch Points Distributor: To 1970
Ignition – Distributor Condenser	BC89	1		Bosch Points Distributor: From 1971
Ignition – Distributor Points / Contact Set	S12	1		Bosch Points Distributor: To 1970
Ignition – Distributor Points / Contact Set	S11V	1		Bosch Points Distributor: From 1971
Ignition – Distributor Rotor	BH95	1		Bosch Points Distributor: From 1968 To 1969
Ignition – Distributor Rotor	BH77	1		Bosch Points Distributor: From 1968 To 1970

APPLICATION GUIDE



Volkswagen	Part No	Qty	Notes
Kombi 1971-73 4 Cyl 1.7L Carb. RWD			
Ignition – Coil – Standard	C1C31	1	
Ignition – Coil – Heavy Duty Oil Filled Type	C80	1	
Kombi 1974-75 4 Cyl 1.8L Carb. RWD			
Ignition – Coil – Standard	C1C31	1	
Ignition – Coil – Heavy Duty Oil Filled Type	C80	1	
Ignition – Distributor Cap	BH100	1	Bosch Points Distributor
Ignition – Distributor Condenser	BC119	1	Bosch Points Distributor
Ignition – Distributor Points / Contact Set	S11V	1	Bosch Points Distributor
Ignition – Distributor Rotor	BH213	1	Bosch Points Distributor
Kombi 1976-83 4 Cyl 2.0L Carb. RWD			
Ignition – Coil – Standard	C1C31	1	
Ignition – Coil – Heavy Duty Oil Filled Type	C80	1	
Ignition – Distributor Cap	BH100	1	Bosch Points Distributor
Ignition – Distributor Condenser	BC115	1	Bosch Points Distributor
Ignition – Distributor Points / Contact Set	S11V	1	Bosch Points Distributor
Ignition – Distributor Rotor	BH95	1	Bosch Points Distributor
Kombi 1984-86 4 Cyl 1.9L Carb. RWD			
Ignition – Coil – Standard	C1C31	1	
Ignition – Coil – Heavy Duty Oil Filled Type	C80	1	
Ignition – Distributor Cap	BH136	1	Bosch Electronic Distributor
Ignition – Distributor Rotor	DR541	1	Bosch Electronic Distributor
Kombi MPFi 1988-92 4 Cyl 2.1L EFi RWD			
Sensor – Exhaust Oxygen – Universal	COS721	1	Universal 3 Wire
Micro Bus 1973 4 Cyl 1.7L Carb. RWD			
Ignition – Coil – Standard	C1C31	1	
Ignition – Coil – Heavy Duty Oil Filled Type	C80	1	
Ignition – Distributor Cap	BH100	1	Bosch Points Distributor
Ignition – Distributor Condenser	BC89	1	Bosch Points Distributor
Ignition – Distributor Points / Contact Set	S11V	1	Bosch Points Distributor
Ignition – Distributor Rotor	BH213	1	Bosch Points Distributor
Micro Bus 1974-75 4 Cyl 1.8L Carb. RWD			
Ignition – Coil – Standard	C1C31	1	
Ignition – Coil – Heavy Duty Oil Filled Type	C80	1	
Ignition – Distributor Cap	BH100	1	Bosch Points Distributor
Ignition – Distributor Condenser	BC119	1	Bosch Points Distributor
Ignition – Distributor Points / Contact Set	S11V	1	Bosch Points Distributor
Ignition – Distributor Rotor	BH213	1	Bosch Points Distributor
Micro Bus 11/75-12/83 4 Cyl 2.0L Carb. RWD			
Ignition – Coil – Standard	C1C31	1	
Ignition – Coil – Heavy Duty Oil Filled Type	C80	1	
Ignition – Distributor Cap	BH100	1	Bosch Points Distributor
Ignition – Distributor Condenser	BC115	1	Bosch Points Distributor
Ignition – Distributor Points / Contact Set	S11V	1	Bosch Points Distributor
Ignition – Distributor Rotor	BH95	1	Bosch Points Distributor

APPLICATION GUIDE



Volkswagen	Part No	Qty	Notes
Passat 2/74-11/75 4 Cyl 1.3L: 1.5L Carb. FWD			
Ignition – Coil – Standard	CIC32R	1	
Ignition – Coil – Heavy Duty Oil Filled Type	C80R	1	
Ignition – Coil – Heavy Duty Epoxy Type	CC254	1	
Ignition – Distributor Cap	BH100	1	Bosch Points Distributor
Ignition – Distributor Condenser	BC58	1	Bosch Points Distributor
Ignition – Distributor Points / Contact Set	S11V	1	Bosch Points Distributor
Ignition – Distributor Rotor	BH95	1	Bosch Points Distributor
Passat 11/75-12/81 4 Cyl 1.6L Carb. FWD			
Ignition – Coil – Standard	CIC32R	1	
Ignition – Coil – Heavy Duty Oil Filled Type	C80R	1	
Ignition – Coil – Heavy Duty Epoxy Type	CC254	1	
Ignition – Distributor Cap	BH100	1	Bosch Points Distributor
Ignition – Distributor Condenser	BC115	1	Bosch Points Distributor
Ignition – Distributor Points / Contact Set	S11V	1	Bosch Points Distributor
Ignition – Distributor Rotor	BH95	1	Bosch Points Distributor
Sensor – Temperature Gauge	CTS116	1	
Switch – Oil Pressure Warning Light	CPS20	1	
Switch – Radiator Fan	CFS18	1	
Passat Z31 (NZ Market) 1988-94 4 Cyl 2.0L 2E			
Ignition – Distributor Rotor	DR127	1	Bosch Electronic Distributor
Passat 8/95-2/97 4 Cyl 2.0L EA87 SOHC 8V Digifant FWD			
Ignition – Coil and Igniter	CC376	1	
Passat Turbo 3/98-10/02 4 Cyl 1.8L AEB DOHC 20V MPFi FWD			
Ignition – Coil – Standard	CC371	4	
Sensor – Air Flow / MAF	CAF013	1	
Sensor – Air Flow / MAF	CAF020	1	
Passat V6 4Motion 8/00-7/04 V6 Cyl 2.8L DOHC 30V MPFi AWD			
Switch – Brake Light	CSL67	1	
Switch – Radiator Fan	CFS91	1	
Polo 6N10N4: GN10C4 (NZ Market) 1995-99 4 Cyl 1.4:1.6L AEX: AEA			
Ignition – Distributor Rotor	DR127	1	Bosch Electronic Distributor
Polo 10/96-10/00 4 Cyl 1.6L AEE SOHC 8V EFi FWD			
Ignition – Coil and Igniter	CC376	1	
Polo 9/00-12/01 4 Cyl 1.4L AHW DOHC 16V MPFi FWD			
Sensor – Crankshaft	CSCA197	1	To 2001
Touareg 9/03-on V6 Cyl 3.2L AZZ DOHC 24V EPFI 4WD			
Sensor – Camshaft	CSCA201	2	
Sensor – Knock Control	CKS118	1	Without Harness
Touareg 9/03-on V8 Cyl 4.2L AXQ DOHC 30V EPFI 4WD			
Sensor – Air Flow / MAF	CAF007	1	
Sensor – Camshaft	CSCA202	2	

APPLICATION GUIDE



Volkswagen	Part No	Qty	Notes
Transporter Kombi 1/84-12/86 4 Cyl 1.9L OHV Carb. RWD			
Ignition – Module	CM409	1	
Transporter T4 1/93-7/04 4 Cyl 2.0L AAC EFI FWD & RWD			
Ignition – Coil and Igniter	CC376	1	
Ignition – Distributor Cap	JP987	1	Bosch Electronic Distributor
Transporter 1/94-7/04 5 Cyl 2.5L AAF: AET SOHC 10V EFI RWD & 4WD			
Ignition – Coil and Igniter	CC376	1	
Vento GL 6/95-2/97 4 Cyl 2.0L 2E SOHC 8V MPFI FWD			
Ignition – Coil and Igniter	CC376	1	
Sensor – Temperature Gauge	CTS161	1	Oil Temperature: 0-150 Celsius: M10x1
Volvo			
142: 144: 145 10/68-3/75 4 Cyl 2.0L B20A Carb. RWD			
Ignition – Coil – Standard	CIC31	1	
Ignition – Coil – Heavy Duty Oil Filled Type	C80	1	
Ignition – Distributor Cap	BH72	1	Bosch Points Distributor: From 1971
Ignition – Distributor Condenser	BC74	1	Bosch Points Distributor: From 1971
Ignition – Distributor Points / Contact Set	S11V	1	Bosch Points Distributor: From 1971 To 1974
Ignition – Distributor Points / Contact Set	S15V	1	Bosch Points Distributor: From 1975
Ignition – Distributor Rotor	BH89	1	Bosch Points Distributor: From 1971 To 1974
Ignition – Distributor Rotor	BH95	1	Bosch Points Distributor: From 1975
Sensor – Temperature Gauge	CTS117	1	
Switch – Oil Pressure Warning Light	CPS31	1	
142 3/71-2/73 4 Cyl 2.0L B20E OHV 8V Fi RWD			
Ignition – Coil – Standard	CIC31	1	
Ignition – Coil – Heavy Duty Oil Filled Type	C80	1	
Ignition – Distributor Cap	BH100	1	Bosch Points Distributor
Ignition – Distributor Condenser	BC86	1	Bosch Points Distributor
Ignition – Distributor Points / Contact Set	S11V	1	Bosch Points Distributor
Ignition – Distributor Rotor	BH95	1	Bosch Points Distributor
Sensor – Temperature Gauge	CTS117	1	
Switch – Oil Pressure Warning Light	CPS31	1	
144 3/71-3/75 4 Cyl 2.0L B20D OHV 8V Fi RWD			
Ignition – Coil – Standard	CIC31	1	
Ignition – Coil – Heavy Duty Oil Filled Type	C80	1	
Ignition – Distributor Cap	BH100	1	Bosch Points Distributor: From 1973
Ignition – Distributor Condenser	BC74	1	Bosch Points Distributor: From 1973
Ignition – Distributor Points / Contact Set	S15V	1	Bosch Points Distributor: From 1973
Ignition – Distributor Rotor	BH95	1	Bosch Points Distributor: From 1973
Sensor – Temperature Gauge	CTS117	1	
Switch – Oil Pressure Warning Light	CPS31	1	

APPLICATION GUIDE



Volvo	Part No	Qty	Notes
164			
3/69-7/72 6 Cyl 3.0L B30A OHV 8V Carb. RWD			
Ignition – Coil – Standard	CC212	1	
Ignition – Distributor Cap	BH74	1	Bosch Points Distributor
Ignition – Distributor Condenser	BC74	1	Bosch Points Distributor
Ignition – Distributor Points / Contact Set	S15V	1	Bosch Points Distributor
Ignition – Distributor Rotor	BH89	1	Bosch Points Distributor
Sensor – Temperature Gauge	CTS117	1	
Switch – Oil Pressure Warning Light	CPS31	1	
164E: 164TE			
8/72-12/75 6 Cyl 3.0L B30E / F OHV 8V EFI RWD			
Ignition – Coil – Standard	CC212	1	
Ignition – Distributor Cap	BH140	1	Bosch Points Distributor
Ignition – Distributor Rotor	BH177	1	Bosch Points Distributor
240			
2/83-12/84 4 Cyl 2.1L B21A SOHC 8V Carb. RWD			
Ignition – Module	CM413	1	Inductive Pickup
Ignition – Module	CM409	1	Hall Pickup
240			
2/83-10/83 4 Cyl 2.3L B23E SOHC 8V K-jet RWD			
Ignition – Coil – Standard	CC212	1	
Sensor – Exhaust Oxygen	COS738	1	Direct Fit 1 Wire
Sensor – Exhaust Oxygen – Universal	COS720	1	Universal 1 Wire
Sensor – Temperature Gauge	CTS117	1	
240			
11/83-12/85 4 Cyl 2.3L B230E SOHC 8V K-jet RWD			
Ignition – Coil – Standard	CC212	1	
Ignition – Distributor Cap	BH100	1	Bosch Electronic Distributor:
Ignition – Distributor Rotor	BH95	1	Bosch Electronic Distributor: To 1984
Ignition – Distributor Rotor	BH89	1	Bosch Electronic Distributor: From 1985
Sensor – Exhaust Oxygen	COS786	1	Direct Fit 3 Wire
Sensor – Exhaust Oxygen – Universal	COS721	1	Universal 3 Wire
240			
3/86-10/93 4 Cyl 2.3L B230F SOHC 8V LH-jet RWD			
Ignition – Coil – Standard	CC215	1	
Ignition – Distributor Cap	BH100	1	Bosch Electronic Distributor
Ignition – Distributor Rotor	DR541	1	Bosch Electronic Distributor
Ignition – Module	CM413	1	
Sensor – Crankshaft	CSCA171	1	
Sensor – Exhaust Oxygen	COS790	1	Direct Fit 3 Wire
Sensor – Exhaust Oxygen – Universal	COS721	1	Universal 3 Wire
242			
3/75-12/76 4 Cyl 2.1L B21A SOHC 8V Carb. RWD			
Ignition – Coil – Standard	CC212	1	
Ignition – Distributor Cap	BH100	1	Bosch Points Distributor
Ignition – Distributor Condenser	BC446	1	Bosch Points Distributor
Ignition – Distributor Points / Contact Set	S11V	1	Bosch Points Distributor
Ignition – Distributor Rotor	BH95	1	Bosch Points Distributor
Sensor – Temperature Gauge	CTS117	1	
Switch – Oil Pressure Warning Light	CPS31	1	

APPLICATION GUIDE



Volvo	Part No	Qty	Notes
242			
3/79-12/81 4 Cyl 2.3L B23E SOHC 8V EFI RWD			
Ignition – Coil – Standard	CC212	1	
Ignition – Distributor Cap	BH100	1	Bosch Electronic Distributor
Ignition – Distributor Rotor	BH95	1	Bosch Electronic Distributor
Ignition – Module	CM413	1	
244			
3/75-12/80 4 Cyl 2.1L B21E DOHC 8V K-jet RWD			
Ignition – Coil – Standard	CC212	1	
Ignition – Distributor Cap	BH100	1	Bosch Points Distributor
Ignition – Distributor Condenser	BC446	1	Bosch Points Distributor
Ignition – Distributor Points / Contact Set	S11V	1	Bosch Points Distributor
Ignition – Distributor Rotor	BH95	1	Bosch Points Distributor
Sensor – Temperature Gauge	CTS117	1	
Switch – Oil Pressure Warning Light	CPS31	1	
244			
1978-82 4 Cyl 2.1L B21A Carb. RWD			
Ignition – Coil – Standard	CC212	1	
Ignition – Distributor Cap	BH100	1	Bosch Points Distributor
Ignition – Distributor Condenser	BC446	1	Bosch Points Distributor
Ignition – Distributor Points / Contact Set	S11V	1	Bosch Points Distributor
Ignition – Distributor Rotor	BH95	1	Bosch Points Distributor
Sensor – Temperature Gauge	CTS117	1	
Switch – Oil Pressure Warning Light	CPS31	1	
244			
1/81-12/82 4 Cyl 2.3L B23E DOHC 8V K-jet RWD			
Ignition – Coil – Standard	CC212	1	
Ignition – Distributor Cap	BH100	1	Bosch Electronic Distributor
Ignition – Distributor Rotor	BH95	1	Bosch Electronic Distributor
Ignition – Module	CM413	1	
Sensor – Temperature Gauge	CTS117	1	
260			
1983-86 V6 Cyl 2.8L B28E EFI RWD			
Ignition – Coil – Standard	CC213	1	
Ignition – Distributor Cap	BH146	1	Bosch Electronic Distributor
Ignition – Distributor Rotor	BH153	1	Bosch Electronic Distributor
262			
1980 V6 Cyl 2.7L B27E EFI RWD			
Ignition – Coil – Standard	CC213	1	
Ignition – Distributor Cap	BH146	1	Bosch Electronic Distributor
Ignition – Distributor Rotor	BH153	1	Bosch Electronic Distributor
Ignition – Module	CM413	1	
264			
1/75-12/80 V6 Cyl 2.7L B27E SOHC 12V EFI RWD			
Ignition – Coil – Standard	CC213	1	
Ignition – Distributor Cap	BH146	1	Bosch Electronic Distributor
Ignition – Distributor Rotor	BH153	1	Bosch Electronic Distributor
Sensor – Temperature Gauge	CTS117	1	
Switch – Oil Pressure Warning Light	CPS31	1	
264			
2/81-3/83 V6 Cyl 2.8L B28E SOHC 12V EFI RWD			
Ignition – Coil – Standard	CC213	1	
Ignition – Module	CM413	1	

APPLICATION GUIDE



Volvo	Part No	Qty	Notes
265			
6/76-12/80 V6 Cyl 2.7L B27E SOHC 12V EFi RWD			
Ignition – Coil – Standard	CC213	1	
Ignition – Distributor Cap	BH146	1	Bosch Electronic Distributor
Ignition – Distributor Rotor	BH153	1	Bosch Electronic Distributor
Ignition – Module	CM413	1	
Sensor – Temperature Gauge	CTS117	1	
Switch – Oil Pressure Warning Light	CPS31	1	
265			
2/81-12/82 V6 Cyl 2.8L B28E SOHC 12V EFi RWD			
Ignition – Coil – Standard	CC213	1	
Ignition – Distributor Cap	BH146	1	Bosch Electronic Distributor
Ignition – Distributor Rotor	BH153	1	Bosch Electronic Distributor
360			
3/84-12/87 4 Cyl 2.0L B200E SOHC 8V EFi RWD			
Ignition – Coil – Standard	CC212	1	
Ignition – Distributor Cap	BH100	1	Bosch Electronic Distributor
Ignition – Module	CM409	1	
Sensor – Exhaust Oxygen – Universal	COS721	1	Universal 3 Wire
Sensor – Temperature Gauge	CTS117	1	
440			
10/93-9/96 4 Cyl 2.0L B20F SOHC EFi FWD			
Sensor – Exhaust Oxygen	COS790	1	Direct Fit 3 Wire
Sensor – Exhaust Oxygen – Universal	COS721	1	Universal 3 Wire
740			
6/85-12/91 4 Cyl 2.3L B230E SOHC 8V EFi RWD			
Ignition – Distributor Cap	BH172	1	Bosch Electronic Distributor: To 1985
Ignition – Distributor Rotor	BH224	1	Bosch Electronic Distributor: To 1985
Ignition – Module	CM409	1	
Ignition – Pickup / Trigger	CIT120	1	Hall Sensor
Sensor – Knock Control	CKS108	1	
Sensor – Temperature Gauge	CTS117	1	
Switch – Radiator Fan	CFS10	1	
740 Turbo			
3/86-12/90 4 Cyl 2.3L B230FT SOHC 8V EFi RWD			
Ignition – Distributor Cap	BH172	1	Bosch Electronic Distributor
Ignition – Distributor Rotor	BH224	1	Bosch Electronic Distributor
Sensor – Crankshaft	CSCA171	1	
Sensor – Exhaust Oxygen	COS786	1	Direct Fit 3 Wire
Sensor – Exhaust Oxygen – Universal	COS721	1	Universal 3 Wire
Sensor – Knock Control	CKS108	1	
Sensor – Temperature Gauge	CTS117	1	
Sensor – Throttle Position	CTPS145	1	
Switch – Radiator Fan	CFS10	1	

APPLICATION GUIDE



Volvo	Part No	Qty	Notes
740			
1/88-12/91 4 Cyl 2.3L B230F SOHC 8V EFI RWD			
Ignition – Distributor Cap	BH172	1	Bosch Electronic Distributor: From 1986
Ignition – Distributor Rotor	BH224	1	Bosch Electronic Distributor: From 1986
Ignition – Module	CM409	1	
Ignition – Pickup / Trigger	CIT120	1	Hall Sensor
Sensor – Crankshaft	CSCA171	1	
Sensor – Exhaust Oxygen	COS786	1	Direct Fit 3 Wire
Sensor – Exhaust Oxygen – Universal	COS721	1	Universal 3 Wire
Sensor – Knock Control	CKS108	1	
Sensor – Temperature Gauge	CTS117	1	
Sensor – Throttle Position	CTPS145	1	
Switch – Radiator Fan	CFS10	1	
740			
5/89-12/90 4 Cyl 2.3L B234 DOHC 16V EFI RWD			
Sensor – Temperature Gauge	CTS117	1	
Switch – Radiator Fan	CFS10	1	
760			
2/83-12/90 V6 Cyl 2.8L B28F SOHC 8V EFI RWD			
Ignition – Distributor Cap	BH146	1	Bosch Electronic Distributor: To 1986
Ignition – Distributor Cap	BD580	1	Bosch Electronic Distributor: From 1986
Ignition – Distributor Rotor	BH153	1	Bosch Electronic Distributor: To 1986
Ignition – Distributor Rotor	BH225	1	Bosch Electronic Distributor: From 1986
Ignition – Module	CM409	1	
Sensor – Temperature Gauge	CTS117	1	
760 Turbo			
1/84-3/86 4 Cyl 2.3L B230T SOHC 8V EFI RWD			
Ignition – Distributor Cap	BH172	1	Bosch Electronic Distributor
Ignition – Distributor Rotor	BH224	1	Bosch Electronic Distributor
Ignition – Module	CM409	1	
Sensor – Exhaust Oxygen	COS786	1	Direct Fit 3 Wire
Sensor – Exhaust Oxygen – Universal	COS721	1	Universal 3 Wire
Sensor – Temperature Gauge	CTS117	1	
Switch – Oil Pressure Warning Light	CPS35	1	
960			
11/90-10/91 V6 Cyl 2.8L B280F SOHC 12V EFI RWD			
Ignition – Module	CM409	1	
Sensor – Crankshaft	CSCA189	1	
Sensor – Knock Control	CKS107	2	
Sensor – Throttle Position	CTPS145	1	
960			
11/91-1/97 6 Cyl 2.9L B6304F DOHC 24V EFI RWD			
Sensor – Crankshaft	CSCA191	1	
Sensor – Knock Control	CKS108	1	
Sensor – Throttle Position	CTPS100	1	
S40			
2/97-7/00 4 Cyl 2.0L B4204S DOHC 16V EFI FWD			
Sensor – Air Temperature – Inlet	CAT026	1	
Sensor – Crankshaft	CSCA203	1	
S40: V40 Turbo			
9/97-7/00 4 Cyl 1.9L B4194T: 2.0L B4204T DOHC 16V MPFi FWD			
Ignition – Coil – Standard	CC372	1	Cylinder 1 & 4
Ignition – Coil – Standard	CC373	1	Cylinder 2 & 3

APPLICATION GUIDE



Volvo	Part No	Qty	Notes
S40: V40			
7/99-3/01 4 Cyl 1.8L B4184S DOHC 16V EPFI FWD			
Sensor – Air Temperature – Inlet	CAT026	1	
V40			
2/97-9/00 4 Cyl 2.0L B4240S DOHC 16V MPFI FWD			
Ignition – Coil – Standard	CC372	1	Cylinder 1 & 4
Ignition – Coil – Standard	CC373	1	Cylinder 2 & 3
V40 Turbo			
9/97-7/99 4 Cyl 1.9L B4194T DOHC 16V MPFI FWD			
Ignition – Coil – Standard	CC372	1	Cylinder 1 & 4
Ignition – Coil – Standard	CC373	1	Cylinder 2 & 3
V40			
7/99-3/01 4 Cyl 1.8L B4184S2 DOHC 16V EPFI FWD			
Sensor – Air Temperature – Inlet	CAT026	1	
V70 Turbo			
11/97-8/00 5 Cyl 2.4L DOHC 20V MPFI AWD			
Sensor – Air Flow / MAF	CAF015	1	
Yugo			
45A (NZ Market)			
1986-89 4 Cyl 903cc 146A			
Ignition – Distributor Cap	BH100	1	Bosch Electronic Distributor
Ignition – Distributor Rotor	DR541	1	Bosch Electronic Distributor

IDENTIFICATION GUIDE

CONTENTS

IGNITION

Coils	330-339
Coil Resistors	339
Condensers	340-343
Distributor Caps	343-357
Modules	358-360
Pickup and Triggers	360-361
Points and Contact Sets	362-364
Rotors	365-374

SENSORS, SWITCHES AND RELAYS

Air Flow and Air Mass Sensors	374-376
Air Temperature Sensors	377-378
Camshaft and Crankshaft Sensors	378-390
Coolant Temperature Sensors / Switches ..	391-396
Exhaust Oxygen Sensors	397-408
Idle Speed Control Valves	408-409
Knock Control Sensors	409-410
MAP Sensors	411-412
Throttle Position Sensor / Switches	412-414
Brake and Clutch Pedal Switches	415-417
Headlight and Dimmer Switches	426
Ignition Switches	427
Neutral Start Switches	427
Oil Pressure Sensors / Switches	418-420
Power Steering Switches	427
Radiator Fan Switches	421-426
Reverse Light Switches	428
Starter Relays / Switches	428

IGNITION COILS

CIC31



Use Without Resistor

CIC32R



Use With Resistor

C80



Heavy Duty – Use Without Resistor

C80R



Heavy Duty – Use With Resistor

CC200



Suits: Ford, Holden, Mitsubishi

CC201




Suits: Holden, Suzuki
Use With Resistor

CC202



Suits: Ford, Hyundai, Mazda, Toyota
Use With Resistor

CC204



Suits: Chev

CC205



Suits: Ford

CC206



Suits: Holden, Toyota
Waste Spark

CC207



Suits: Chev, Holden, Nissan

CC208



Suits: Holden, Toyota
Waste Spark

CC209



Suits: Ford, Mazda

CC210



Suits: Ford
Waste Spark

CC211



Suits: Mitsubishi, Toyota

IGNITION COILS

CC212



Suits: Fiat, Mercedes, SAAB, Volvo

CC213



Suits: BMW, Mercedes, Volvo

CC215



Suits: Ford, Holden, Mitsubishi, Toyota

CC216



Suits: Holden, Toyota

CC217



Suits: Daihatsu, Holden, Toyota

CC218



Suits: Mitsubishi

CC219



Suits: Ford, Mazda, Suzuki

CC220



Suits: Hyundai, Mitsubishi

CC221



Suits: Daewoo, Holden, Nissan

CC222



Suits: Ford

CC223



Suits: Ford, Nissan

CC224



Suits: Honda

CC225



Suits: Honda

CC226



Suits: Ford, Mazda

CC227



Suits: Toyota

IGNITION COILS

CC228



Suits: Honda

CC229



Suits: Nissan

CC230



Suits: Honda

CC231



Suits: Lexus, Toyota

CC232




Suits: Hyundai, Mitsubishi

CC233



*Suits: Hyundai, Mitsubishi
Waste Spark*

CC234



*Suits: Subaru
Waste Spark*

CC235




*Suits: Nissan
Includes Igniter*

CC236



Suits: Ford

CC237



*Suits: Ford
Waste Spark*

CC238



*Suits: Ford
Waste Spark*

CC239



*Suits: Ford
Waste Spark*

CC240



*Suits: Ford, Mazda
Waste Spark*

CC241



Suits: Ford

CC242



Suits: Ford, Mitsubishi

IGNITION COILS

CC243



Suits: Nissan

CC244



Suits: Mitsubishi

CC245



Suits: Ford

CC246



Suits: Mitsubishi

CC248



Suits: Eunos, Ford

CC249



Suits: Ford, Nissan

CC250



Suits: Ford, Mazda

CC252



Suits: Eunos, Ford, Mazda

CC253



Suits: Ford, Mazda

CC254



Heavy Duty Epoxy Filled –
Can use in place of C80R

CC255



Suits: Daihatsu

CC258



Suits: Toyota

CC259



Suits: Ford, Mazda, Mitsubishi

CC262



Suits: Holden, SAAB

CC263



Suits: Holden, Toyota

IGNITION COILS

CC264



Suits: Suzuki

CC265



Suits: Toyota

CC266



Suits: Honda

CC267



Suits: Honda

CC269



Suits: Subaru
Waste Spark

CC270



Suits: Holden
Waste Spark

CC271



Suits: Holden

CC272



Suits: Honda

CC273



Suits: Ford

CC274



Suits: Honda

CC275



Suits: Toyota

CC276



Suits: Audi, Holden, Toyota, VW

CC277



Suits: Honda

CC279



Suits: Holden

CC280



Suits: Toyota

IGNITION COILS

CC281



Suits: Daihatsu, Mitsubishi

CC282



Suits: Daihatsu

CC283



Suits: Holden, Suzuki

CC284




Suits:
Holden, Suzuki

CC285



Suits: Holden

CC287



Suits: Toyota

CC288



Suits: Toyota

CC289



Suits: Toyota
Waste Spark

CC290




Suits: Lexus
Waste Spark

CC291



Suits: Toyota
Waste Spark – Includes Igniter

CC292



Suits: Toyota
Waste Spark – Includes Igniter

CC293



Suits: Lexus, Toyota
Includes Igniter

CC294



Suits: Toyota
Includes Igniter

CC295



Suits: Toyota
Includes Igniter

CC296



Suits: Toyota
Includes Igniter

IGNITION COILS

CC297




Suits: Subaru

CC298



Suits: Subaru

CC300



Suits: Subaru
Includes Igniter

CC301



Suits: Subaru
Includes Igniter

CC302



Suits: Nissan
Includes Igniter

CC303



Suits: Nissan
Includes Igniter

CC305



Suits: Nissan

CC307



Suits: Honda

CC308



Suits: Suzuki
Waste Spark – Includes Igniter

CC309



Suits: Holden, Suzuki

CC310




Suits: Toyota
Includes Igniter

CC311



Suits: Ford, Mazda
Waste Spark – Includes Igniter

CC312



Suits: Mitsubishi
Waste Spark

CC313



Suits: Mitsubishi
Waste Spark

CC314



Suits: Mitsubishi
Waste Spark


IGNITION COILS

CC315



Suits: Mitsubishi
Waste Spark – Includes Igniter

CC316



Suits: Ford, Mazda
Waste Spark – Includes Igniter

CC318



Suits: Daewoo

CC319



Suits: Holden

CC320



Suits: Hyundai
Waste Spark

CC321



Suits: Hyundai
Waste Spark

CC322



Suits: Nissan
Includes Igniter

CC327



Suits: Hyundai

CC328



Suits: Hyundai
Waste Spark

CC329



Suits: Toyota
Waste Spark

CC332



Suits: Mitsubishi
Waste Spark

CC333



Suits: Hyundai
Waste Spark

CC334



Suits: Kia
Waste Spark

CC335



Suits: Kia

CC336



Suits: Hyundai
Waste Spark – Includes Igniter


IGNITION COILS

CC339



*Suits: Hyundai
Waste Spark*

CC340



*Suits: Hyundai
Waste Spark*

CC341



*Suits: Hyundai
Waste Spark*

CC342



*Suits: Hyundai
Waste Spark*

CC343



*Suits: Hyundai
Includes Igniter*

CC346



*Suits: Hyundai
Waste Spark*

CC348



*Suits: Daewoo, Holden
Waste Spark – Includes Igniter*

CC349



*Suits: Nissan
Includes Igniter*

CC350



Suits: Ford, Mazda

CC351




*Suits: Ford
Waste Spark*

CC352



Suits: Mitsubishi

CC353



Suits: Ford

CC354



*Suits: Holden
Includes Igniter*

CC355



*Suits: Holden
Includes Igniter: Supplied with spark plug boots*

CC356



*Suits: Holden
Includes Igniter*

IGNITION COILS & RESISTORS



CC357



Suits: Holden
Includes Igniter

CC358



Suits: Holden
Includes Igniter

CC360



Suits: Holden, Peugeot
Waste Spark

CC367



Suits: Hyundai

CCB1



Round Coil Mounting Bracket

CCMK



Suits: Holden, Toyota
Coil and Module Kit

CCMLK



Suits: Holden, Toyota
Coil, Module and Lead Kit

CBR40



1.35 ohms Resistance

CBR41



1.82 ohms Resistance

CBR42




1.2 ohms Resistance

CBR43



Suits: Chrysler, Mitsubishi
1.2 ohms Primary: 5.0 ohms Secondary

CBR44




1.4 ohms Resistance

CBR45



1.8 ohms Resistance

CBR46



1.6 ohms Resistance


CONDENSERS

AC61



Suits: Ford

BC3



Suits: Mallory

BC22



Suits: Lucas

BC58



Suits: VW

BC63



Suits: BMW, Holden, Mercedes, VW

BC70



Suits: Chrysler, Holden

BC71



Suits: Chrysler, Ford, Renault

BC74



Suits: BMW, Volvo

BC86



Suits: Alfa, BMW

BC89



Suits: VW

BC98



Suits: VW

BC100



Suits: Mitsubishi, Toyota

BC101



Suits: Ford

BC115



Suits: VW


BC119



Suits: VW


CONDENSERS

BC147



Suits: Mercedes

BC231



Suits: Chev

BC301



Suits: Nissan

BC393



Suits: Subaru

BC446




Suits: BMW, Volvo

BC556



Suits: Toyota

BC660




Suits: Ford

BC842




Suits: Mercedes

BC868



Suits: Chrysler

DC10



Suits: Holden, Jeep, Lancia

DC100



Suits: Peugeot, Renault

FC79



Suits: Ford

LC103



Suits: Ford, Holden, Nissan, Toyota

LC104



Suits: Jaguar, Leyland, Triumph


MC40



Suits: Lada

CONDENSERS

MC41



Suits: Fiat, Niki

MC405




Suits: Mazda

MC409



Suits: Chrysler, Mazda, Mitsubishi

MC410



Suits: Mazda

MC411




Suits: Mazda

MC412



Suits: Mazda

MC413



Suits: Ford, Mazda, Nissan

MC414



Suits: Mitsubishi

MC417



Suits: Ford, Mazda

MC418



Suits: Holden, Mazda, Mitsubishi, Toyota

MC423



Suits: Mitsubishi, Nissan

NC203



Suits: Isuzu, Nissan

NC207



Suits: Nissan

NC213



Suits: Honda, Nissan

PNT380



Radio Noise Suppressor



CONDENSERS

FUELMISER

TC204



Suits: Toyota

TC205



Suits: Mazda, Suzuki, Toyota

TC206



Suits: Daihatsu, Nissan, Toyota

TC209



Suits: Holden, Mitsubishi, Toyota

TC210



Suits: Toyota

UC11E



Suits: Bedford, Holden

DISTRIBUTOR CAPS

AL103



Suits: Chrysler

AL105



Suits: Chrysler

AL105A



Suits: Mallory

BC146



*Suits: Ford
Cap Base*

BC195



*Suits: Chev
Cap Cover*

BD2



Suits: Mallory

DISTRIBUTOR CAPS

BD6



Suits: Mallory

BD30



Suits: Jeep

BD63



Suits: Chrysler, Prestolite

BD65



Suits: Mallory

BD70



Suits: Prestolite

BD100



Suits: Mitsubishi

BD102



Suits: Daihatsu

BD107



Suits: Holden, Mazda, Suzuki

BD109



Suits: Holden, Isuzu

BD112



Suits: Holden, Toyota

BD123



Suits: Holden

BD124



Suits: Holden

BD126



Suits: Citroen, Hyundai

BD129



Suits: Ford

BD130



Suits: Prestolite

DISTRIBUTOR CAPS

BD131



Suits: Holden, Toyota

BD132



Suits: Ford, Mazda

BD134



Suits: Eunos, Ford, Mazda

BD136



Suits: Nissan

BD138



Suits: Holden, Toyota

BD162



Suits: Prestolite

BD171



Suits: Chev

BD201



Suits: Lada

BD249



Suits: Chev

BD268



Suits: Ford, Hillman, MG, Morris

BD270



Suits: Ford, Landrover, Rover

BD276



Suits: Ford, Leyland

BD278



Suits: Ford, Nissan, Toyota

BD280



Suits: Chrysler, Dodge, Leyland

BD286



Suits: Jaguar, Landrover, Triumph

DISTRIBUTOR CAPS

BD288



Suits: Leyland, MG, Triumph

BD290



Suits: Daimler, Jaguar, Triumph

BD294



Suits: Daimler, Jaguar

BD377



Suits: Toyota

BD560



Suits: Honda, Rover

BD580



Suits: Alfa, BMW, Volvo

BD708



Suits: Honda

BD740



Suits: Jaguar

BD741



Suits: Nissan

BD810



Suits: Ford, Nissan

BD841



Suits: Nissan

BD887



Suits: Nissan

BD894



Suits: Nissan, Suzuki

BD896



Suits: Landrover, MG

BD898



Suits: Nissan

DISTRIBUTOR CAPS

BD1290



Suits: Mallory

BD1580



Suits: Mallory

BD2000



Suits: Mallory

BH72



Suits: Alfa, BMW, Volvo

BH74



Suits: BMW, Holden, Mercedes, Volvo

BH78



Suits: Peugeot, VW

BH80



Suits: Ford, Holden

BH82



Suits: Chrysler, Ford, Holden

BH84



Suits: Chrysler, Ford, Holden

BH86



Suits: Holden

BH90



Suits: Holden, Mitsubishi, Toyota

BH96



Suits: Chrysler, Renault, Toyota

BH100



Suits: Audi, Ford, Mercedes, VW

BH112



Suits: Holden

BH116



Suits: Holden

DISTRIBUTOR CAPS

BH118



Suits: Ford

BH122



Suits: Ford, Mitsubishi, Nissan

BH126



Suits: Mercedes, Porsche

BH128



Suits: Mercedes

BH130



Suits: Mercedes, Porsche

BH136



Suits: Audi, BMW, Lancia, VW

BH138



Suits: BMW

BH140



Suits: Alfa, BMW, Mercedes, Volvo

BH144



Suits: Ford, Nissan

BH146



Suits: Peugeot, Volvo

BH150



Suits: Chrysler, Mercedes

BH166



Suits: Mercedes

BH172



Suits: Volvo

BH176



Suits: Ford, Nissan

BH178



Suits: Holden, Toyota

DISTRIBUTOR CAPS

BH232



Suits: BMW

DR86



Suits: Holden, Triumph

DR101



Suits: Holden, Triumph, Vauxhall

DR102



Suits: Holden, Jeep, Rambler

DR114



Suits: Daewoo, Holden, Nissan

DR895



Suits: Holden, Toyota

FO91



Suits: Ford

FO92



Suits: Ford

FO98



Suits: Ford

FO100



Suits: Ford

FT558



Suits: Fiat

JP400



Suits: Toyota

JP401



Suits: Honda

JP402



Suits: Honda

JP403



Suits: Mazda

DISTRIBUTOR CAPS

JP404



Suits: Ford, Mazda

JP405



Suits: Nissan

JP406



Suits: Suzuki

JP407



Suits: Daewoo

JP408



Suits: Eunos

JP409



Suits: Nissan

JP410



Suits: Daewoo

JP514



Suits: Toyota

JP516



Suits: Daihatsu, Toyota

JP520



Suits: Holden, Honda, Mazda, Nissan

JP524



Suits: Mazda

JP526



Suits: Nissan

JP534



Suits: Holden, Isuzu, Toyota

JP540



Suits: Mazda

JP542



Suits: Ford, Hyundai, Mazda, Mitsubishi

DISTRIBUTOR CAPS

JP544



Suits: Honda, Nissan

JP546



Suits: Holden, Mitsubishi, Toyota

JP550



Suits: Suzuki

JP554



Suits: Toyota

JP556



Suits: Daihatsu

JP558



Suits: Mitsubishi

JP562



Suits: Honda, Rover

JP564



Suits: Ford, Hyundai, Mazda, Nissan

JP568



Suits: Ford, Mazda, Mitsubishi

JP570



Suits: Mazda

JP572



Suits: Daihatsu

JP574



Suits: Holden, Toyota

JP580



Suits: Toyota

JP582



Suits: Toyota

JP584



Suits: Daihatsu, Toyota

DISTRIBUTOR CAPS

JP586



Suits: Toyota

JP588



Suits: Toyota

JP594



Suits: Holden, Nissan, Subaru

JP600



Suits: Honda

JP612



Suits: Suzuki

JP626



Suits: Toyota

JP630



Suits: Honda, Nissan, Subaru

JP642



Suits: Daihatsu, Holden, Toyota

JP648



Suits: Mitsubishi, Subaru

JP652



Suits: Mitsubishi

JP654



Suits: Holden, Suzuki

JP656



Suits: Toyota

JP660



Suits: Honda, Rover

JP662



Suits: Honda

JP666



Suits: Nissan

DISTRIBUTOR CAPS

JP672



Suits: Nissan

JP678



Suits: Mazda

JP680



Suits: Ford, Mazda

JP682



Suits: Ford

JP684



Suits: Ford, Mazda

JP686



Suits: Daihatsu

JP692



Suits: Daihatsu

JP694



Suits: Holden, Nissan

JP696



Suits: Nissan

JP698



Suits: Ford, Kia, Mazda

JP700



Suits: Toyota

JP702



Suits: Toyota

JP706



Suits: Ford, Mazda

JP708



Suits: Toyota

JP710



Suits: Ford, Mazda

DISTRIBUTOR CAPS

JP714



Suits: Chrysler, Mitsubishi

JP716



Suits: Nissan

JP718



Suits: Ford, Holden, Mazda, Suzuki

JP720



Suits: Ford, Nissan

JP722



Suits: Toyota

JP726



Suits: Eunos, Ford, Mazda

JP728



Suits: Hyundai

JP730



Suits: Toyota

JP732



Suits: Daihatsu

JP734



Suits: Holden

JP736



Suits: Ford, Mazda

JP738



Suits: Nissan

JP740



Suits: Toyota

JP742



Suits: Toyota

JP800



Suits: Holden, Isuzu, Toyota

DISTRIBUTOR CAPS

JP801



*Suits: Holden, Toyota
Cap and Leads*

JP802



Suits: Toyota

JP803



*Suits: Toyota
Cap and Leads*

JP804



Suits: Toyota

JP805



*Suits: Holden, Toyota
Cap and Leads*

JP806



Suits: Toyota

JP807



Suits: Toyota

JP808



Suits: Daihatsu

JP809



Suits: Daihatsu

JP810



Suits: Toyota

JP813



Suits: Mazda

JP814



Suits: Mitsubishi

JP815



Suits: Mitsubishi, Proton

JP816



Suits: Mitsubishi

JP817



Suits: Mitsubishi, Proton

DISTRIBUTOR CAPS

JP819



Suits: Mitsubishi

JP820



Suits: Holden

JP821



Suits: Holden

JP822



Suits: Holden, Toyota

JP823



Suits: Toyota

JP824



Suits: Toyota

JP825



Suits: Nissan

JP826



Suits: Nissan

JP827



Suits: Suzuki

JP828



Suits: Suzuki

JP829



Suits: Mazda

JP830



Suits: Mitsubishi

JP831



Suits: Mitsubishi

JP832



Suits: Landrover

JP834



Suits: Daihatsu

DISTRIBUTOR CAPS

JP836



Suits: Nissan

JP837



Suits: Mitsubishi

JP838



Suits: Nissan

JP968



Suits: Honda

JP969



Suits: Honda

JP971



Suits: Honda

JP976



Suits: Honda

JP980



Suits: Honda

JP986



Suits: Honda

JP987



Suits: Audi, Seat, VW

JP988



Suits: Ford


RB102



Suits: Chrysler, Peugeot, Renault

IGNITION MODULES

CM400




Suits: Honda, Rover

CM401



Suits: Honda

CM402



Suits: Toyota

CM404



Suits: Ford, Hyundai, Mazda, Mitsubishi
Includes Pickup / Trigger

CM405



Suits: Ford, Holden, Mazda, Nissan

CM406



Suits: Mitsubishi

CM407



Suits: Holden, Toyota

CM408



Suits: Ford, Mazda, Mitsubishi

CM409



Suits: Audi, Holden, VW, Volvo

CM410



Suits: Chev, Jaguar, Peugeot, Rover

CM411



Suits: Ford, Holden, Mazda, Suzuki

CM413



Suits: Alfa, BMW, Citroen, Peugeot

CM414



Suits: Holden, Toyota

CM415



Suits: Daewoo, Holden, Nissan

CM416



Suits: Nissan

IGNITION MODULES

CM417



Suits: Holden, Honda, Nissan
Includes Pickup / Trigger

CM418



Suits: Ford, Holden, Mitsubishi, Toyota

CM419



Suits: Nissan

CM420



Suits: Ford, Nissan

CM421



Suits: Ford, Mazda

CM422



Suits: Ford, Hyundai, Mitsubishi, Nissan

CM423



Suits: Chrysler

CM424



Suits: Ford

CM425



Suits: Ford, Mazda

CM426



Suits: Ford

CM427



Suits: Holden

CM428



Suits: Ford, Mitsubishi, Nissan

CM429



Suits: Honda

CM474



Suits: Holden, Nissan

CM475



Suits: Mitsubishi

IGNITION MODULES

CM476



Suits: Landrover, Rover

CM477



Suits: Holden

PICKUPS / TRIGGERS

CIT101



Suits: Mazda

CIT102



Suits: Toyota

CIT103



Suits: Holden, Toyota

CIT104




Suits: Toyota

CIT106



Suits: Ford, Mazda

CIT107



Suits: Ford, Mazda

CIT109



Suits: Mitsubishi

CIT110



Suits: Ford, Mazda

CIT111



Suits: Ford, Mazda

PICKUPS / TRIGGERS

CIT112



Suits: Mitsubishi

CIT113



Suits: Ford, Mazda, Mitsubishi

CIT114



Suits: Ford

CIT116



Suits: Ford, Holden

CIT120



Suits: Volvo

CIT140



Suits: Toyota

CIT141



Suits: Audi

IGNITION POINTS / CONTACT SETS

L10



Suits: Hillman, Landrover

L19V



Suits: Ford, Holden, Nissan, Toyota

L24V



Suits: Daimler, Leyland, Triumph

S1 / S1V



Suits: Ford, Mitsubishi, VW

S2V



Suits: VW

S3



Suits: Mercedes

S4V



Suits: BMW, Holden, Mercedes

S11 / S11V



Suits: Ford, Holden, Toyota, VW

S12



Suits: BMW, VW

S15V



Suits: BMW, Ford, Mercedes, Nissan

S44



Suits: Chevrolet 1953-62

S50



Suits: Bedford, Holden, Triumph

S53V



Suits: Bedford, Buick, Chev, Jeep

S63



Suits: Holden

S80V



Suits: Ford

IGNITION POINTS / CONTACT SETS

S82V



Suits: Ford

S83V



Suits: Ford

S84V



Suits: International

S85V



Suits: Dodge, IHC

S95V



Suits: Chrysler

S97V



Suits: Rambler

S133



Suits: Peugeot, Renault

S143V



Suits: Holden, Jeep, Rambler

S152V



Suits: Fiat, Lada

S156



Suits: Alfa, Lancia

S202V



Suits: Daihatsu, Toyota

S204V



Suits: Holden, Mitsubishi, Toyota

S207A



Suits: Rover, Triumph

S208



Suits: Mazda

S214V



Suits: Daihatsu, Holden, Toyota

IGNITION POINTS / CONTACT SETS



S217



Suits: Mazda, Nissan

S219VU



Suits: Ford, Holden, Mazda, Nissan

S225



Suits: Niki

S226



Suits: Citroen

S260



Suits: Peugeot

S261



Suits: Landrover, Rover

S321



Suits: Volkswagen

S360A



Suits: Mazda

S367A



Suits: Mazda

S778A



Suits: Holden

S791



Suits: Chevrolet

S7550



Suits: Accel

S7860



Suits: Accel

S9000



Suits: Mallory

S9100



Suits: Mallory

IGNITION ROTORS

AL104



Suits: Chrysler

BD139



Suits: Holden, Toyota

BD229



Suits: Ford, Leyland

BD250



Suits: Jaguar, Landrover, Triumph

BD256



Suits: Ford, Holden, Nissan, Toyota

BD257



Suits: Chrysler, Dodge, Leyland

BD287



Suits: Jaguar, Leyland, Triumph

BD299



Suits: Landrover, Rover

BD897



Suits: Landrover, MG

BD899



Suits: Nissan

BH73



Suits: BMW, Holden, Toyota

BH75



Suits: VW

BH77



Suits: Peugeot, VW

BH79



Suits: Chrysler, Holden

BH87



Suits: Chrysler, Ford, Holden

IGNITION ROTORS

BH89



Suits: BMW, Ford, Holden, Volvo

BH95



Suits: Audi, Mercedes, SAAB, VW

BH101



Suits: Ford

BH103



Suits: Holden

BH105



Suits: Holden

BH107



Suits: Citroen, Holden, Peugeot

BH121



Suits: Ford, Holden, Mitsubishi, Toyota

BH129



Suits: BMW, Mercedes
RPM Governed to 6550rpm

BH139



Suits: Ford, Nissan

BH153



Suits: Mercedes, Peugeot, Volvo

BH177



Suits: Alfa, BMW, Mercedes, Volvo

BH213



Suits: VW
RPM Governed to 5400rpm

BH222



Suits: Holden

BH224



Suits: Volvo

BH225



Suits: Alfa, BMW, Citroen, Volvo

IGNITION ROTORS

BH227



Suits: Mitsubishi

BH229



Suits: Ford, Nissan

BH231



Suits: Ford, Holden

DR7



Suits: Mallory

DR31



Suits: Jeep

DR64



Suits: Chevrolet

DR65



Suits: Holden, Jeep, Rambler

DR66



Suits: Mallory

DR71



Suits: Landrover, MG, Rover

DR73



Suits: Daewoo, Holden, Nissan

DR105



Suits: Mallory

DR127



Suits: Audi, Holden, Hyundai, VW

DR128



Suits: Daihatsu, Holden, Suzuki

DR133



*Suits: Ford, Mazda
Triangle Distributor Shaft approx 12mm*

DR135



Suits: Ford, Mazda, Mitsubishi

IGNITION ROTORS

DR137



Suits: Nissan

DR157



Suits: Jeep

DR158



Suits: Ford

DR163



Suits: IHC

DR173



Suits: Chev

DR204



Suits: Lada

DR460



Suits: BMW, Lancia, Porsche
RPM Governed to 6600rpm

DR463



Suits: Ford, Holden, Mitsubishi, Toyota

DR541



Suits: Audi, Mercedes, VW, Volvo

DR561



Suits: Honda, Rover

DR686



Suits: Toyota

DR761



Suits: Nissan

DR773



Suits: Nissan

DR782



Suits: Honda

DR792



Suits: Ford, Kia, Mazda
Triangle Distributor Shaft 12mm

IGNITION ROTORS

DR839



Suits: Toyota

DR841A



Suits: Nissan

DR843



Suits: Daihatsu

DR886



*Suits: Mitsubishi
Triangle Distributor Shaft 12mm*

DR1250



Suits: Accel

DR1570



Suits: Accel

DR1670



*Suits: Holden, Jeep, Rambler
High Performance Version of DR65*

DR6500



Suits: Mallory

FO74



Suits: Ford

FO75



Suits: Ford

FO77



Suits: Ford

FO95



Suits: Ford

FR519



Suits: Alfa

JR249



*Suits: Nissan
RPM Governed*

JR251



*Suits: Nissan
RPM Governed*

IGNITION ROTORS

JR401



Suits: Honda

JR402



Suits: Honda

JR404



Suits: Nissan

JR405



Suits: Eunos

JR507



Suits: Toyota

JR513



Suits: Daihatsu, Honda, Toyota

JR517



Suits: Holden, Honda, Mazda, Nissan

JR521



Suits: Mazda

JR527



Suits: Holden, Mitsubishi, Toyota

JR533



Suits: Ford, Hyundai, Mazda, Mitsubishi

JR535



Suits: Holden, Honda, Nissan

JR537



Suits: Suzuki

JR543



Suits: Toyota

JR555



Suits: Ford, Mazda, Mitsubishi

JR557



Suits: Mazda

IGNITION ROTORS

JR573



Suits: Daihatsu, Toyota

JR575



Suits: Mazda, Toyota

JR577



Suits: Holden, Toyota

JR597



Suits: Toyota

JR607



Suits: Nissan

JR611



Suits: Hyundai, Mitsubishi

JR613



Suits: Holden, Toyota

JR615



Suits: Nissan

JR617



*Suits: Ford, Holden, Mazda, Suzuki
Round Distributor Shaft approx 14mm*

JR619



Suits: Ford, Mazda

JR621



Suits: Holden, Nissan

JR623



Suits: Nissan

JR625



*Suits: Ford, Mazda
Round Distributor Shaft approx 14.3mm*

JR627



*Suits: Ford, Mazda
Round Distributor Shaft approx 12.3mm*

JR639



Suits: Hyundai, Mitsubishi

IGNITION ROTORS

JR641



Suits: Ford, Holden, Mazda, Suzuki
Triangle Distributor Shaft approx 12mm

JR643



Suits: Ford, Nissan

JR645



Suits: Holden, Suzuki

JR647



Suits: Ford, Mazda

JR649



Suits: Toyota

JR651



Suits: Holden

JR653



Suits: Ford, Mazda

JR655



Suits: Nissan

JR657



Suits: Toyota

JR659



Suits: Nissan

JR800



Suits: Toyota

JR801



Suits: Daihatsu

JR802



Suits: Suzuki

JR803



Suits: Mazda

JR804



Suits: Mazda

IGNITION ROTORS

JR806



Suits: Mitsubishi, Suzuki
Triangle Distributor Shaft approx 13mm

JR807



Suits: Holden

JR808



Suits: Nissan

JR814



Suits: Mitsubishi, Proton

JR815



Suits: Mitsubishi, Nissan, Proton

JR817



Suits: Holden

JR818




Suits: Daihatsu

JR819



Suits: Daihatsu

JR820



Suits: Ford, Mazda, Nissan

JR981



Suits: Honda

JR982



Suits: Honda

JR992



Suits: Honda

JR995



Suits: Honda

JR997



Suits: Honda

RB99



Suits: Chrysler, Citroen, Renault

IGNITION ROTORS

RB105



Suits: Peugeot, Renault

RE85



Suits: Holden, Triumph, Vauxhall

AIR FLOW & AIR MASS SENSORS

CAF001



Suits: Alfa

CAF002



Suits: Alfa

CAF003



Suits: Mercedes

CAF004



Suits: Holden

CAF005



Suits: Holden

CAF006



Suits: Audi

CAF007



Suits: VW

CAF008



Suits: Mercedes

CAF009



Suits: BMW

AIR FLOW & AIR MASS SENSORS



CAF010



Suits: Mercedes

CAF011



Suits: Mercedes

CAF012



Suits: Audi, VW

CAF013



Suits: VW

CAF014



Suits: Holden, SAAB

CAF015



Suits: Volvo

CAF016



Suits: BMW, Hyundai, Kia

CAF017



Suits: Hyundai

CAF018



Suits: BMW

CAF019



Suits: Audi, VW

CAF020



Suits: Audi, VW

CAF021



Suits: Hyundai

CAF022



Suits: Holden

CAF023



Suits: Hyundai, Kia

CAF024



Suits: Holden

AIR FLOW & AIR MASS SENSORS

CAF025



Suits: Hyundai, Kia

CAF026



Suits: Hyundai

CAF027



Suits: Audi

CAF028



Suits: BMW

CAF029



Suits: Ford

CAF030



Suits: Holden

CAF031



Suits: Ford

CAF032



Suits: Nissan

CAF033



Suits: Mazda

CAF034



Suits: Lexus, Toyota

AIR TEMPERATURE SENSORS



CAT002



Suits: Holden, Toyota

CAT003



Suits: Ford

CAT004



Suits: Hyundai

CAT005



Suits: Ford, Hyundai, Kia

CAT006



Suits: Holden

CAT009



Suits: Daewoo, Holden, Toyota

CAT013



Suits: Eunos, Ford, Mazda

CAT019



Suits: Holden

CAT020



Suits: Holden

CAT021



Suits: Holden, SAAB

CAT023



Suits: Daewoo, Holden

CAT024



Suits: Audi

CAT025



Suits: Ford

CAT026



Suits: Volvo

CAT027



Suits: Ford

AIR TEMPERATURE SENSORS

CAT028



Suits: Ford

CAMSHAFT & CRANKSHAFT SENSORS

CSCA01



Suits: Holden, Mitsubishi, Nissan
Crankshaft – Includes Plug, Boot and Terminals

CSCA01B



Suits: Holden, Mitsubishi, Nissan
Crankshaft – Includes Bearing, Plug,
Boot and Terminals

CSCA02



Suits: Holden
Crankshaft

CSCA03



Suits: Holden
Crankshaft

CSCA04



Suits: Holden
Crankshaft

CSCA05




Suits: Nissan, Ford
Camshaft / Crankshaft

CSCA06



Suits: Hyundai
Crankshaft

CSCA07



Suits: Nissan
Crankshaft

CSCA08



Suits: Ford
Crankshaft

CAMSHAFT & CRANKSHAFT SENSORS

CSCA09



*Suits: Ford, Mazda
Crankshaft*

CSCA10



*Suits: Ford
Is also Ignition Trigger*

CSCA11



*Suits: Mitsubishi
Crankshaft*

CSCA12



*Suits: Kia
Crankshaft*

CSCA13



*Suits: Holden, SAAB
Crankshaft*

CSCA14



*Suits: Hyundai, Kia
Crankshaft*

CSCA15



*Suits: Holden
Crankshaft*

CSCA16



*Suits: Holden
Crankshaft*

CSCA17



*Suits: Holden
Crankshaft*

CSCA18



*Suits: Hyundai
Crankshaft*

CSCA19



*Suits: Holden
Crankshaft*

CSCA20



*Suits: Hyundai
Crankshaft*

CSCA21



*Suits: Holden
Crankshaft*

CSCA23



*Suits: Holden
Crankshaft*

CSCA24



*Suits: Holden
Crankshaft*

CAMSHAFT & CRANKSHAFT SENSORS

CSCA25



Suits: Daewoo, Holden Crankshaft

CSCA27



Suits: Jeep Crankshaft

CSCA28



Suits: Nissan Crankshaft

CSCA29



Suits: Toyota Crankshaft

CSCA30



Suits: Nissan Crankshaft

CSCA31



Suits: Hyundai Crankshaft

CSCA32



Suits: Hyundai Crankshaft

CSCA33



Suits: Hyundai Crankshaft

CSCA34



Suits: Hyundai Crankshaft

CSCA35



Suits: Hyundai Crankshaft

CSCA36



Suits: Hyundai Crankshaft

CSCA37



Suits: Mitsubishi Crankshaft

CSCA39



Suits: Mitsubishi Crankshaft

CSCA40



Suits: Mitsubishi Crankshaft

CSCA41



Suits: Ford Crankshaft

CAMSHAFT & CRANKSHAFT SENSORS



CSCA42



Suits: Suzuki Crankshaft

CSCA43



Suits: Subaru Crankshaft

CSCA44



Suits: Ford Crankshaft

CSCA45



Suits: Holden Crankshaft

CSCA46



Suits: Toyota Crankshaft

CSCA47



Suits: Ford, Mazda Crankshaft

CSCA48



Suits: Holden Crankshaft

CSCA49



Suits: Eunos, Ford, Mazda Crankshaft

CSCA50



Suits: Holden Crankshaft

CSCA51



Suits: Hyundai, Mitsubishi Crankshaft

CSCA52



Suits: Mazda Crankshaft

CSCA53



Suits: Ford Crankshaft

CSCA54



Suits: Hyundai, Mitsubishi Crankshaft

CSCA57



Suits: Mitsubishi Crankshaft

CSCA58



Suits: Mitsubishi
Includes Igniter and Ignition Trigger

CAMSHAFT & CRANKSHAFT SENSORS

CSCA59



Suits: Eunos, Ford, Mazda
Includes Igniter and Ignition Trigger

CSCA60



Suits: Mitsubishi
Crankshaft

CSCA61



Suits: Eunos
Crankshaft

CSCA62



Suits: Mitsubishi
Crankshaft

CSCA63



Suits: Ford
Crankshaft

CSCA64



Suits: Nissan
Crankshaft

CSCA65



Suits: Ford
Crankshaft

CSCA66



Suits: Mitsubishi
Includes Igniter and Ignition Trigger

CSCA67



Suits: Ford, Mazda
Crankshaft

CSCA68




Suits: Ford
Crankshaft

CSCA69



Suits: Mazda
Crankshaft

CSCA71



Suits: Subaru
Crankshaft

CSCA72



Suits: Nissan
Crankshaft

CSCA73



Suits: Kia
Camshaft

CSCA74



Suits: Kia
Crankshaft

CAMSHAFT & CRANKSHAFT SENSORS



CSCA75

Suits: Mazda Crankshaft

CSCA76

Suits: Mazda Crankshaft

CSCA78

Suits: Mitsubishi, Proton Crankshaft

CSCA79

Suits: Nissan Crankshaft

CSCA80

Suits: Ford Is also Ignition Trigger

CSCA81

Suits: Holden Camshaft

CSCA82

Suits: Holden Camshaft

CSCA83

Suits: Holden Camshaft

CSCA84

Suits: Daewoo, Holden Camshaft

CSCA85

Suits: Ford Camshaft

CSCA87

Suits: Mitsubishi Camshaft

CSCA88

Suits: Subaru Camshaft

CSCA92

Suits: Ford Camshaft

CSCA93

Suits: Ford, Mazda Camshaft / Crankshaft

CSCA94

Suits: Holden Camshaft

CAMSHAFT & CRANKSHAFT SENSORS

CSCA95



Suits: Holden Camshaft

CSCA96



Suits: Hyundai Camshaft

CSCA97



Suits: Hyundai Camshaft

CSCA98



Suits: Hyundai Camshaft

CSCA99



Suits: Hyundai Camshaft

CSCA100



Suits: Kia Camshaft

CSCA101



Suits: Mitsubishi Camshaft

CSCA102



Suits: Toyota Camshaft

CSCA104



Suits: Chrysler Camshaft

CSCA105



Suits: Jeep Camshaft

CSCA106



Suits: Ford Camshaft

CSCA107



Suits: Daewoo, Ssangyong Camshaft

CSCA108



Suits: Ford, Mazda Camshaft

CSCA109



Suits: Lexus, Toyota Camshaft

CSCA110



Suits: Mitsubishi Camshaft

CAMSHAFT & CRANKSHAFT SENSORS



CSCA111



Suits: Ford Camshaft

CSCA113



Suits: Holden Camshaft

CSCA114



Suits: Holden, SAAB Camshaft

CSCA115



Suits: Hyundai Camshaft

CSCA116



Suits: Hyundai Camshaft

CSCA117



Suits: Holden Camshaft

CSCA118



Suits: Lexus, Toyota Camshaft

CSCA119



Suits: BMW Camshaft

CSCA121



Suits: BMW Camshaft

CSCA122



Suits: BMW Camshaft

CSCA124



Suits: Ford Camshaft

CSCA125



Suits: Ford Camshaft

CSCA126



Suits: Ford Camshaft / Crankshaft

CSCA127



Suits: Suzuki Camshaft

CSCA130



Suits: Holden Crankshaft

CAMSHAFT & CRANKSHAFT SENSORS

CSCA131



Suits: Holden Crankshaft

CSCA133



Suits: Lexus, Toyota Crankshaft

CSCA134



Suits: Toyota Crankshaft

CSCA135



Suits: Lexus, Toyota Crankshaft

CSCA138



Suits: Lexus, Toyota Crankshaft

CSCA139



Suits: BMW Crankshaft

CSCA140



Suits: BMW Crankshaft

CSCA141



Suits: BMW Crankshaft

CSCA143



Suits: Ford Camshaft / Crankshaft

CSCA144



Suits: Ford Crankshaft

CSCA145



Suits: Ford, Mazda Crankshaft

CSCA146



Suits: Suzuki Crankshaft

CSCA147



Suits: Lexus, Toyota Camshaft

CSCA148



Suits: Mitsubishi Camshaft

CSCA149



Suits: Suzuki

CAMSHAFT & CRANKSHAFT SENSORS

CSCA150



Suits: Toyota Crankshaft

CSCA151



Suits: Mitsubishi Camshaft

CSCA152



Suits: Mitsubishi Crankshaft

CSCA153



Suits: Mitsubishi Crankshaft

CSCA154



Suits: Ford Crankshaft

CSCA155



Suits: Ford, Mazda Crankshaft

CSCA156



Suits: Holden Camshaft

CSCA157



Suits: Holden Crankshaft

CSCA159



Suits: Lexus, Toyota Camshaft

CSCA161



Suits: Mitsubishi Crankshaft

CSCA162



Suits: Mitsubishi Crankshaft

CSCA163



Suits: Mitsubishi Crankshaft

CSCA164



Suits: Mitsubishi Crankshaft

CSCA165



Suits: Toyota Crankshaft

CSCA166



Suits: Toyota Crankshaft

CAMSHAFT & CRANKSHAFT SENSORS



CSCA167



Suits: Toyota Crankshaft

CSCA168



Suits: Nissan Crankshaft

CSCA169



Suits: BMW Crankshaft

CSCA170



Suits: Nissan Crankshaft: Complete Distributor

CSCA171



Suits: Volvo Crankshaft

CSCA172



Suits: Holden Camshaft

CSCA173



Suits: Holden Camshaft

CSCA174



Suits: Holden Camshaft

CSCA175



Suits: Holden Camshaft

CSCA176



Suits: Holden Crankshaft

CSCA177



Suits: Holden Crankshaft

CSCA178



Suits: Daewoo, Holden Crankshaft

CSCA179



Suits: Holden, SAAB Camshaft

CSCA180



Suits: BMW Crankshaft

CSCA181



Suits: BMW Camshaft

CAMSHAFT & CRANKSHAFT SENSORS

CSCA182



*Suits: BMW
Crankshaft*

CSCA183



*Suits: BMW
Camshaft*

CSCA184



*Suits: VW
Crankshaft*

CSCA185



*Suits: BMW
Camshaft*

CSCA186



*Suits: BMW
Crankshaft*

CSCA187



*Suits: BMW
Crankshaft*

CSCA188



*Suits: BMW
Crankshaft*

CSCA189



*Suits: Volvo
Crankshaft*

CSCA190



*Suits: SAAB
Crankshaft*

CSCA191



*Suits: Volvo
Crankshaft*

CSCA192



*Suits: Kia
Crankshaft*

CSCA193



*Suits: BMW
Camshaft*

CSCA194



*Suits: Holden
Crankshaft*

CSCA195



*Suits: Ford
Crankshaft*

CSCA196



*Suits: SAAB
Camshaft*

CAMSHAFT & CRANKSHAFT SENSORS

CSCA198



*Suits: SAAB
Crankshaft*

CSCA199



*Suits: SAAB
Crankshaft*

CSCA200



*Suits: Ford
Camshaft*

CSCA201



*Suits: VW
Camshaft*

CSCA202



*Suits: VW
Camshaft*

CSCA203



*Suits: Volvo
Crankshaft*

CSCA204



*Suits: Holden
Speed / RPM*


CSCA205



*Suits: BMW
Crankshaft*

COOLANT TEMP. SENSOR & SWITCHES

CCS20



Suits: Ford, Holden, Mazda, Toyota
Thread M12x1.5

CCS21



Suits: Ford, Holden, Mazda, Toyota
Thread M12x1.5

CCS22



Suits: Honda
Thread M12x1.5

CCS23



Suits: Holden, Honda
Thread M12x1.5

CCS24




Suits: Hyundai, Mitsubishi
Thread 3/8 Gas

CCS25



Suits: Alfa, BMW, Holden, Nissan
Thread M12x1.5

CCS26



Suits: Ford, Holden, Mitsubishi, Toyota
Also used as temperature gauge sensor:
Thread M12x1.5

CCS27



Suits: Honda
Thread M16x1.5

CCS29



Suits: Ford, Nissan
Thread M16x1.5

CCS30



Suits: Daihatsu
Thread 3/8 Gas

CCS31



Suits: Daewoo, Holden
Thread M12x1.5

CCS32




Suits: Audi, BMW
Thread M14x1.5

CCS33



Suits: Mitsubishi, Proton
Thread 3/8 Gas

CCS34



Suits: Audi
Thread M10x1

CCS35




Suits: Landrover
Thread M12x1.5

COOLANT TEMP. SENSOR & SWITCHES



CCS37



Suits: Nissan
Thread M12x1.5

CCS38




Suits: Audi
Thread M10x1

CCS39




Suits: Hyundai, Mitsubishi, Proton
Thread 3/8 Gas

CCS40




Suits: Ford
Thread M12x1.5

CCS41



Suits: Holden, SAAB
Thread M12x1.5

CCS42




Suits: Holden
Thread M12x1.5

CCS43



Suits: Ford
Thread 3/8x18NPT

CCS44



Suits: Ford
Thread Not Applicable

CCS45



Suits: Subaru
Thread M12x1.5

CCS46



Suits: Ford, Mazda

CCS47



Suits: Holden
Thread Not Applicable

CCS48



Suits: Holden
Thread M12x1.5

CCS49



Suits: Holden
Thread M12x1.5

CCS50



Suits: Seat
Thread Not Applicable

CCS51



Suits: Holden
Thread M12x1.5

COOLANT TEMP. SENSOR & SWITCHES

CCS53



Suits: Audi
Temperature Gauge Sensor –
Thread Not Applicable

CCS54



Suits: Audi
Temperature Gauge Sensor –
Thread Not Applicable

CCS55



Suits: BMW
Thread M12x1.5

CCS56



Suits: BMW
Thread Not Applicable

CCS57



Suits: Ford
Thread Not Applicable

CCS58



Suits: Toyota
Thread M12x1.5

CTS100



Suits: Holden, Nissan
Temperature Gauge Sensor –
Thread Not Applicable

CTS101



Suits: Holden, Nissan
Adapter – Thread M16x1.5

CTS102



Suits: Holden, Nissan
Temperature Gauge Sensor –
Thread Not Applicable

CTS104



Suits: Daihatsu, Subaru, Toyota
Temperature Gauge Sensor – Thread M16x1.5

CTS106



Suits: Daihatsu, Toyota
Temperature Gauge Sensor – Thread M16x1.5

CTS108



Suits: Chrysler, Hyundai, Mitsubishi
Temperature Gauge Sensor – Thread M16x1.5

CTS110



Suits: Ford, Holden, Hyundai, Toyota
Temperature Gauge Sensor – Thread 1/8 Gas

CTS111



Suits: Ford, Mazda
Temperature Gauge Sensor – Thread M8x0.75

CTS112



Suits: Ford, Honda, Mazda
Temperature Gauge Sensor – Thread M16x1.5

COOLANT TEMP. SENSOR & SWITCHES

CTS113



Suits: Daihatsu
Temperature Gauge Sensor – Thread M16x1.5

CTS114



Suits: Daihatsu, Honda
Temperature Gauge Sensor – Thread 1/8 Gas

CTS115



Suits: Ford, Honda, Mazda, Rover
Temperature Gauge Sensor – Thread 1/8 Gas

CTS116



Suits: Audi, VW
Temperature Gauge Sensor – Thread M10x1

CTS117



Suits: Volvo
Temperature Gauge Sensor – Thread 5/8x18 UNF

CTS119



Suits: Jaguar, Landrover, Triumph
Temperature Gauge Sensor – Thread 5/8x18 UNF

CTS120



Suits: Ford
Temperature Gauge Sensor – Thread 3/8x18 NPT

CTS121



Suits: Chrysler, SAAB
Temperature Gauge Sensor – Thread 1/8 Gas

CTS122



Suits: Ford
Temperature Gauge Sensor – Thread 1/8 Gas

CTS123



Suits: Bedford, Holden, Leyland
Temperature Gauge Sensor – Thread 1/2x14 NPT

CTS124



Suits: Holden
Coolant Temperature Warning Light Switch – Thread 1/2x14 NPT

CTS125



Suits: Holden, Toyota
Temperature Gauge Sensor – Thread 1/8 Gas

CTS126



Suits: Daihatsu, Ford, Mazda
Temperature Gauge Sensor – Thread M16x1.5

CTS127



Suits: Daewoo, Holden, Nissan
Temperature Gauge Sensor – Thread 1/8 Gas

CTS128



Suits: Austin, Leyland, MG, Rover
Temperature Gauge Sensor – Thread 5/8x18 UNF

COOLANT TEMP. SENSOR & SWITCHES

CTS130



Suits: Holden, Nissan
Temperature Gauge Sensor – Thread M12x1.5

CTS131



Suits: Ford
Temperature Gauge Sensor – Thread 1/8 Gas

CTS132



Suits: Lada
Temperature Gauge Sensor – Thread M16x1.5

CTS133



Suits: Alfa
Temperature Gauge Sensor – Thread M16x1.5

CTS134



Suits: Holden, Daewoo
Temperature Gauge Sensor – Thread 1/8x27 NPT

CTS136



Suits: Daewoo
Temperature Gauge Sensor – Thread 1/8x27 NPT

CTS137



Suits: BMW
Temperature Gauge Sensor – Thread M14x1.5

CTS138



Suits: Holden, Isuzu
Temperature Gauge Sensor – Thread M16x1.5

CTS139




Suits: Holden
Temperature Gauge Sensor – Thread M16x1.5

CTS140



Suits: BMW
Temperature Gauge Sensor – Thread M14x1.5

CTS141



Suits: Nissan
Temperature Gauge Sensor – Thread M12x1.25

CTS142



Suits: Holden, Suzuki
Temperature Gauge Sensor – Thread 1/8 Gas

CTS144



Suits: Ford
Temperature Gauge Sensor – Thread 1/8x27 NPT

CTS145



Suits: Alfa
Temperature Gauge Sensor – Thread M14x1.5

CTS146



Suits: Daewoo
Temperature Gauge Sensor – Thread M12x1.5

COOLANT TEMP. SENSOR & SWITCHES

CTS147



Suits: Daewoo, Holden, Toyota
Coolant Temperature Sensor – Thread 3/8x18 NPT

CTS148



Suits: Ford
Temperature Gauge Sensor – Thread 1/8x27 NPT

CTS149



Suits: Ford
Temperature Gauge Sensor – Thread 1/8x27 NPT

CTS150



Suits: Holden, Toyota
Temperature Gauge Sensor – Thread M16x1.5

CTS151



Suits: Ford
Temperature Gauge Sensor – Thread 1/8x27 NPT

CTS152




Suits: Holden
Temperature Gauge Sensor – Thread 1/8x27 NPT

CTS153



Suits: BMW
Temperature Gauge Sensor – Thread M14x1.5

CTS154



Suits: Holden, Lexus, Toyota
Temperature Gauge Sensor – Thread 1/8 Gas

CTS155



Suits: Nissan
Temperature Gauge Sensor – Thread M12x1.5

CTS156



Suits: BMW
Temperature Gauge Sensor – Thread M14x1.5

CTS157



Suits: Audi
Temperature Gauge Sensor –
Thread Not Applicable

CTS158



Suits: Nissan
Temperature Gauge Sensor – Thread M16x1.5

CTS159



Suits: Mazda
Temperature Gauge Sensor – Thread M8x0.75

CTS160



Suits: VW
Temperature Gauge Sensor – Thread Not Ap-
plicable

CTS161



Suits: VW
Temperature Gauge Sensor – Thread M10x1.0

EXHAUST OXYGEN SENSORS

COS720



Universal 1 wire

COS721



Universal 3 wire

COS722



Universal 1 wire with flange

COS723



Universal 2 wire

COS724



Universal 4 wire

COS725



Universal 2 wire with flange

COS726



Universal 4 wire with flange

COS730



Suits: Daihatsu, Holden, Toyota

COS732



Suits: Daewoo, Holden, Nissan, Toyota

COS733



Suits: Ford

COS734



Suits: Daewoo, Holden, Toyota

COS736



Suits: Ford, Mazda

COS737



Suits: Holden, Nissan

COS738



Suits: Audi, Ford, Nissan, Subaru

COS742



Suits: Mitsubishi, Subaru

EXHAUST OXYGEN SENSORS

COS744



Suits: Daewoo, Holden, Toyota

COS745



Suits: Honda

COS748



Suits: Ford, Jaguar, Nissan

COS750



Suits: Holden

COS752



Suits: Mitsubishi

COS753



Suits: Proton

COS754



Suits: Chrysler

COS755



Suits: Holden

COS757



Suits: Ford, Hyundai, Mitsubishi

COS758



Suits: Mercedes

COS760



Suits: Toyota

COS761



Suits: Ford

COS762



Suits: Hyundai, Mitsubishi

COS764



Suits: Eunos, Ford, Mazda

COS765



Suits: Ford

EXHAUST OXYGEN SENSORS

COS766



Suits: Ford, Mazda

COS767



Suits: Ford

COS768



Suits: Ford, Mazda

COS769



Suits: Honda

COS770



Suits: Mazda

COS771



Suits: Nissan

COS772



Suits: Nissan

COS774



Suits: Toyota

COS775



Suits: Holden, Toyota

COS776



Suits: BMW, SAAB

COS777



Suits: Ford

COS778



Suits: Holden, Toyota

COS779



Suits: Ford, Mazda

COS780



Suits: Lexus

COS781



Suits: Lexus

EXHAUST OXYGEN SENSORS

COS782



Suits: Toyota

COS783



Suits: Mitsubishi

COS784



Suits: Holden

COS785



Suits: BMW, Subaru

COS786



Suits: Alfa, Audi, SAAB, Volvo

COS787



Suits: Porsche

COS788



Suits: Audi, Ferrari

COS789



Suits: Audi, Peugeot

COS790



Suits: Alfa, Volvo

COS792



Suits: Peugeot

COS793



Suits: Audi, SAAB

COS794



Suits: Mercedes

COS795



Suits: Mercedes

COS796



Suits: Mazda

COS797



Suits: Nissan

EXHAUST OXYGEN SENSORS

COS799



Suits: Mazda

COS800



Suits: Nissan

COS802



Suits: Ford

COS803



Suits: Jeep

COS804



Suits: Chrysler

COS805



Suits: Chrysler

COS806



Suits: Hyundai

COS807



Suits: Chrysler

COS808



Suits: Ford

COS810



Suits: BMW

COS813



Suits: Peugeot

COS814



Suits: Mercedes

COS816



Suits: Mercedes

COS818



Suits: Mercedes

COS819



Suits: Suzuki

EXHAUST OXYGEN SENSORS

COS820



Suits: Toyota

COS821



Suits: Toyota

COS822



Suits: Suzuki

COS824



Suits: Seat

COS826



Suits: Mazda

COS827



Suits: Jeep

COS828



Suits: Mazda

COS829



Suits: BMW

COS830



Suits: Honda

COS831



Suits: Honda

COS832



Suits: Honda

COS834



Suits: BMW

COS835



Suits: Mitsubishi

COS836



Suits: Ford

COS837



Suits: Ford, Mazda

EXHAUST OXYGEN SENSORS

COS838



Suits: Lexus, Toyota

COS842



Suits: Toyota

COS843



Suits: Lexus, Toyota

COS844



Suits: Lexus, Toyota

COS847



Suits: Lexus

COS848



Suits: Proton

COS849



Suits: Mitsubishi

COS850



Suits: Mitsubishi

COS851



Suits: Mitsubishi

COS852



Suits: Mitsubishi

COS853



Suits: Lexus

COS855



Suits: Holden

COS856



Suits: Hyundai

COS857



Suits: Toyota

COS858



Suits: Lexus, Toyota

EXHAUST OXYGEN SENSORS

COS859



Suits: Honda

COS860



Suits: Hyundai

COS861



Suits: Toyota

COS862



Suits: Suzuki

COS865



Suits: BMW

COS866



Suits: BMW, Rover

COS867



Suits: Lexus, Toyota

COS868



Suits: Hyundai

COS869



Suits: Hyundai

COS871



Suits: Lexus

COS872



Suits: Toyota

COS880



Suits: Eunos

COS881



Suits: Lexus, Toyota

COS882



Suits: Toyota

COS883



Suits: Holden

EXHAUST OXYGEN SENSORS

COS884



Suits: Holden

COS885



Suits: Hyundai

COS886



Suits: Hyundai

COS887



Suits: Mitsubishi

COS888



Suits: Ford

COS889



Suits: BMW

COS890



Suits: Honda

COS891



Suits: BMW

COS892



Suits: Toyota

COS893



Suits: Toyota

COS894



Suits: Lexus, Toyota

COS895



Suits: Lexus, Toyota

COS896



Suits: Kia

COS897



Suits: Peugeot

COS898



Suits: Holden

EXHAUST OXYGEN SENSORS

COS899



Suits: Holden

COS900



Suits: BMW

COS901



Suits: Holden

COS902



Suits: Ford

COS903



Suits: Suzuki

COS904



Suits: Holden

COS905



Suits: Hyundai

COS906



Suits: Kia

COS907



Suits: Mazda

COS908



Suits: Ford, Mazda

COS909



Suits: Ford, Mazda

COS910



Suits: Mazda

COS911



Suits: Hyundai

COS912



Suits: BMW

COS913



Suits: BMW

EXHAUST OXYGEN SENSORS

COS914



Suits: Rover

COS915



Suits: Kia

COS916



Suits: Ford

COS917



Suits: Holden

COS918



Suits: Holden

COS919



Suits: Seat

COS920



Suits: Ford

COS921



Suits: Suzuki

COS922



Suits: Ford, Mazda, Nissan

COS924



Suits: Ford

COS925



Suits: Ford

COS926



Suits: Kia

COS927



Suits: Kia

COS929



Suits: Ford

COS930



Suits: Ford

EXHAUST OXYGEN SENSORS

COS931



Suits: Subaru

COS932



Suits: Suzuki

COS933



Suits: BMW

COS934



Suits: BMW

COS935



Suits: BMW

COS938



Suits: Hyundai, Kia

IDLE SPEED CONTROL VALVES

CIA002



Suits: Hyundai

CIA004



Suits: Holden, Nissan

CIA005



Suits: Ford

CIA008



Suits: Daewoo, Holden, Toyota

CIA009



Suits: Ford

CIA011



Suits: Ford

IDLE SPEED CONTROL VALVES

CIA015



Suits: Mitsubishi

CIA017



Suits: Holden

CIA018



Suits: Holden

KNOCK CONTROL SENSORS

CKS101



Suits: Holden, Toyota

CKS102



Suits: Ford

CKS103



Suits: Holden, Toyota

CKS104



Suits: Subaru

CKS105



Suits: Ford

CKS106



Suits: SAAB

CKS107



Suits: Holden, Hyundai, Volvo

CKS108



Suits: Holden, SAAB, Volvo

CKS109



Suits: Audi

KNOCK CONTROL SENSORS



Suits: VW



Suits: Daewoo



Suits: Holden



Suits: Daewoo



Suits: Hyundai, Kia



Suits: Audi



Suits: Holden



Suits: VW

MAP SENSORS

CAT022



Suits: Holden
Includes Inlet Air Temperature Sensor

CMS205



Suits: Ford

CMS206



Suits: Ford, Holden, Hyundai, Toyota

CMS207



Suits: Holden, Universal

CMS208



Suits: Universal

CMS209



Suits: Hyundai

CMS210



Suits: Daewoo, Holden

CMS211



Suits: Hyundai

CMS212



Suits: Hyundai

CMS213



Suits: Hyundai

CMS215



Suits: Proton

CMS216



Suits: Ford
Includes Inlet Air Temperature Sensor

CMS217



Suits: Ford
Includes Inlet Air Temperature Sensor

CMS218



Suits: Honda

CMS223



Suits: Suzuki

MAP SENSORS

CMS226



Suits: Ford
Includes Air Temperature Sensor

CMS227



Suits: Mini

CMS228



Suits: Chrysler

CMS229



Suits: Daewoo, Ssangyong

CMS230



Suits: Mini

THROTTLE POSITION SENSORS & SWITCHES

CTPS100



Suits: Ford, Holden, Kia, Mitsubishi

CTPS101



Suits: Toyota
Switch Assembly

CTPS102



Suits: Holden, Suzuki, Toyota
Switch Assembly

CTPS103



Suits: Holden, Nissan
Switch Assembly

CTPS104



Suits: Ford, Holden, Mazda, Toyota
Switch Assembly

CTPS105



Suits: Holden
Switch Assembly

THROTTLE SENSORS & SWITCHES

CTPS106



Suits: Holden
Switch Assembly

CTPS107



Suits: Holden

CTPS108



Suits: Ford, Holden, Hyundai, SAAB

CTPS109



Suits: Ford

CTPS110



Suits: Ford

CTPS111



Suits: Holden, Lexus, Toyota

CTPS113



Suits: Mitsubishi

CTPS117



Suits: Holden, Nissan, Toyota

CTPS119



Suits: Ford

CTPS121



Suits: Ford

CTPS124



Suits: Holden

CTPS129



Suits: Holden, Nissan

CTPS131



Suits: Daewoo, Holden, Nissan

CTPS132



Suits: Daewoo, Holden, Toyota

CTPS133



Suits: Nissan

THROTTLE SENSORS & SWITCHES

CTPS134



Suits: Nissan
Switch Assembly

CTPS135



Suits: Nissan

CTPS136



Suits: Ford, Nissan

CTPS137



Suits: Ford, Nissan

CTPS138



Suits: Nissan

CTPS139



Suits: Nissan

CTPS141



Suits: Nissan

CTPS142



Suits: Nissan
Switch Assembly

CTPS143



Suits: Ford

CTPS144



Suits: BMW
Switch Assembly

CTPS145



Suits: Volvo
Switch Assembly

CTPS146



Suits: Holden, SAAB
Switch Assembly

CTPS155



Suits: Nissan

CTPS156



Suits: Nissan


BRAKE & CLUTCH PEDAL SWITCHES

CSL20



Suits: Holden
Brake Light Switch –
Mounting Stem 12.5mm diameter: Contacts N.C.

CSL21



Suits: Ford, IHC
Brake Light Switch – Hydraulic:
Thread 1/8x27 NPT: Contacts N.O.

CSL22




Suits: Austin, Rover, Triumph
Brake Light Switch – Hydraulic:
Thread 1/8x27 NPT: Contacts N.O.

CSL23



Suits: Alfa, Fiat
Brake Light Switch – Hydraulic:
Thread 1/8x27 NPT: Contacts N.O.

CSL25




Suits: Ford, Mazda, Toyota
Brake Light Switch –
2 Circuits: Red switches immediately:
Green switches when pedal fully depressed

CSL26



Suits: Ford, Mazda, Mitsubishi, Toyota
Brake Light Switch – Thread M10x1.25: Contacts N.C.

CSL27




Suits: Daihatsu, Mitsubishi
Brake Light Switch – Thread M10x1.25: Contacts N.C.

CSL28



Suits: Nissan
Brake Light Switch – Thread M10x1.25: Contacts N.C.

CSL29




Suits: Nissan
Brake Light Switch – Hydraulic:
Thread 1/8x28 (JIS): Contacts N.C.

CSL30



Suits: Holden
Brake Light Switch – Thread M10x1.25: Contacts N.C.

CSL31



Suits: Holden, Suzuki
Brake Light Switch – Contacts N.C.

CSL32



Suits: Chrysler, Nissan
Brake Light Switch – Contacts N.C.

CSL34



Suits: Ford 1966-68
Brake Light Switch

CSL36



Suits: Ford 1669-91
Brake Light Switch

CSL37



Suits: Ford
Brake Light Switch


BRAKE & CLUTCH PEDAL SWITCHES

CSL38 / CSL46



Suits: Ford
Brake Light Switch

CSL40



Suits: Toyota
Brake Light Switch – Thread M10x1.25: Contacts N.C.

CSL41



Suits: Holden
Brake Light Switch

CSL42



Suits: Chrysler
Brake Light Switch – Contacts N.C.

CSL43



Suits: Holden, Nissan
Brake Light Switch – Contacts N.C.

CSL44



Brake Light Switch

CSL45



Brake Light Switch

CSL47



Suits: Ford, Holden, Mazda, Toyota
Brake Light Switch and Clutch Pedal Switch – Contacts N.C.

CSL50



Suits: Ford
Brake Light Switch

CSL51



Suits: Ford
Brake Light Switch – Thread M12x1.75: Contacts N.C.

CSL54



Suits: Holden, Honda, Mitsubishi
Brake Light Switch – Thread M10x1.25:
Contacts one pair N.C. and one pair N.O.

CSL55



Suits: Daewoo, Holden
Brake Light Switch –
With auto adjustment: Contacts N.C.

CSL56



Suits: Toyota
Brake Light Switch – Thread M10x1.25:
Contacts one pair N.C. and one pair N.O.

CSL57



Suits: Hyundai
Brake Light Switch – Thread M10x1.25: Contacts N.C.

CSL58



Suits: Holden
Brake Light Switch –
Contacts 3 Terminal Change Over


BRAKE & CLUTCH PEDAL SWITCHES

CSL59



Suits: Holden, Toyota
Brake Light Switch – Thread M10x1.25: Contacts N.C.

CSL60



Suits: Holden, Toyota
Brake Light Switch – Thread M10x1.25:
Contacts one pair N.C. and one pair N.O.

CSL61



Suits: Holden
Brake Light Switch – Contacts N.C.

CSL62




Suits: Ford
Brake Light Switch – Contacts N.C.

CSL63



Suits: Hyundai
Brake Light Switch – Thread M10x1.25:
Contacts one pair N.C. and one pair N.O.

CSL64



Suits: Holden
Brake Light Switch – Contacts N.C.

CSL65



Suits: Holden
Brake Light Switch –
Contacts one pair N.C. and one pair N.O.

CSL66



Suits: Hyundai
Clutch Pedal Switch –
Thread M10x1.25: Contacts N.O.

CSL67



Suits: Holden, Hyundai, Toyota, VW
Brake Light Switch – Thread M10x1.25: Contacts N.C.

CSL68



Suits: Hyundai
Clutch Pedal Switch –
Thread M10x1.25: Contacts N.O.

CSL69



Suits: Eunos, Ford
Brake Light Switch – Contacts N.C.

CSL70



Suits: Ford
Brake Light Switch –
Contacts one pair N.C. and one pair N.O.

CSL71




Suits: Mitsubishi
Brake Light Switch

CSL72



Suits: Mitsubishi
Brake Light Switch

CSL73



Suits: Holden
Brake Light Switch –
Contacts one pair N.C. and one pair N.O.

OIL PRESSURE SENSOR & SWITCHES



CPS20



Suits: Audi, Nissan, SAAB, VW
Oil Pressure Switch – Thread M10x1:
Contacts N.C.: Open at 30Kpa

CPS21



Suits: Holden, Mazda, Nissan
Oil Pressure Switch – Thread M14x1.5:
Contacts N.C.: Open at 35Kpa

CPS22



Suits: Ford, Holden, Honda, Nissan
Oil Pressure Switch – Thread 1/8x28 BSPT:
Contacts N.C.: Open at 40Kpa

CPS23



Suits: Ford, Holden, Mazda, Toyota
Oil Pressure Switch – Thread 1/8x28 BSPT:
Contacts N.C.: Open at 40Kpa

CPS24




Suits: Ford, Holden, Mazda, Toyota
Oil Pressure Switch – Thread 1/8x28 BSPT:
Contacts N.C.: Open at 20Kpa

CPS25




Suits: Ford, Honda, Mazda, Suzuki
Oil Pressure Switch – Thread 1/8 Gas:
Contacts N.C.: Open at 40Kpa

CPS26



Suits: Nissan, Toyota
Oil Pressure Gauge Sensor – Thread 1/8 Gas:
Resistance Variable

CPS27




Suits: Mitsubishi
Oil Pressure Gauge Sensor – Thread 1/8 Gas:
Resistance Variable

CPS28



Suits: Ford, Holden, Nissan
Oil Pressure Switch – Thread 1/8 Gas:
Contacts N.C.: Open at 20Kpa

CPS29



Suits: Nissan
Oil Pressure Gauge Sensor – Thread 1/8 Gas:
Resistance Variable

CPS30



Suits: Ford, Holden, SAAB, Toyota
Oil Pressure Switch – Thread 1/4x18 Dryseal:
Contacts N.C.: Open at 40Kpa

CPS31



Suits: Chrysler, Ford, Volvo
Oil Pressure Switch – Thread 1/8x27 NPT:
Contacts N.C.: Open at 50Kpa

CPS32



Suits: Ford, Holden
Oil Pressure Switch – Thread 1/8x27 Dryseal:
Contacts N.C.: Open at 35Kpa

CPS33



Suits: Holden
Oil Pressure Switch – Thread 1/4x18 Dryseal:
Contacts N.C.: Open at 30Kpa

CPS34



Suits: Ford, Holden, Nissan
Oil Pressure Switch – Thread 1/4x18 Dryseal:
Contacts N.C.: Open at 40Kpa

OIL PRESSURE SENSOR & SWITCHES



FUELMISER

CPS35



Suits: Austin, Jaguar, MG, Volvo
Oil Pressure Switch – Thread 1/8x27 Dryseal:
Contacts N.C.: Open at 40Kpa

CPS36



Suits: Holden
Oil Pressure Switch – Thread 1/4x18 Dryseal:
Contacts N.C.: Open at 40Kpa

CPS37



Suits: Ford, Holden, Hyundai, Toyota
Oil Pressure Switch – Thread 1/8 Gas:
Contacts N.C.: Open at 30Kpa

CPS38



Suits: Holden, Toyota
Oil Pressure Switch – Thread 3/8 NPT:
Contacts N.C. & N.O.

CPS39




Suits: Chrysler
Oil Pressure Switch – Thread 1/8 Gas:
Contacts N.C.

CPS40



Suits: Audi
Oil Pressure Switch – Thread M10x1:
Contacts N.C.: Open at 30Kpa

CPS41



Suits: Ford
Oil Pressure Switch – Thread 1/4x18 NPT:
Contacts N.C.: Open at 30Kpa

CPS42



Suits: BMW
Oil Pressure Switch – Thread M16x1.5:
Contacts N.C.: Open at 60Kpa

CPS43



Suits: BMW
Oil Pressure Switch – Thread M12x1.5:
Contacts N.C.: Open at 15Kpa

CPS44



Suits: BMW
Oil Pressure Switch – Thread M12x1.5:
Contacts N.C.: Open at 35Kpa

CPS45



Suits: Ford
Oil Pressure Switch – Thread 1/8x27 NPT:
Contacts N.C.: Open at 50Kpa

CPS46



Suits: Holden
Oil Pressure Switch – Thread 1/8 Gas:
Contacts N.C.: Open at 30Kpa

CPS47



Suits: Holden
Oil Pressure Switch – Thread 1/8 Gas:
Contacts N.C.: Open at 30Kpa

CPS48



Suits: Daewoo, Holden, Seat
Oil Pressure Switch – Thread M14x1.5:
Contacts N.C.: Open at 50Kpa

CPS49



Suits: BMW
Oil Pressure Switch – Thread M12x1.5:
Contacts N.C.: Open at 30Kpa

OIL PRESSURE SENSOR & SWITCHES

CPS50



Suits: Hyundai, Mitsubishi
Oil Pressure Switch – Thread 1/8 Gas:
Contacts N.C.: Open at 40Kpa

CPS51



Suits: Holden, Lexus, Toyota
Oil Pressure Switch – Thread 1/8 Gas:
Contacts N.C.: Open at 20Kpa

CPS52



Suits: Ford
Oil Pressure Switch – Thread 1/4x18 NPT:
Contacts N.C.: Open at 40Kpa

CPS53



Suits: Ford
Oil Pressure Switch – Thread 3/8 NPT:
Contacts N.C.: Open at 50Kpa

CPS54



Suits: Holden
Oil Pressure Gauge Sensor – Thread M14x1.5:
Resistance Variable

CPS55



Suits: Hyundai
Oil Pressure Gauge Sensor – Thread 1/8 Gas:
Resistance Variable

CPS56



Suits: Nissan
Oil Pressure Gauge Sensor – Thread 1/8 Gas:
Resistance Variable

CPS57



Suits: Daewoo, Holden
Oil Pressure Switch – Thread M14x1.5

CPS58



Suits: Holden
Oil Pressure Switch – Thread M14x1.5:
Contacts N.C.: Open at 30Kpa

CPS59



Suits: Mitsubishi
Oil Pressure Switch – Thread 1/8 Gas:
Contacts N.C.: Open at 20Kpa

RADIATOR FAN SWITCHES



CFS10



Suits: Holden, Volvo
Thread M14x1.5: Contacts N.O.:
Close at 100°C Open at 95°C

CFS11



Suits: Mitsubishi
Thread M16x1.5: Contacts N.O.:
Close at 85°C Open at 80°C

CFS12



Suits: Honda, Rover, Suzuki
Thread M16x1.5: Contacts N.O.:
Close at 92°C Open at 87°C

CFS13



Suits: Honda
Thread M16x1.5: Contacts N.O.:
Close at 92°C Open at 87°C

CFS14



Suits: Honda
Thread M16x1.5: Contacts N.O.:
Close at 92°C Open at 87°C

CFS15



Suits: Nissan
Thread M16x1.5: Contacts N.O.:
Close at 85°C Open at 80°C

CFS16



Suits: Nissan
Thread M16x1.5: Contacts N.O.:
Close at 85°C Open at 80°C

CFS17



Suits: Nissan
Thread M16x1.5: Contacts N.O.:
Close at 90°C Open at 85°C

CFS18




Suits: Audi, Citroen, SAAB, VW
Thread M22x1.5: Contacts N.O.:
Close at 95°C Open at 90°C

CFS19



Suits: Audi, Porsche
Thread M22x1.5: Dual Contacts N.O.: 1 Close at 95°C Open at 85°C: 2 Close at 102°C Open at 100°C

CFS20



Suits: Holden, Nissan
Thread M16x1.5: Contacts N.O.:
Close at 92°C Open at 82°C

CFS21



Suits: Subaru
Thread M16x1.5: Contacts N.O.:
Close at 92°C Open at 87°C

CFS22



Suits: Chev, Chrysler, Mitsubishi
Thread M16x1.5: Contacts N.O.:
Close at 85°C Open at 80°C

CFS24



Suits: Holden, Toyota
Thread M16x1.5: Contacts N.C.:
Open at 90°C Close at 85°C

CFS26



Suits: Ford, Mazda
Thread M16x1.5: Contacts N.C.:
Open at 97°C Close at 92°C

RADIATOR FAN SWITCHES

CFS27



Suits: Subaru
Thread M16x1.5: Contacts N.O.:
Close at 95°C Open at 90°C

CFS28



Suits: Holden, Nissan
Thread M16x1.5: Contacts N.O.:
Close at 95°C Open at 85°C

CFS29



Suits: Mitsubishi, Proton
Thread M16x1.5: Contacts N.O.:
Close at 85°C Open at 80°C

CFS30



Suits: Hyundai
Thread M16x1.5: Contacts N.O.:
Close at 90°C Open at 85°C

CFS31



Suits: Hyundai
Thread M16x1.5: Contacts N.O.:
Close at 85°C Open at 80°C

CFS32



Suits: Holden, Toyota
Thread M16x1.5: Contacts N.C.:
Open at 90°C Close at 85°C

CFS33



Suits: Alfa, Lada
Thread M22x1.5: Contacts N.O.:
Close at 92°C Open at 87°C

CFS34



Suits: Alfa
Thread M22x1.5: Contacts N.O.:
Close at 90°C Open at 80°C

CFS35



Suits: Alfa
Thread M22x1.5: Contacts N.O.:
Close at 85°C Open at 75°C

CFS36



Suits: Audi
Thread M22x1.5: Contacts N.O.:
Close at 95°C Open at 90°C

CFS37



Suits: Daihatsu
Thread 3/8 Gas: Contacts N.O.:
Close at 95°C Open at 90°C

CFS38



Suits: Holden
Thread M16x1.5: Contacts N.O.:
Close at 87°C Open at 77°C

CFS39



Suits: BMW
Thread M14x1.5: Contacts N.O.:
Close at 102°C Open at 97°C

CFS40



Suits: BMW
Thread M14x1.5: Contacts N.O.:
Close at 95°C Open at 90°C

CFS41



Suits: Hyundai
Thread M16x1.5: Contacts N.O.:
Close at 85°C Open at 80°C

RADIATOR FAN SWITCHES



CFS42




Suits: Ford, Mazda
Thread M16x1.5: Contacts N.C.:
Open at 90°C Close at 85°C

CFS43



Suits: Toyota
Thread M16x1.5: Contacts N.C.:
Open at 50°C Close at 45°C

CFS44



Suits: Toyota
Thread M16x1.5: Contacts N.C.:
Open at 90°C Close at 85°C

CFS45




Suits: Holden, Suzuki
Thread M16x1.5: Contacts N.O.:
Close at 90°C Open at 85°C

CFS46



Suits: Holden
Thread M22x1.5: Contacts N.O.:
Close at 87°C Open at 82°C

CFS47



Suits: Honda
Thread M16x1.5: Contacts N.O.:
Close at 105°C Open at 90°C

CFS48



Suits: Mitsubishi
Thread M16x1.5: Contacts N.O.:
Close at 85°C Open at 80°C

CFS49



Suits: Holden
Thread M22x1.5: Contacts N.O.:
Close at 100°C Open at 95°C

CFS51



Suits: Ford
Thread 3/8 Gas: Contacts N.C.:
Open at 72°C Close at 67°C

CFS52



Suits: Daewoo
Thread M22x1.5: Contacts N.O.:
Close at 90°C Open at 85°C

CFS53



Suits: Honda
Thread M16x1.5: Contacts N.O.:
Close at 92°C Open at 87°C

CFS54



Suits: Honda
Thread M16x1.5: Contacts N.O.:
Close at 95°C Open at 90°C

CFS55



Suits: Holden, Toyota
Thread M16x1.5: Contacts N.C.:
Open at 90°C Close at 85°C

CFS56



Suits: Daihatsu
Thread 3/8 Gas: Contacts N.O.:
Close at 87°C Open at 82°C

CFS57



Suits: Honda
Thread M18x1.5: Contacts N.O.:
Close at 112°C Open at 107°C


RADIATOR FAN SWITCHES

CFS58



Suits: Holden
Thread M22x1.5: Contacts N.O.:
Close at 100°C Open at 98°C

CFS59




Suits: Ford, Kia, Mazda
Thread M16x1.5: Contacts N.O.:
Close at 97°C Open at 92°C

CFS60



Suits: Toyota
Thread M16x1.5: Contacts N.C.:
Open at 50°C Close at 45°C

CFS61




Suits: Mazda
Thread M16x1.5: Contacts N.O.:
Close at 107°C Open at 102°C

CFS62




Suits: Honda
Thread M18x1.5: Contacts N.O.:
Close at 95°C Open at 90°C

CFS63



Suits: Holden, Toyota
Thread M16x1.5: Contacts N.C.:
Open at 92°C Close at 87°C

CFS65



Suits: Ford, Mazda
Thread M16x1.5: Contacts N.O.:
Close at 90°C Open at 85°C

CFS66



Suits: Holden
Thread M16x1.5: Contacts N.O.:
Close at 87°C Open at 77°C

CFS67



Suits: Ford
Thread M12x1.5: Contacts N.O.:
Close at 105°C Open at 100°C

CFS69




Suits: Lexus
Thread M16x1.5: Contacts N.O.:
Close at 90°C Open at 85°C

CFS70



Suits: Hyundai
Thread 3/8 Gas: Contacts N.O.:
Close at 105°C Open at 100°C

CFS71



Suits: Hyundai
Thread 3/8 Gas: Contacts N.C.:
Open at 115°C Close at 110°C

CFS72



Suits: Daihatsu
Thread 3/8 Gas: Contacts N.O.:
Close at 92°C Open at 87°C

CFS73



Suits: Ford
Thread M16x1.5: Contacts N.C.:
Open at 90°C Close at 85°C

CFS74



Suits: Daihatsu, Ford
Thread 3/8 Gas: Contacts N.O.:
Close at 87°C Open at 82°C

RADIATOR FAN SWITCHES



CFS75

Suits: Toyota
Thread M16x1.5: Contacts N.C.:
Open at 95°C Close at 90°C

CFS76

Suits: BMW
Thread M14x1.5: Dual Contacts N.O.: 1 Close at 91°C Open at 86°C: 2 Close at 99°C Open at 94°C

CFS77

Suits: Holden
Thread M22x1.5: Dual Contacts N.O.: 1 Close at 95°C Open at 90°C: 2 Close at 105°C Open at 100°C

CFS78

Suits: Holden
Thread M22x1.5: Dual Contacts 1 N.O. 1 N.C.:
N.O. Close at 120°C Open at 115°C: N.C.
Open at 105°C Close at 100°C

CFS79

Suits: Holden
Thread M22x1.5: Dual Contacts N.O.: 1 Close at 100°C Open at 95°C: 2 Close at 105°C Open at 100°C

CFS80

Suits: Holden
Thread M22x1.5: Dual Contacts 1 N.O. 1 N.C.:
N.O. Close at 120°C Open at 115°C: N.C.
Open at 110°C Close at 105°C

CFS81

Suits: Subaru
Thread M16x1.5: Contacts N.O.:
Close at 97°C Open at 92°C

CFS82

Suits: Citroen
Thread M22x1.5: Contacts N.O.:
Close at 97°C Open at 92°C

CFS83

Suits: Toyota
Thread M16x1.5: Contacts N.O.:
Close at 105°C Open at 100°C

CFS84

Suits: Landrover
Thread M22x1.5: Contacts N.C.:
Open at 115°C Close at 110°C

CFS85

Suits: Holden
Thread M16x1.5: Contacts N.O.:
Close at 100°C Open at 95°C

CFS86

Suits: Holden
Thread M16x1.5: Contacts N.O.:
Close at 95°C Open at 85°C

CFS87

Suits: Honda
Thread M16x1.5: Contacts N.O.:
Close at 92°C Open at 77°C

CFS88

Suits: Suzuki
Thread M18x1.5: Contacts N.O.:
Close at 100°C Open at 95°C

CFS89

Suits: Suzuki
Thread M16x1.5: Contacts N.O.:
Close at 87°C Open at 82°C

RADIATOR FAN SWITCHES

CFS90



Suits: Daihatsu
Thread 3/8 Gas: Contacts N.O.:
Close at 92°C Open at 87°C

CFS91



Suits: Holden, Suzuki, VW
Thread M18x1.5: Contacts N.O.:
Close at 95°C Open at 90°C

CFS92




Suits: Holden
Thread M22x1.5: Dual Contacts 1 N.O. 1 N.C.
105-100°C 120-115°C

CFS93




Suits: Holden
Thread M22x1.5: Dual Contacts 1 N.O. 1 N.C.
95-90°C 120-115°C

CFS94



Suits: Holden
Thread M22x1.5: Dual Contacts 1 N.O. 1 N.C.
110-115°C 120-115°C


CFS95



Suits: Holden
Thread M22x1.5: Dual Contacts N.O.
95-90°C 105-100°C

HEADLIGHT & DIMMER SWITCHES

CHL20




Suits: Universal 6 or 12 volt
Headlight Switch

CHL21




Suits: Holden FE to HG
Headlight Switch

CHL22



Suits: Chrysler AP5 to VG
Headlight Switch

CHL23



Suits: Ford 1965 to 1970
Headlight Switch

CDS14







Suits: Ford XM to XY
Dimmer Switch

CDS15



Suits: Holden FE to HJ
Dimmer Switch

IGNITION SWITCHES



POWER STEERING SWITCHES

NEUTRAL SWITCH



REVERSE LIGHT SWITCHES

CRS100



Suits: Holden

CRS101



Suits: Daihatsu

CRS102



Suits: Holden

STARTER RELAY SWITCHES

CS50



Continuous duty – 12 volt, insulated base, silver contacts – Rated Current 80 Amps

CS51



Suits: Ford, Universal
12 volt, grounded base with ballast bypass terminal – Rated Current 200 Amps Intermittent

CS52



12 volt, grounded base

CS53



Continuous duty – 12 volt, insulated base, copper contacts. – Rated Current 80 Amps

CS54



Continuous duty – 24 volt, insulated base, copper contacts. – Rated Current 60 Amps

CS55



Foot operated, starter switch

CS56



12 volt, grounded base – As per CS52 but with manual button in cap



ABN 97 097 993 283

PO Box 339
Hornsby NSW 1630
Australia

FEMP#1



[RETURN TO CONTENTS](#)

ENGINE MANAGEMENT PARTS